



PRICE LIST
2024/2025
AVK NEW ZEALAND

Expect... **AVR**



WELCOME TO AVK IN AUSTRALIA AND NEW ZEALAND

We are dedicated to making water quality and security better for the people of Australia and New Zealand – one product and one solution at a time.



THE AVK GROUP GLOBAL PRESENCE

The AVK Group is a privately owned industrial group currently comprising +100 companies worldwide. We develop and produce valves, hydrants and accessories for water and gas distribution, sewage treatment and fire protection. Furthermore, AVK has built up strong brands supplying products and solutions for various industrial sectors and within advanced manufacturing. Our products are designed to meet international standards and are sold worldwide. When dealing with the AVK Group expect quality, reliability, functionality and long lifetime in service.



AVK is global in scale when it comes to manufacturing and design. We serve our customers locally, offering full-line partnership and a single entry point to a world of quality solutions.

1941

Established as a local machine shop in Denmark

+4,800

Employees worldwide

+100

Companies in the Group

1,065

Million EUR of turnover

QUALITY SOLUTIONS ASK AVK



AVK Holding Australia comprises of AVK Australia, AVK Complete Tapping Services and AVK Industrial Australia, each playing an integral role within the AVK Group, renowned as a leading international industrial manufacturer.

AVK provides market-based solutions fit for life in cities, towns, and rural communities, utilising our local manufacturing footprint as well as AVK Global production supply chain to service pipeline infrastructure, water treatment, sewage processing, fire protection, irrigation, dams & reservoirs, mining operations, and gas distribution.

AVK has been servicing our markets for over 20 years, and we specialise in the manufacture of a high-quality range of customised valves, hydrants, couplings, repair clamps, tapping saddles, pipe fittings, accessories, and speciality products.

We are proud to deliver forward-thinking, innovative solutions, not just products - ASK4AVK.



FORGING LONG-TERM PARTNERSHIPS

The team at AVK focuses on delivering value and on guiding all our customers nation-wide; both before, during and after sale, and are working with numerous stakeholders along the value chain.


We are supporting residential, commercial, and industrial infrastructure as well as large scale mining and irrigation projects.

Utilising our extensive technical expertise, we support local projects from inception to final commissioning, backed by our global product specialists who understand complex applications as well as associated customised specialty products.

Delivering anytime, anywhere

With a National distribution footprint, AVK has the agility to have the right products available at the right time, wherever and whenever you need them.

With significant inventory holdings strategically positioned close to our markets, we can service our customers quickly and efficiently.



EXPECT QUALITY IN EVERY SINGLE STEP

AVK has three Australian manufacturing facilities located in Adelaide, Wangaratta, and Currumbin which service the Australian, New Zealand, and South Pacific markets.

AVK's products are characterised by consistently high levels of quality and durability in line with market requirements. Australian standards are some of the most rigorous in the world and this requires strict quality control programs of our production processes from beginning to end.

All AVK products are type tested during the design phase to ensure they meet the standard criteria for strength, operation, and endurance. During assembly, the product is subject to dimensional and visual inspections, and a series of production tests in line with standards requirements.

AVK Australia's corporate certifications include ISO 9001 quality management, ISO 14001 environmental management, and ISO 45001 Australian standard for occupational health and safety.

We stand behind our brand with generous warranties and a product design life expectancy of over 50 years for valves and fittings.



Quality
ISO 9001
SAI GLOBAL



Environment
ISO 14001
SAI GLOBAL



OHS
ISO 45001
SAI GLOBAL



Continuous Product Development

Market proximity is an important part of AVK's strategy; close contact with the end-user ensures close monitoring of the market and constant adaption and development of the product program to meet market requirements.

This takes place locally and in conjunction with the innovation and development department in Denmark, where ideas and suggestions are gathered, and existing products are continually updated.

In co-operation with the end-user, products are field-tested before final market launch, thus achieving the best result in each market.



Respect for the Environment

AVK continues to focus on sustainably running our business and delivering products and solutions that show respect for the environment and improve the quality of life for our local communities.

We focus on the environment in our internal processes and have strict objectives for our manufacturing companies regarding energy and water consumption.

This focus also extends to our suppliers who must meet similar objectives to be a certified supplier of the AVK Group.

FOSTERING STRONG PARTNERSHIPS NEW ZEALAND

Our sales team at AVK in New Zealand is dedicated to fostering strong partnerships and providing guidance to the water industry to find the best solutions for water management. We achieve this by closely collaborating with our key distributor networks, regional councils, authorities, utilities, consulting engineers, and government agencies.

This involves promoting and supporting best practices for managing drinking water, wastewater, and stormwater for New Zealand's current and future infrastructure projects.

Our key distributor partners are dedicated to promoting and selling our wide range of AVK products. They are actively involved in local communities, working on projects of all sizes, as well as supplying products for day-to-day plumbing applications.

AVK offers ongoing education to our strategic partners through training workshops, exhibitions, and one-on-one guidance. Additionally, we provide online selection tools and a wide array of technical data and promotional collateral.

In New Zealand, AVK takes an active role in the Water NZ and Water Industry Operators Group associations. We stand as a dedicated advocate for improving water quality and security for the people of New Zealand, with a commitment to delivering impactful products and solutions.



#ASKAVK



OUR SITES IN AUSTRALIA

WINGFIELD

The manufacturing plant was established in 1998 in Adelaide, South Australia and over the years have built a reputation on being one of the world's leading international valve manufacturers.

As a quality endorsed company, AVK specialise in the manufacture of a high-quality range of valves, hydrants and accessories and is a proven supplier to markets such as water infrastructure pipelines, water treatment, sewage processing, fire protection, dams & reservoirs, marine sectors and gas distribution.

These quality approved products are manufactured at our high-tech plant in Wingfield, South Australia, each complying with Australian and New Zealand standards, delivering the highest level of reliability, safety and durability.

The valve range includes gate valves, butterfly valves, hydrants, air release valves, check valves, service connection valves, accessories and specialty products.

The facility is certified according to ISO 9001 in respect of quality management, ISO 14001 in respect of environmental management and ISO 45001 in respect of the Australian standard for occupational health and safety.



OUR SITES IN AUSTRALIA

WANGARATTA



Based in the rural city of Wangaratta, in Northeast Victoria, AVK Wang is focused on providing the best repair and maintenance products consisting of couplings, repair clamps, tapping saddles and specialty products for pipelines in Australia and New Zealand.

AVK is proud of the reputation their products have earned in the Australian market, however, they know that when it comes to repair and maintenance the best product is only part of the solution.

That is why AVK is focused on meeting the customers' needs by ensuring all products match the application and are available when they are needed.

AVK is committed to delivering products that are designed in Australia, made by Australians for Australian and New Zealand conditions.

AVK is renowned for its expertise to customise products to suit a specific customer's application, through a selection of material, physical design, shape, product verification and testing.



OUR SITES IN AUSTRALIA

CURRUMBIN

The Currumbin facility is based on the Gold Coast, in Queensland and manufactures fittings predominantly for the civil water and wastewater industry.

AVK can provide a full-service package to its customers including technical support, inspections & testing, packaging and logistics as well as the staging of large scale projects.

AVK is certified according to ISO 9001 in respect of quality management, ISO 14001 in respect of environmental management and AS 45001 in respect of the Australian standard for occupational health and safety. Their range of products have certification marks to AS/NZS 2280:2020 for fittings, valves and flanged pipe, and AS 2638.1 for gate valves.



PIPE ASSEMBLIES THE RIGHT CONNECTION

Since 1980 the Currumbin facility has been manufacturing ductile iron fittings in sizes DN80-DN750. The facility also has the capability to provide a wide range of flanged pipe assemblies in accordance with the requirements of AS/NZS 2280.

Manufactured to the highest standards the ductile iron pipe range is suitable for installation in water and wastewater applications, and is available in a wide selection of sizes, linings and corrosion protection options. End configurations are available in flanged, socket and spigot types, with weep flanges for thrust restraint an option.

Flange designs include AS/NZS 4087 B5 and B6. Epoxy coatings conform to AS/NZS 4158 and are potable water approved to AS/NZS 4020. Pipes are available lined with cement mortar or unlined, and in customised lengths to 6 metres.



OUR SERVICES

COMPLETE TAPPING

SERVICE

CTS | Australia

As part of the AVK Australia Holding Group, Complete Tapping Service is the leading company for under pressure tapplings in Australia.

CTS has been doing under pressure tapplings on water and wastewater mains for over 20 years.

CTS is an innovative support service for water authorities and contractors across Australia.

CTS also offers a line stopping service providing temporary shutdown solutions on mains from 80mm up to 500mm using their patented and in house developed AquaStop™ system and imported Hydra Stop system.



Complete Tapping Service only uses approved products on all jobs and complies with the WSA Code of Practice for under pressure tapplings to ensure that our customers get the best possible outcome.

We are an approved contractor with Major water authorities as well as many smaller water authorities and local councils all around Australia.

No matter where your job is located, CTS has an office to service your needs.



CTS REPRESENTED IN NEW ZEALAND

Pipeline & Civil | New Zealand

AVK Complete Tapping Service is now represented in New Zealand by Pipeline and Civil Ltd.

They are an approved contractor with Major water authorities as well as many smaller water authorities and local councils across New Zealand providing both Under Pressure Tapping and Aquastop™ services

They can perform Under Pressure Tapping services on water and wastewater pipes of all materials (MSCL, DICL, CICL, UPVC, PE, HOBAS, RC, Ecopur, Ducpur, Cu and others).


Pipeline and Civil can perform Under Pressure Tapping's from 20mm up to 750mm (Drill size) with no disruption to the water supply for industrial, commercial and domestic purposes.

The AquaStop™ process allows any main (80mm – 150mm) to be isolated at the point it needs to be; minimising the size of the isolated section of the main, meaning fewer houses and properties are left without water during routine maintenance work or connections.

Pipeline and Civil – Technical Services division can offer you reliability, flexibility, and a high level of cost-effective service.



HOW TO USE THE **PRODUCT FINDER** ON OUR WEBSITE



Water supply Wastewater treatment Fire protection Services & Information

Find product

Search

AVK Australia Civil / Product finder

Product finder





Filter

SHOW ALL FILTERS RESET ALL FILTERS COMPARE PRODUCTS

Use	Product	Technical specifications	Standards and approvals
Segment	Category		
Application	Type		
	Series		

ie. item no., AVK ref. no., industry item no., variant or other

Results 297

AVK GATE VALVE, RESILIENT SEATED, PN16	AVK GATE VALVE, RESILIENT SEATED, PN16	AVK GATE VALVE, RESILIENT SEATED, PN16	AVK GATE VALVE, RESILIENT SEATED, PN16
			

On our website, avkcivil.com.au, you can browse through our current product offer and search out the exact product you need through the filtering options.

Segment and Application

In the “Use” filters you can select the overall segment or a specific application that the product should be used for.

Category, Type and Series

The “Product” filter lets you select either a category (broad search), a type or all the way down to a specific series (narrow search) to give you an easy overview of what we can offer.

Technical Specifications

Under “Technical Specifications” it is possible to apply filters regarding the desired PN class, Material, Pipe Type, Connection type, Nominal Diameter and Operating Direction.

Standards and Approvals

The “Standards and Approvals” filter makes it possible to search out products based on the desired Design Standard, Approvals, Face to Face standard and Flange Drilling standard.

VALUE ADDED OPTIONS

Build your customised Valve solution



Size Range



Drill Pattern



Bypass Options



Torque Overload Protector



Position Indicator



Actuation



Gate/Seat Type



Materials



Coatings



Extension Spindle



Quality Assurance



Gearbox



Coatings Thickness



Gland Range



Inspection & Test Plans



AVK offers 16 different options for your application, including various gate/seat types, actuation methods, gearboxes, extension spindles, and a wide range of material choices. In addition, coating types and thicknesses, gland flange options, and extended warranties help complete the offer.

Regarding materials we offer a variety of options to meet your specific application needs, including Stainless Steel 431 or 316, Duplex, and Inconel for extreme conditions. Additionally, we have in-house FBE coating capabilities that allow us to control coating thickness according to your requirements. Our valve solutions come in a wide range of sizes, from DN50 – 2000++ and in pressure ratings from PN10-PN40, covering multiple connection types.

It is no surprise that our customers consider us the best of the best when it comes to valve solutions.

Learn more #ASKAVK.

ASSURANCE GUARANTEE STRONG EXTENDED GUARANTEES PROVIDING YOU PEACE OF MIND

AVK backs its product portfolio giving you assurance your product is built for longevity and can perform to meet market specific applications. At AVK we prioritise quality, performance and our customers above all else and we stand by our brand! We are not only focused on creating high-quality products that perform exceptionally well, but also on the way we are able to handle your needs, enquiries, and requests.

We believe in long term partnerships and in being close to our market, always with our customer's needs at the centre. We don't compromise on quality for the sake of cost or meeting minimum standards. Our goal is to make it easier to do business with AVK.



**Assurance
Guarantee**

WE'VE GOT YOUR BACK

“At AVK we prioritise quality above all else and stand by our brand!”



Quality Assurance Guarantee

How does this work?

AVK will repair or replace the product at no charge should inspection indicate the product did not perform to its intended purpose during the application.*

The quality assurance guarantee applies as long as:

- The product is operated within the intended design and operating parameters provided by AVK.
- The product is serviced according to AVK recommendations and service records are kept.
- The product is installed and operated properly per AVK Operating and Installation instructions.

*refer to AVK Australia Terms and Conditions of Sale and Delivery | 1st February 2024 in Downloads section of website.

How can we make this offer?

AVK is known for producing exceptionally high-quality products, we create long-lasting and durable products. This is achieved by having full control of our product-line manufacturing process every step of the way.

The bottom line

Our focus is on creating high-quality products that perform exceptionally well. We don't compromise on quality for the sake of cost or meeting minimum standards.

Our goal is to provide dependable products that give our customers confidence.

“We engineer, manufacture, and support premium solutions that address real-life challenges.”



QUALITY ASSURANCE
GUARANTEE

5 YEARS

SCAN/CLICK TO SEE
OUR OFFER ONLINE



CLYDE AUSTRALIA

AVK DN1000 Metal Seated Gate Valves with dual input gearbox and MLK position indicator for a Twin DN1200 Pipe Duplication in the Sydney Water Network.



GARDEN ISLAND DOCKYARD AUSTRALIA

AVK DN1800 Metal Seated Gate Valves cast from D-2 alloy with Monel componentry. Fitted with gearbox and actuator with critical items protected using Belzona coating. Captain Cook Grave Dock upgrade project.



HUNUA 4 PROJECT NEW ZEALAND

AVK high capacity Discharge Valve – Series 856 DN800/600 for Hunua 4 Project. Central Interceptor water supply project for Watercare.



PROMAC CECIL HILL AUSTRALIA

AVK DN1200 Series 756 Double Flanged Butterfly Valves with torque limiters for the South West Sydney water supply project.



OUR PRODUCT BRANDS

Over its years of operation in the industry, AVK has acquired the following Nationally and Internationally recognised brands that are now part of the AVK Group and contribute to our product package.



The AVK brand is synonymous for delivering a high quality range of products across Australia and New Zealand markets for over 20 years consisting of various valves, hydrants, clamps, coupling and fittings installed in water distribution, water treatment works, water transmission lines, waste-water and fire.



Based in the rural city of Wangaratta, in Northeast Victoria, AVK Wang designs and manufactures quality repair and maintenance products consisting of couplings, repair clamps, tapping saddles and specialty products for pipelines in Australia and New Zealand. They know that when it comes to repair and maintenance, the best product is only part of the solution.



Glenfield are market leaders within their field, and have been designing and manufacturing specialist engineered valves and penstocks for +160 years. Due to the superior quality, they offer some of the best extended warranties in the industry. The company is especially skilled within flood defence solutions, and in specifying and managing the large dams, reservoirs and hydropower schemes.



The SUREFLOW brand has been an integral part of national water network systems for +40 years. The brand offers ductile iron fittings, valves and hydrants all manufactured in accordance with relevant Australian Standards, ensuring they meet the requirements of national water and wastewater pipeline systems.



The Premier brand is well established in the water industry delivering quality products to the local market for over 60 years in water transmission lines, dams, reservoirs, hydropower and cooling water for coal power stations.



Orbinox have +50 years of experience within designing and manufacturing knife gate valves, penstocks, dampers, and valves for hydraulic work. They think globally, whilst applying their expertise locally in +70 countries. Offering technical expert advice and guidance is one of their important strengths.



With +50 years of experience in developing and manufacturing PTFE-lined and elastomer-lined butterfly valves, InterApp provides reliable solutions for the most demanding industries, applications and projects around the world. Their product portfolio also includes ball valves, check valves, actuators and accessories.



Fusion Group Limited was founded in 1971 and pioneered polyethylene pipe jointing in the UK as well as across the globe. Fusion became a member of the AVK Group of Companies in 2017.



The Croatian-based company with headquarters in Zagreb has +30 years of experience producing mainly high-performance ball and butterfly valves in various materials. In addition, the company offers a range of special valves and project capabilities to local contractors.



The Dutch company Wouter Witzel has been an international player for many years, and develop and produce a wide range of high quality industrial butterfly valves and accessories. Their products are primarily used in pipelines as shut-off valves, control valves and non-return valves.



The Brazilian company specialises in flow retention in basic/ industrial sanitation, water and wastewater treatment markets, and offers a variation of butterfly valves and check valves in different materials and characteristics for numerous types of applications.



Founded in 1990, CYL Knife Valves is today a well-known company with 25 years of experience designing, manufacturing and selling knife gate valves. Thanks to a global network of agents and distributors, CYL products are present in over 50 countries.



ICV is the building services and HVAC solution provider of the AVK Group offering a broad range of products for buildings; from general valves, motorised valves, to balancing and hydraulic balancing valves.



AC.MO designs and manufactures hydraulic equipment for water distribution, water transmission, irrigation and water treatment. Their excellence is supported by a high manufacturing capacity and innovative design skills made available to all our technological and institutional partners.



Donkin gas valves and fittings have been used in the worldwide gas industry for over 170 years and are suitable for all types of pipe systems. Donkin have manufacturing facilities in Chesterfield in the UK.



OUR SEGMENTS IN AUSTRALIA AND NEW ZEALAND

Main segments



WATER SUPPLY

Water is essential when it comes to running households, industries and business facilities. Reliability and purity are crucial. AVK products are renowned for superior quality, and with our quality rubber compounds, own vulcanisation, coating facilities and worldwide approvals for drinking water, we can ensure maximum safety and durability. We offer an extensive range of valves, hydrants, couplings and accessories.



WASTEWATER TREATMENT

Wastewater covers water that has been affected by human activities, which comprises of domestic, industrial, commercial or agricultural activities, and rain or stormwater. We deliver a wide range of products made to the highest standards of production, ensuring optimal corrosion resistance and durability, to withstand the toughest conditions.



IRRIGATION


Irrigation is the artificial application of water in controlled amounts, used to foster the growth of plants at regular intervals. It is used to assist in the growing of agricultural crops, maintenance of landscapes, and revegetation of disturbed soils in dry areas and during periods of inadequate rainfall.

Our Group of companies have the necessary know-how and expertise for providing excellent solutions to any irrigation project.

TABLE OF CONTENTS



	Gate Valves, Resilient Seated	29		Needle Valves and Control Valves	69
	Gate Valves, Resilient Seated	31		Plug Valves	73
	Gate Valves, SupaPlus™ PE	43		Supa-Gib Couplings, Flange Adapters & Blank Ends	77
	Gate Valves, PE Polytail Ended	45		Supa Maxi™ Couplings	87
	Gate Valves, Metal Seated	47		Repair Clamps & Tapping Saddles	90
	Butterfly Valves	53		Encapsulation Collars	114
	Swing Check Valves, Resilient Seated	57		Fittings	124
	Swing Check Valves, Metal Seated	58		Y-strainers	144
	Ball Check Valves	62		Spares & Accessories	146
	Silent Check Valves	62			
	Hydrants	65			
	Air Release Valves	67			




VALVES

INSTALLERS ARE NOW SPOILT FOR CHOICE WITH AVK QUALITY

Introducing our new 91 and 51 models to the 570 Series Resilient Seated Gate Valve; high-quality flanged and socket valves, complete with all the essential features and benefits you would Expect from AVK.

- Copper alloy wedge nut and thrust collar comply with the low lead requirements of the Australian Building Codes Board (ABCB) and New Zealand Building codes that will be mandatory in 2026.
- Reduced weight design that incorporates a slim line bonnet and gland flange improving general handling.
- High AVK quality with local manufacturing, coating and individual pressure testing at the AVK Wingfield, South Australian facility.



S570 Range – Model 91 or 51

AVK has introduced these new valves into its range, providing installers with a cost-effective, high-quality option. These new valves are available in both flanged and socket versions, ranging from DN80 to DN300 with a PN16 pressure rating. They are accompanied by the circle of confidence of StandardsMark and WaterMark and are WSAA appraised to AS/NZS 2638.2.

S570 Range – Model 90 or 92

Installers can also choose to stay with or upgrade to the traditional Series 570 models which they are accustomed to and feature the traditional stainless steel gland flange.

This range is the gateway to our 16 value-add options for valve customisation. AVK provides a variety of gate/seat types, actuation options, gearboxes, extension spindles, materials, coatings and extended warranties to suit demanding water supply applications.

Quality Assurance Guarantee

All AVK branded products come with a 5-year QUALITY ASSURANCE GUARANTEE covering both material and workmanship.

Installers are now spoilt for choice as AVK maintain its renown quality, so make the right choice #ASK4AVK.



SCAN/CLICK TO SEE OUR OFFER ONLINE





570/91-001

Gate Valve, Flanged
Ductile Iron
EPDM rubber
Epoxy coated to AS/NZS 4158
Clockwise Close
Product Class: PN16
Flange Drilling: AS/NZS 4087
B5



AVK ref. no.	DN mm	Theoretical weight / kg	Deliv. code	Gross Price NZD
570-080-91-2540120	80	12.24	A	342.46
570-100-91-2540120	100	15.04	A	345.53
570-150-91-2540120	150	30.81	A	590.40
570-200-91-2540120	200	49.73	A	1,134.80
570-225-91-2540120	225	85.27	A	1,625.14
570-250-91-2540120	250	90.92	A	1,752.52
570-300-91-2540120	300	124.18	A	2,214.02



570/91-002

Gate Valve, Flanged
Ductile Iron
EPDM rubber
Epoxy coated to AS/NZS 4158
Anti Clockwise Close
Product Class: PN16
Flange Drilling: AS/NZS 4087
B5



AVK ref. no.	DN mm	Theoretical weight / kg	Deliv. code	Gross Price NZD
570-080-91-3540120	80	12.24	A	342.46
570-100-91-3540120	100	15.04	A	345.53
570-150-91-3540120	150	30.81	A	590.40
570-200-91-3540120	200	49.73	A	1,134.80
570-225-91-3540120	225	85.27	A	1,625.14
570-250-91-3540120	250	90.92	A	1,752.52
570-300-91-3540120	300	124.18	A	2,214.02



570/51-001

Gate Valve, Socket ends
Ductile Iron
EPDM rubber
Epoxy coated to AS/NZS 4158
Clockwise Close
Product Class: PN16



AVK ref. no.	DN mm	Theoretical weight/kg	Deliv. code	Gross Price NZD
570-080-51-2940120	80	13	A	342.46
570-100-51-2940120	100	16	A	345.53
570-150-51-2940120	150	30	A	590.40
570-200-51-2940120	200	51	A	1,134.80
570-225-51-2940120	225	82	A	1,625.14
570-250-51-2940120	250	85	A	1,752.52
570-300-51-2940120	300	116	A	2,214.02



570/51-002

Gate Valve, Socket ends
Ductile Iron
EPDM rubber
Epoxy coated to AS/NZS 4158
Anti Clockwise Close
Product Class: PN16



AVK ref. no.	DN mm	Theoretical weight/kg	Deliv. code	Gross Price NZD
570-080-51-3940120	80	13	A	342.46
570-100-51-3940120	100	16	A	345.53
570-150-51-3940120	150	30	A	590.40
570-200-50-3940120	200	51	A	1,134.80
570-225-51-3940120	225	82	A	1,625.14
570-250-51-3940120	250	85	A	1,752.52
570-300-51-3940120	300	116	A	2,214.02



AVK GATE VALVES

UNIQUE ADVANTAGES

AVK offers a comprehensive range of gate valves in a variety of connection types, including flanges as well as socket and spigot valves designed for PE, PVC and ductile iron pipes. The AVK valves meet all major standards and are available in a selection of different materials to suit most applications.

Product features

- Fixed wedge nut prevents vibrations.
- Guiderrails ensure a smooth opening and closing.
- Large drain hole in bottom of wedge prevent stagnant water inside the wedge.
- Stainless steel stem with rolled threads for high strength, smooth operation, and long life.
- Wedge with vulcanized drinking water approved EPDM ensures prevention of biofilm build-up.
- Vulcanized EPDM rubber with low permanent compression values that are resistant to normal drinking water disinfections.
- Stem seal with three independent sealing systems adds safety and ensures drop tight sealing and long life.
- A bearing keeps the stem in place and ensures easy and smooth operation with a low operation and closing torque.
- Bonnet gasket embedded in a groove prevents gasket blow-out due to pressure surge.
- Bonnet bolts embedded in the bonnet and body casting, sealed with hot melt protects the bolts and prevents corrosion.
- Full bore valve secure unrestricted flow path and low pressure loss.



Fixed wedge nut prevents corrosion build-up

The fixed wedge nut design is superior in comparison to the loose wedge nut design. The design prevents vibrations during valve operation; vibrations that eventually would damage the rubber surface on the wedge and expose the ductile core resulting in corrosion.

Fully vulcanized wedge shoes ensure problem free operation

The wedge shoes are protecting the rubber surface on the wedge during operation as the upstream pressure creates friction between the body and the wedge. The combination of the fixed wedge nut and the guide rails in the body and corresponding wedge shoes offer a solution that ensures low operation torques and secures long life.

Updated technology and know-how from AVK Gummi

AVK Gummi A/S is leading within development and production of rubber compounds. During the production process, a number of tests are performed to ensure optimal compression set values and adhesion of the rubber to the wedge core. Besides a function and durability test of the rubber compound, AVK Gummi also provides full traceability of all products.

SCAN/CLICK TO SEE
OUR OFFER ONLINE





570/90-001

Gate Valve, Flanged, SS316 Gland
 Face-to-face dimension according to AS2638.2
 Ductile Iron
 EPDM rubber
 Epoxy coated to AS/NZS 4158
 Clockwise Close
 Product class: PN16
 Flange drilling: AS/NZS 4087 B5



AVK ref. no.	DN mm	Theoretical weight/kg	Deliv. code	Gross Price NZD
570-080-90-2540120	80	13	A	436.25
570-100-90-2540120	100	16	A	436.35
570-150-90-2540120	150	32	A	695.45
570-200-90-2540120	200	52	A	1,454.07
570-225-90-2540120	225	87	B	1,897.93
570-250-90-2540120	250	93	A	2,341.82
570-300-90-2540120	300	126	A	2,969.35
570-375-90-2540120	375	227	B	5,591.48
570-400-90-2540120	400	237	C	9,117.45



570/90-002

Gate Valve, Flanged, SS316 Gland
 Face-to-face dimension according to AS2638.2
 Ductile Iron
 EPDM rubber
 Epoxy coated to AS/NZS 4158
 Clockwise Close
 Product class: PN16
 Flange drilling: AS 2129 E



AVK ref. no.	DN mm	Theoretical weight / kg	Deliv. code	Gross Price NZD
570-100-90-2640120	100	18	B	482.04
570-150-90-2640120	150	32	A	842.46
570-200-90-2640120	200	52	C	1,626.07
570-225-90-2640120	225	86	C	2,072.19
570-250-90-2640120	250	92	C	2,443.68
570-300-90-2640120	300	125	C	3,535.02



570/90-003

Gate Valve, Flanged, SS316 Gland
 Face-to-face dimension according to AS2638.2
 Ductile Iron
 EPDM rubber
 Epoxy coated to AS/NZS 4158
 Anti Clockwise Close
 Product class: PN16
 Flange drilling: AS/NZS 4087 B5



AVK ref. no.	DN mm	Theoretical weight / kg	Deliv. code	Gross Price NZD
570-080-90-3540120	80	13	A	436.25
570-100-90-3540120	100	16	A	436.35
570-150-90-3540120	150	32	A	695.45
570-200-90-3540120	200	52	A	1,454.07
570-225-90-3540120	225	87	A	1,897.93
570-250-90-3540120	250	93	A	2,341.82
570-300-90-3540120	300	126	A	2,969.35
570-375-90-3540120	375	227	A	5,591.48
570-400-90-3540120	400	237	B	9,117.45



570/90-004

Gate Valve, Flanged, SS316 Gland
 Face-to-face dimension according to AS2638.2
 Ductile Iron
 EPDM rubber
 Epoxy coated to AS/NZS 4158
 Anti Clockwise Close
 Product class: PN16
 Flange drilling: AS 2129 E



AVK ref. no.	DN mm	Theoretical weight / kg	Deliv. code	Gross Price NZD
570-100-90-3640120	100	18	A	482.04
570-150-90-3640120	150	32	A	842.46
570-200-90-3640120	200	52	B	1,626.07
570-225-90-3640120	225	86	C	2,072.19
570-250-90-3640120	250	92	C	2,443.68
570-300-90-3640120	300	125	C	3,535.02





570/92-001

Gate Valve, Flanged, SS316
ISO Mount
Face-to-face dimension
according to AS2638.2
Ductile Iron
EPDM rubber
Epoxy coated to AS/NZS
4158
Clockwise Close
Product class: PN16
Flange drilling: AS/NZS 4087
B5



AVK ref. no.	DN mm	ISO Flange	Theoretical weight/kg	Deliv. code	Gross Price NZD
570-080-92-0540120	80	F10	13	C	929.87
570-100-92-0540120	100	F10	16	C	955.53
570-150-92-0540120	150	F10	33	C	1,344.92
570-200-92-0540120	200	F10/F14	52	C	2,192.27
570-225-92-0540120	225	F10/F14	88	C	2,752.65
570-250-92-0540120	250	F10/F14	93	C	3,764.12
570-300-92-0540120	300	F10/F14	126	B	4,353.75
570-375-92-0540120	375	F10/F14	227	B	8,410.96
570-400-92-0540120	400	F10/F14	237	B	10,507.20



570/92-002

Gate Valve, Flanged, SS316
ISO Mount
Face-to-face dimension
according to AS2638.2
Ductile Iron
EPDM rubber
Epoxy coated to AS/NZS
4158
Anti Clockwise Close
Product class: PN16
Flange drilling: AS/NZS 4087
B5



AVK ref. no.	DN mm	ISO Flange	Theoretical weight/kg	Deliv. code	Gross Price NZD
570-080-92-1540120	80	F10	13	C	929.87
570-100-92-1540120	100	F10	16	C	955.53
570-150-92-1540120	150	F10	33	C	1,344.92
570-200-92-1540120	200	F10/F14	52	C	2,192.27
570-225-92-1540120	225	F10/F14	88	C	2,752.65
570-250-92-1540120	250	F10/F14	93	C	3,764.12
570-300-92-1540120	300	F10/F14	126	B	4,353.75
570-375-92-1540120	375	F10/F14	227	B	8,410.96
570-400-92-1540120	400	F10/F14	237	C	10,507.20



570/92-003

Gate Valve, Flanged, SS316
ISO Mount
Face-to-face dimension
according to AS2638.2
Ductile Iron
EPDM rubber
Epoxy coated to AS/NZS
4158
Clockwise Close
Product class: PN16
Flange drilling: AS/NZS 4087
B5



AVK ref. no.	DN mm	ISO Flange	Theoretical weight/kg	Deliv. code	Gross Price NZD
570-450-92-2540120	450	F14/F16	482	B	9,628.18
570-500-92-2540120	500	F14/F16	517	B	15,248.20
570-600-92-2540120	600	F14/F16	720	B	18,713.68
570-750-92-2540120	750	F14/F16	1705	C	60,963.89





570/92-004

Gate Valve, Flanged, SS316
ISO Mount

Face-to-face dimension
according to AS2638.2

Ductile Iron

EPDM rubber

Epoxy coated to AS/NZS
4158

Anti Clockwise Close

Product class: PN16

Flange drilling: AS/NZS 4087

B5



AVK ref. no.	DN mm	ISO Flange	Theoretical weight/kg	Deliv. code	Gross Price NZD
570-450-92-3540120	450	F14/F16	482	B	9,628.18
570-500-92-3540120	500	F14/F16	517	B	15,248.20
570-600-92-3540120	600	F14/F16	720	B	18,713.68
570-750-92-3540120	750	F16	1705	C	60,963.89



570/92-005

Gate Valve, Flanged, SS316
ISO Mount

Face-to-face dimension
according to AS2638.2

Ductile Iron

EPDM rubber

Epoxy coated to AS/NZS
4158

Clockwise Close

Product class: PN16

Flange drilling: AS 2129 E



AVK ref. no.	DN mm	ISO Flange	Theoretical weight/kg	Deliv. code	Gross Price NZD
570-450-92-2640120	450	F14/F16	482	C	11,638.74
570-600-92-2640120	600	F14/F16	720	C	22,943.76
570-750-92-2640120	750	F16	1703	C	65,981.01



570/92-006

Gate Valve, Flanged, SS316
ISO Mount

Face-to-face dimension
according to AS2638.2

Ductile Iron

EPDM rubber

Epoxy coated to AS/NZS
4158

Anti Clockwise Close

Product class: PN16

Flange drilling: AS 2129 E



AVK ref. no.	DN mm	ISO Flange	Theoretical weight/kg	Deliv. code	Gross Price NZD
570-450-92-3640120	450	F14/F16	482	C	11,638.74
570-600-92-3640120	600	F14/F16	720	C	22,943.76
570-750-92-3640120	750	F16	1703	C	65,981.01



570/92-008

Gate Valve, Flanged, SS316
ISO Mount

Ductile Iron

EPDM rubber

Epoxy coated to AS/NZS
4158

Clockwise Close

Product class: PN16

Flange drilling: AS 2129 E



AVK ref. no.	DN mm	ISO Flange	Theoretical weight/kg	Deliv. code	Gross Price NZD
570-100-92-0640120	100	F10	18	C	1,023.78
570-150-92-0640120	150	F10	33	C	1,440.99
570-200-92-0640120	200	F10/F14	52	C	2,192.27
570-225-92-0640120	225	F10/F14	87	C	2,752.65
570-250-92-0640120	250	F10/F14	93	C	3,764.12
570-300-92-0640120	300	F10/F14	126	C	4,353.75





570/92-009

Gate Valve, Flanged, SS316
ISO Mount
Face-to-face dimension
according to AS2638.2
Ductile Iron
EPDM rubber
Epoxy coated to AS/NZS
4158
Anti Clockwise Close
Product class: PN16
Flange drilling: AS 2129 E



AVK ref. no.	DN mm	ISO Flange	Theoretical weight/kg	Deliv. code	Gross Price NZD
570-100-92-1640120	100	F10	18	C	1,023.78
570-150-92-1640120	150	F10	33	C	1,440.99
570-200-92-1640120	200	F10/F14	52	C	2,192.27
570-225-92-1640120	225	F10/F14	87	C	2,752.65
570-250-92-1640120	250	F10/F14	93	C	3,764.12
570-300-92-1640120	300	F10/F14	126	C	4,353.75



570/96-001

Gate Valve, Flanged,
Handwheel OS&Y
Face-to-face dimension
according to AS2638.2
Ductile Iron
EPDM rubber
Epoxy coated to AS/NZS
4158
Clockwise Close
Product class: PN16
Flange drilling: AS/NZS 4087
B5



AVK ref. no.	DN mm	Theoretical weight/kg	Deliv. code	Gross Price NZD
570-080-96-0540120	80	19	B	793.01
570-100-96-0540120	100	22	A	770.17
570-150-96-0540120	150	45	B	1,333.71
570-200-96-0540120	200	63	C	2,326.55
570-225-96-0540120	225	112	C	3,420.04
570-250-96-0540120	250	117	C	3,667.78
570-300-96-0540120	300	150	C	5,012.42



570/96-002

Gate Valve, Flanged,
Handwheel OS&Y
Face-to-face dimension
according to AS2638.2
Ductile Iron
EPDM rubber
Epoxy coated to AS/NZS
4158
Clockwise Close
Product class: PN16
Flange drilling: AS 2129 E



AVK ref. no.	DN mm	Theoretical weight/kg	Deliv. code	Gross Price NZD
570-100-96-0640120	100	22	A	847.18
570-150-96-0640120	150	45	A	1,458.11
570-200-96-0640120	200	63	B	2,326.55
570-225-96-0640120	225	112	C	3,420.04
570-250-96-0640120	250	117	C	3,667.78
570-300-96-0640120	300	150	B	5,012.42



570/98-001

Gate Valve, Flanged, SS316
Gland, Handwheel
Face-to-face dimension
according to AS2638.2
Ductile Iron
EPDM rubber
Epoxy coated to AS/NZS
4158
Clockwise Close
Product class: PN16
Flange drilling: AS/NZS 4087
B5



AVK ref. no.	DN mm	Theoretical weight/kg	Deliv. code	Gross Price NZD
570-080-98-0540120	80	15	A	568.38
570-100-98-0540120	100	18	A	561.07
570-150-98-0540120	150	34	A	851.50
570-200-98-0540120	200	56	C	1,706.40
570-225-98-0540120	225	94	C	2,258.39
570-250-98-0540120	250	100	C	2,733.37
570-300-98-0540120	300	133	B	3,341.18
570-375-98-0540120	375	241	C	5,799.02
570-400-98-0540120	400	251	C	9,496.12





570/98-002

Gate Valve, Flanged, SS316
Gland, Handwheel
Face-to-face dimension
according to AS2638.2
Ductile Iron
EPDM rubber
Epoxy coated to AS/NZS
4158
Anti Clockwise Close
Product class: PN16
Flange drilling: AS/NZS 4087
B5



AVK ref. no.	DN mm	Theoretical weight/kg	Deliv. code	Gross Price NZD
570-080-98-1540120	80	15	C	568.38
570-100-98-1540120	100	18	B	561.07
570-150-98-1540120	150	34	B	851.50
570-200-98-1540120	200	56	C	1,706.40
570-225-98-1540120	225	94	C	2,258.39
570-250-98-1540120	250	100	C	2,733.37
570-300-98-1540120	300	133	C	3,341.18
570-375-98-1540120	375	241	C	5,799.02
570-400-98-1540120	400	251	C	9,496.12



570/98-003

Gate Valve, Flanged, SS316
Gland, Handwheel
Face-to-face dimension
according to AS2638.2
Ductile Iron
EPDM rubber
Epoxy coated to AS/NZS
4158
Clockwise Close
Product class: PN16
Flange drilling: AS 2129 E



AVK ref. no.	DN mm	Theoretical weight/kg	Deliv. code	Gross Price NZD
570-100-98-0640120	100	20	B	572.95
570-150-98-0640120	150	34	B	962.62
570-200-98-0640120	200	55	C	2,031.89
570-225-98-0640120	225	93	C	2,267.71
570-250-98-0640120	250	99	C	2,988.85
570-300-98-0640120	300	132	B	3,579.75



570/98-004

Gate Valve, Flanged, SS316
Gland, Handwheel
Face-to-face dimension
according to AS2638.2
Ductile Iron
EPDM rubber
Epoxy coated to AS/NZS
4158
Anti Clockwise Close
Product class: PN16
Flange drilling: AS 2129 E



AVK ref. no.	DN mm	Theoretical weight/kg	Deliv. code	Gross Price NZD
570-100-98-1640120	100	20	C	572.95
570-150-98-1640120	150	34	C	962.62
570-200-98-1640120	200	55	C	2,031.89
570-225-98-1640120	225	93	C	2,267.71
570-250-98-1640120	250	99	C	2,988.85
570-300-98-1640120	300	132	C	3,579.75



570/50-001

Gate Valve, Socket ends,
SS316 Gland
Ductile Iron
EPDM rubber
Epoxy coated to AS/NZS
4158
Clockwise Close
Product class: PN16



AVK ref. no.	DN mm	Theoretical weight/kg	Deliv. code	Gross Price NZD
570-080-50-2940120	80	13	B	491.35
570-100-50-2940120	100	17	B	489.14
570-150-50-2940120	150	31	A	779.56
570-200-50-2940120	200	53	B	1,805.63
570-225-50-2940120	225	84	C	2,282.03
570-250-50-2940120	250	87	B	2,898.87
570-300-50-2940120	300	117	B	3,714.73
570-375-50-2940120	375	223	B	8,660.39





570/50-002

Gate Valve, Socket ends,
SS316 Gland
Ductile Iron
EPDM rubber
Epoxy coated to AS/NZS
4158
Anti Clockwise Close
Product class: PN16



AVK ref. no.	DN mm	Theoretical weight/kg	Deliv. code	Gross Price NZD
570-080-50-3940120	80	13	C	491.35
570-100-50-3940120	100	17	A	489.14
570-150-50-3940120	150	31	A	779.56
570-200-50-3940120	200	53	B	1,805.63
570-225-50-3940120	225	84	B	2,282.03
570-250-50-3940120	250	87	B	2,898.87
570-300-50-3940120	300	117	A	3,714.73
570-375-50-3940120	375	223	B	8,660.39



570/42-008

Gate Valve, Flanged, ISO
Mount, By-pass
Face-to-face dimension
according to AS2638.2
Ductile Iron
EPDM drinking water
approved
Epoxy coated to AS/NZS
4158
Product class: PN16
Flange drilling: AS/NZS 4087
B5 & AS 2129 T/E



AVK ref. no.	DN mm	By-pass DN	ISO Flange	Theoretical weight/kg	Deliv. code	Gross Price NZD
570-450-42-2540120003	450	100	F14/F16	566	A	16,361.28
570-450-42-2540120004	450	150	F14/F16	602	B	17,001.54
570-450-42-2640120003	450	100	F14/F16	566	C	17,997.43
570-450-42-2640120004	450	150	F14/F16	602	C	18,701.71
570-500-42-2540120003	500	100	F14/F16	606	B	21,568.69
570-500-42-2540120004	500	150	F14/F16	641	A	22,257.75
570-600-42-2540120003	600	100	F14/F16	831	B	27,711.73
570-600-42-2540120004	600	150	F14/F16	866	A	28,249.42
570-600-42-2640120003	600	100	F14/F16	831	C	30,482.90
570-600-42-2640120004	600	150	F14/F16	866	C	31,074.34
570-750-42-254012C039	750	150	F16	2547	C	64,733.38
570-750-42-264012C039	750	150	F16	2547	C	65,978.96



570/42-009

Gate Valve, Flanged, ISO
Mount, By-pass
Face-to-face dimension
according to AS2638.2
Ductile Iron
EPDM drinking water
approved
Epoxy coated to AS/NZS
4158
Product class: PN16
Flange drilling: AS/NZS 4087
B5 & AS 2129 T/E



AVK ref. no.	DN mm	By-pass DN	ISO Flange	Theoretical weight/kg	Deliv. code	Gross Price NZD
570-450-42-3540120003	450	100	F14/F16	566	A	16,361.28
570-450-42-3540120004	450	150	F14/F16	602	B	17,001.54
570-450-42-3640120003	450	100	F14/F16	566	C	17,997.43
570-450-42-3640120004	450	150	F14/F16	602	C	18,701.71
570-500-42-3540120003	500	100	F14/F16	606	B	21,568.69
570-500-42-3540120004	500	150	F14/F16	641	A	22,257.75
570-600-42-3540120003	600	100	F14/F16	831	B	27,711.73
570-600-42-3540120004	600	150	F14/F16	866	A	28,249.41
570-600-42-3640120003	600	100	F14/F16	831	C	30,482.90
570-600-42-3640120004	600	150	F14/F16	866	C	31,074.34
570-750-42-354012C039	750	150	F16	2547	C	64,733.38
570-750-42-364012C039	750	150	F16	2547	C	65,978.96



570/60-001

Gate Valve, Spigot ends,
SS316 Gland
Ductile Iron
EPDM rubber
Epoxy coated to AS/NZS
4158
Clockwise Close
Product class: PN16



AVK ref. no.	DN mm	Theoretical weight/kg	Deliv. code	Gross Price NZD
570-080-60-2940120	80	12	C	545.56
570-100-60-2940120	100	16	C	576.47
570-150-60-2940120	150	32	B	918.78
570-200-60-2940120	200	55	C	2,083.01
570-225-60-2940120	225	93	C	2,692.06
570-250-60-2940120	250	88	C	3,312.98
570-300-60-2940120	300	123	C	4,245.39





570/60-002

Gate Valve, Spigot ends,
SS316 Gland
Ductile Iron
EPDM rubber
Epoxy coated to AS/NZS
4158
Anti Clockwise Close
Product class: PN16



AVK ref. no.	DN mm	Theoretical weight/kg	Deliv. code	Gross Price NZD
570-080-60-3940120	80	12	C	545.56
570-100-60-3940120	100	16	A	576.47
570-150-60-3940120	150	32	A	918.78
570-200-60-3940120	200	55	B	2,083.01
570-225-60-3940120	225	93	C	2,692.06
570-250-60-3940120	250	88	C	3,312.98
570-300-60-3940120	300	123	B	4,245.39



570/62-001

Gate Valve, Spigot ends,
SS316 ISO Mount
Ductile Iron
EPDM rubber
Epoxy coated to AS/NZS
4158
Clockwise Close
Product class: PN16



AVK ref. no.	DN mm	ISO Flange	Theoretical weight/kg	Deliv. code	Gross Price NZD
570-080-62-0940120	80	F10	12	C	962.94
570-100-62-0940120	100	F10	16	C	1,062.27
570-150-62-0940120	150	F10	32	C	1,505.65
570-200-62-0940120	200	F10/F14	56	C	2,321.59
570-225-62-0940120	225	F10/F14	93	C	3,625.02
570-250-62-0940120	250	F10/F14	88	C	4,302.22
570-300-62-0940120	300	F10/F14	123	C	5,033.39



570/62-002

Gate Valve, Spigot ends,
SS316 ISO Mount
Ductile Iron
EPDM rubber
Epoxy coated to AS/NZS
4158
Anti Clockwise Close
Product class: PN16



AVK ref. no.	DN mm	ISO Flange	Theoretical weight/kg	Deliv. code	Gross Price NZD
570-080-62-1940120	80	F10	12	C	962.94
570-100-62-1940120	100	F10	16	C	1,062.27
570-150-62-1940120	150	F10	32	C	1,505.65
570-200-62-1940120	200	F10/F14	56	C	2,321.59
570-225-62-1940120	225	F10/F14	93	C	3,625.02
570-250-62-1940120	250	F10/F14	88	C	4,302.22
570-300-62-1940120	300	F10/F14	123	C	5,033.39



570/68-001

Gate Valve, Spigot ends,
Handwheel
Ductile Iron
EPDM rubber
Epoxy coated to AS/NZS
4158
Clockwise Close
Product class: PN16



AVK ref. no.	DN mm	Theoretical weight/kg	Deliv. code	Gross Price NZD
570-080-68-0940120	80	14	C	508.78
570-100-68-0940120	100	18	C	605.03
570-150-68-0940120	150	33	C	1,042.25
570-200-68-0940120	200	59	C	1,915.16
570-225-68-0940120	225	95	C	2,604.33
570-250-68-0940120	250	100	C	3,159.90
570-300-68-0940120	300	130	C	3,997.96



570/68-002

Gate Valve, Spigot ends,
Handwheel
Ductile Iron
EPDM rubber
Epoxy coated to AS/NZS
4158
Anti Clockwise Close
Product class: PN16



AVK ref. no.	DN mm	Theoretical weight/kg	Deliv. code	Gross Price NZD
570-080-68-1940120	80	14	C	508.78
570-100-68-1940120	100	18	C	605.03
570-150-68-1940120	150	33	C	1,042.25
570-200-68-1940120	200	59	C	1,915.16
570-225-68-1940120	225	95	C	2,604.33
570-250-68-1940120	250	100	C	3,159.90
570-300-68-1940120	300	130	C	3,997.96





570/70-001

Gate Valve, Flange/Socket,
SS316 Gland
Ductile Iron
EPDM rubber
Epoxy coated to AS/NZS
4158
Clockwise Close
Product class: PN16
Flange drilling: AS/NZS 4087
B5



AVK ref. no.	DN mm	DP Nom. O.D. mm	Theoretical weight/kg	Deliv. code	Gross Price NZD
570-080-70-2540121	80	94-97	13	C	506.50
570-080-70-2540122	80	88.7-89.1	13	C	506.50
570-100-70-2540121	100	120-123	16	B	502.90
570-100-70-2540122	100	114-114.5	16	C	502.90
570-150-70-2540121	150	175-178	32	C	852.07
570-150-70-2540122	150	160-160.5	32	C	852.07



570/70-002

Gate Valve, Flange/Socket,
SS316 Gland
Face-to-face dimension
according to AS2638.2
Ductile Iron
EPDM rubber
Epoxy coated to AS/NZS
4158
Anti Clockwise Close
Product class: PN16
Flange drilling: AS/NZS 4087
B5



AVK ref. no.	DN mm	DP Nom. O.D. mm	Theoretical weight/kg	Deliv. code	Gross Price NZD
570-080-70-3540121	80	94-97	13	C	506.50
570-080-70-3540122	80	88.7-89.1	13	C	506.50
570-100-70-3540121	100	120-123	16	A	502.90
570-100-70-3540122	100	114-114.5	16	C	502.90
570-150-70-3540121	150	175-178	32	B	852.07
570-150-70-3540122	150	160-160.5	32	C	852.07



570/72-001

Gate Valve, Flange/Socket,
SS316 ISO Mount
Face-to-face dimension
according to AS2638.2
Ductile Iron
EPDM rubber
Epoxy coated to AS/NZS
4158
Clockwise Close
Product class: PN16
Flange drilling: AS/NZS 4087
B5



AVK ref. no.	DN mm	DP Nom. O.D. mm	ISO Flange	Theoretical weight/kg	Deliv. code	Gross Price NZD
570-080-72-0540121	80	94-97	F10	14	C	965.27
570-080-72-0540122	80	88.7-89.1	F10	14	C	965.27
570-100-72-0540121	100	120-123	F10	17	C	1,062.27
570-100-72-0540122	100	114-114.5	F10	17	C	1,062.27
570-150-72-0540121	150	175-178	F10	33	C	1,505.65
570-150-72-0540122	150	160-160.5	F10	33	C	1,505.65



570/72-002

Gate Valve, Flange/Socket,
SS316 ISO Mount
Ductile Iron
EPDM rubber
Epoxy coated to AS/NZS
4158
Anti Clockwise Close
Product class: PN16
Flange drilling: AS/NZS 4087
B5



AVK ref. no.	DN mm	DP Nom. O.D. mm	ISO Flange	Theoretical weight/kg	Deliv. code	Gross Price NZD
570-080-72-1540121	80	94-97	F10	14	C	965.27
570-080-72-1540122	80	88.7-89.1	F10	14	C	965.27
570-100-72-1540121	100	120-123	F10	17	C	1,062.27
570-100-72-1540122	100	114-114.5	F10	17	C	1,062.27
570-150-72-1540121	150	175-178	F10	33	C	1,505.65
570-150-72-1540122	150	160-160.5	F10	33	C	1,505.65





570/78-001

Gate Valve, Flange/Socket, SS316 Gland, Handwheel
Face-to-face dimension according to AS2638.2
Ductile Iron
EPDM rubber
Epoxy coated to AS/NZS 4158



Clockwise Close
Product class: PN16
Flange drilling: AS/NZS 4087 B5

AVK ref. no.	DN mm	DP Nom. O.D. mm	Theoretical weight/kg	Deliv. code	Gross Price NZD
570-080-78-0540121	80	94-97	15	C	572.70
570-080-78-0540122	80	88.7-89.1	15	C	572.70
570-100-78-0540121	100	120-123	18	C	564.70
570-100-78-0540122	100	114-114.5	18	C	564.70
570-150-78-0540121	150	175-178	34	C	972.77
570-150-78-0540122	150	160-160.5	34	C	972.77



570/78-002

Gate Valve, Flange/Socket, SS316 Gland, Handwheel
Face-to-face dimension according to AS2638.2
Ductile Iron
EPDM rubber
Epoxy coated to AS/NZS 4158



Anti Clockwise Close
Product class: PN16
Flange drilling: AS/NZS 4087 B5

AVK ref. no.	DN mm	DP Nom. O.D. mm	Theoretical weight/kg	Deliv. code	Gross Price NZD
570-080-78-1540121	80	94-97	15	C	572.70
570-080-78-1540122	80	88.7-89.1	15	C	572.70
570-100-78-1540121	100	120-123	18	C	564.70
570-100-78-1540122	100	114-114.5	18	C	564.70
570-150-78-1540121	150	175-178	34	C	972.77
570-150-78-1540122	150	160-160.5	34	C	972.77



55/80-007

Gate Valve, Flanged, ISO Mount, By-pass
Ductile Iron
EPDM rubber
Epoxy coated to AS/NZS 4158



Clockwise Close
Product class: PN16
Flange drilling: AS 4087 B5

AVK ref. no.	DN mm	ISO Flange	Theoretical weight/kg	Deliv. code	Gross Price NZD
55-800-80-05412G0111	800	F16	2599	C	76,943.90
55-900-80-05412N0111	900	F16	3918	C	114,805.60
55-1000-80-0544122011	1000	F16	3896	C	120,597.21

55/80-008

Gate Valve, Flanged, ISO Mount
Ductile Iron
EPDM rubber
Epoxy coated to AS/NZS 4158



Clockwise Close
Product class: PN16
Flange drilling: AS 4087 B5

AVK ref. no.	DN mm	ISO Flange	Theoretical weight/kg	Deliv. code	Gross Price NZD
55-800-80-0541200101	800	F16	2539	C	65,820.78
55-900-80-0541200101	900	F16	3855	C	103,682.49
55-1000-80-054412001	1000	F16	3833	C	109,474.10



55/80-009

Gate Valve, Flanged, ISO Mount, By-pass
Ductile Iron
EPDM rubber
Epoxy coated to AS/NZS 4158
Anti Clockwise Close
Product class: PN16
Flange drilling: AS 4087 B5



AVK ref. no.	DN mm	ISO Flange	Theoretical weight/kg	Deliv. code	Gross Price NZD
55-800-80-15412G0111	800	F16	2599	C	76,943.90
55-900-80-15412G0111	900	F16	3918	C	114,805.60
55-1000-80-1544122011	1000	F16	3896	C	120,597.21

55/80-010

Gate Valve, Flanged, ISO Mount
Ductile Iron
EPDM rubber
Epoxy coated to AS/NZS 4158
Anti Clockwise Close
Product class: PN16
Flange drilling: AS 4087 B5



AVK ref. no.	DN mm	ISO Flange	Theoretical weight/kg	Deliv. code	Gross Price NZD
55-800-80-1541200101	800	F16	2539	C	65,820.78
55-900-80-1541200101	900	F16	3855	C	103,682.49
55-1000-80-154412001	1000	F16	3833	C	109,474.10

57/46-001

Gate Valve, Flanged, Handwheel OS&Y
Ductile Iron
EPDM rubber
Epoxy coated to AS/NZS 4158
Clockwise Close
Product class: PN16
Flange drilling: AS/NZS 4087 B5



AVK ref. no.	DN mm	Theoretical weight/kg	Deliv. code	Gross Price NZD
57-050-46-0543120	50	20	C	743.88
57-065-46-0543120	65	22	C	777.69

57/80-001

Gate Valve, Flanged
Face-to-face dimension according to AS2638.2
Ductile Iron
EPDM rubber
Epoxy coated to AS/NZS 4158
Clockwise Close
Product class: PN25
Flange drilling: AS 2129 F



AVK ref. no.	DN mm	Theoretical weight/kg	Deliv. code	Gross Price NZD
57-050-80-2748120	50	17	C	1,086.07
57-080-80-2748120	80	19	C	1,086.07
57-100-80-2748120	100	28	B	1,163.34
57-150-80-2748120	150	51	B	1,680.77
57-200-80-2748120	200	73	C	3,068.43
57-250-80-2748120	250	107	C	4,703.45
57-300-80-2748120	300	144	C	6,263.92

57/80-002

Gate Valve, Flanged
Face-to-face dimension according to AS2638.2
Ductile Iron
EPDM rubber
Epoxy coated to AS/NZS 4158
Anti Clockwise Close
Product class: PN25
Flange drilling: AS 2129 F



AVK ref. no.	DN mm	Theoretical weight/kg	Deliv. code	Gross Price NZD
57-050-80-3748120	50	17	C	1,086.07
57-080-80-3748120	80	19	B	1,086.07
57-100-80-3748120	100	28	B	1,163.34
57-150-80-3748120	150	51	B	1,680.77
57-200-80-3748120	200	73	B	3,068.43
57-250-80-3748120	250	107	B	4,703.45
57-300-80-3748120	300	144	B	6,263.92



57/82-001

Gate Valve, Flanged, ISO Mount
 Face-to-face dimension according to AS2638.2
 Ductile Iron
 EPDM rubber
 Epoxy coated to AS/NZS 4158
 Anti Clockwise Close
 Product class: PN25
 Flange drilling: AS 2129 F



AVK ref. no.	DN mm	Theoretical weight/kg	Deliv. code	Gross Price
57-100-82-1748120	100	43		
57-150-82-1748120	150	48		
57-200-82-1748120	200	73		
57-250-82-1748120	250	107		

57/82-002

Gate Valve, Flanged, ISO Mount
 Face-to-face dimension according to AS2638.2
 Ductile Iron
 EPDM rubber
 Epoxy coated to AS/NZS 4158
 Clockwise Close
 Product class: PN25
 Flange drilling: AS 2129 F



AVK ref. no.	DN mm	Theoretical weight/kg	Deliv. code	Gross Price
57-080-82-0748120	80	19		
57-100-82-0748120	100	29		
57-150-82-0748120	150	48		
57-200-82-0748120	200	73		

57/86-001

Gate Valve, Flanged, Handwheel OS&Y
 Face-to-face dimension according to AS2638.2
 Ductile Iron
 EPDM rubber
 Epoxy coated to AS/NZS 4158
 Clockwise Close
 Product class: PN25
 Flange drilling: AS 2129 F



AVK ref. no.	DN mm	Theoretical weight/kg	Deliv. code	Gross Price NZD
57-080-86-0748120	80	22	C	1,441.57
57-100-86-0748120	100	34	C	1,579.12
57-150-86-0748120	150	58	C	1,846.82
57-200-86-0748120	200	86	C	3,447.95
57-250-86-0748120	250	125	C	5,818.31
57-300-86-0748120	300	173	C	7,888.78

57/86-002

Gate Valve, Flanged, Handwheel OS&Y
 Face-to-face dimension according to AS2638.2
 Ductile Iron
 EPDM rubber
 Epoxy coated to AS/NZS 4158
 Clockwise Close
 Product class: PN25
 Flange drilling: ANSI CL150



AVK ref. no.	DN mm	Theoretical weight/kg	Deliv. code	Gross Price NZD
57-080-86-0248120	80	22	C	1,612.15
57-100-86-0248120	100	34	C	1,737.02
57-150-86-0248120	150	58	C	2,031.50
57-200-86-0248120	200	86	C	3,792.76
57-250-86-0248120	250	125	C	6,400.14
57-300-86-0248120	300	173	C	8,677.65

57/90-001

Gate Valve, Flanged
 Ductile Iron
 EPDM rubber
 Epoxy coated to AS/NZS 4158
 Product class: PN16
 Flange drilling: AS 2129
 Table D/E



AVK ref. no.	DN mm	Theoretical weight/kg	Deliv. code	Gross Price NZD
57-050-90-2543120	50	11	A	348.84
57-065-90-2543120	65	15	B	386.32



57/90-002

Gate Valve, Flanged
Ductile Iron
EPDM rubber
Epoxy coated to AS/NZS 4158
Product Class: PN16
Flange drilling: AS 2129
Table D/E



AVK ref. no.	DN mm	Theoretical weight/kg	Deliv. code	Gross Price NZD
57-050-90-3543120	50	12	A	348.84
57-065-90-3543120	65	18	B	386.32

57/98-001

Gate Valve, Flanged,
Handwheel
Ductile Iron
EPDM rubber
Epoxy coated to AS/NZS 4158
Product class: PN16
Flange drilling: AS 2129
Table D/E



AVK ref. no.	DN mm	Theoretical weight/kg	Deliv. code	Gross Price NZD
57-050-98-0543120	50	17	B	461.60
57-065-98-0543120	65	19	B	499.08

57/98-002

Gate Valve, Flanged,
Handwheel
Ductile Iron
EPDM rubber
Epoxy coated to AS/NZS 4158
Product class: PN16
Flange drilling: AS 2129
Table D/E



AVK ref. no.	DN mm	Theoretical weight/kg	Deliv. code	Gross Price NZD
57-050-98-1543120	50	17	C	461.60
57-065-98-1543120	65	19	C	499.08



01/91-001

SUPA PLUS™ Gate Valve,
Socket ends tensile resistant
Ductile Iron
EPDM rubber
Epoxy coated to AS/NZS
4158
Clockwise Close
Product class: PN16



Support Bush sold separately



AVK ref. no.	DN mm	Dd mm	Theoretical weight/kg	Deliv. code	Gross Price NZD
01-090-91-41412	80	90	16	C	488.71
01-110-91-41412	100	110	20	C	665.27
01-125-91-41412	125	125	25	C	699.10
01-140-91-41412	125	140	27	C	933.38
01-160-91-41412	150	160	35	C	1,167.05
01-180-91-41412	150	180	39	C	1,225.40
01-200-91-41412	200	200	57	C	1,639.17
01-225-91-41412	200	225	65	C	1,814.53
01-250-91-41412	250	250	100	C	2,643.61
01-280-91-41412	250	280	102	C	2,860.73
01-315-91-41412	300	315	136	C	3,489.87

01/91-003

SUPA PLUS™ Gate Valve,
Socket ends tensile resistant
Ductile Iron
EPDM rubber
Epoxy coated to AS/NZS
4158
Anti Clockwise Close
Product class: PN16



Support Bush sold separately



AVK ref. no.	DN mm	Dd mm	Theoretical weight/kg	Deliv. code	Gross Price NZD
01-090-91-51412	80	90	16	C	488.71
01-110-91-51412	100	110	20	C	665.27
01-125-91-51412	125	125	25	C	699.10
01-140-91-51412	125	140	27	C	933.38
01-160-91-51412	150	160	35	C	1,167.05
01-180-91-51412	150	180	39	C	1,225.40
01-200-91-51412	200	200	57	B	1,639.17
01-225-91-51412	200	225	65	C	1,814.53
01-250-91-51412	250	250	100	B	2,643.61
01-280-91-51412	250	280	102	C	2,860.73
01-315-91-51412	300	315	136	B	3,489.87

AVK POLY TAIL READY TO CONNECT

Resilient Seat Gate Valve fitted with PE100 SDR11 pipe, for water, sewage and neutral liquid applications to max. 70°C.

AVK resilient seated gate valves are designed with built-in safety in every detail, the family of S36 'Polytail' valves are no different. The wedge is fully vulcanized with AVK's own drinking water approved EPDM rubber compound, and the valve is manufactured in accordance with AS/NZS 2638.2.



Easy to join onsite

The PE pipe ends enable connection to existing PE pipe systems using traditional joining methods such as electrofusion, butt fusion or with the use of mechanical connectors, ideal for extending or cutting in of existing PE systems.

Standards Approved

The valve body and pipe connection joint has recently been StandardsMark and WaterMark approved to the mechanical connection requirements of AS/NZS 4129, fittings for polyethylene pipes for pressure applications, positioning the product as a performance leader in its category.

Valves are available immediately to suit PE pipe systems to DN315 with larger sizes to DN630 available upon request.

SCAN/CLICK TO SEE
OUR OFFER ONLINE





36/20-001

Gate Valve, PE Pipe ends
Ductile Iron
EPDM rubber
Epoxy coated to AS/NZS
4158
Clockwise Close
Product class: PN16
SDR11 PE100



AVK ref. no.	DN mm	D mm	Theoretical weight/kg	Deliv. code	Gross Price NZD
36-090-20-483412	80	90	13	A	531.39
36-110-20-483412	100	110	18	B	721.66
36-125-20-483412	125	125	24	A	791.19
36-140-20-483412	125	140	27	C	1,037.75
36-160-20-483412	150	160	40	C	1,320.59
36-180-20-483412	150	180	38	A	1,357.43
36-200-20-483412	200	200	66	B	1,968.05
36-225-20-483412	200	225	74	C	2,264.57
36-250-20-483412	250	250	101	C	3,306.65
36-280-20-483412	250	280	123	C	4,134.48
36-315-20-483412	300	315	172	B	4,935.55



36/20-003

Gate Valve, PE Pipe ends
Ductile Iron
EPDM rubber
Epoxy coated to AS/NZS
4158
Anti Clockwise Close
Product class: PN16
SDR 11 PE100



AVK ref. no.	DN mm	D mm	Theoretical weight/kg	Deliv. code	Gross Price NZD
36-090-20-483512	80	90	13	A	531.39
36-110-20-483512	100	110	18	A	721.66
36-125-20-483512	125	125	24	A	791.19
36-140-20-483512	125	140	27	C	1,037.75
36-160-20-483512	150	160	40	B	1,320.59
36-180-20-483512	150	180	38	A	1,357.43
36-200-20-483512	200	200	66	B	1,968.05
36-225-20-483512	200	225	74	C	2,264.57
36-250-20-483512	250	250	101	A	3,306.65
36-280-20-483512	250	280	123	A	4,134.48
36-315-20-483512	300	315	172	B	4,935.55



36/22-001

Gate Valve, PE Pipe ends, ISO
Mount
Ductile Iron
EPDM rubber
Epoxy coated to AS/NZS
4158
Clockwise Close
Product class: PN16
SDR11 PE100



AVK ref. no.	DN mm	D mm	ISO Flange	Theoretical weight/kg	Deliv. code	Gross Price NZD
36-090-22-483012	80	90	F10	13	C	934.98
36-110-22-483012	100	110	F10	18	C	1,106.92
36-125-22-483012	125	125	F10	24	C	1,214.03
36-140-22-483012	125	140	F10	28	C	1,671.16
36-160-22-483012	150	160	F10	41	C	1,937.01
36-180-22-483012	150	180	F10	39	C	2,001.86
36-200-22-483012	200	200	F10/F14	66	C	2,584.47
36-225-22-483012	200	225	F10/F14	75	C	3,354.57
36-250-22-483012	250	250	F10/F14	102	C	4,396.65
36-280-22-483012	250	280	F10/F14	124	C	5,224.48
36-315-22-483012	300	315	F10/F14	173	C	6,063.15



36/22-002

Gate Valve, PE Pipe ends, ISO
Mount
Ductile Iron
EPDM rubber
Epoxy coated to AS/NZS
4158
Anti Clockwise Close
Product class: PN16
SDR11 PE100



AVK ref. no.	DN mm	D mm	ISO Flange	Theoretical weight/kg	Deliv. code	Gross Price NZD
36-090-22-483112	80	90	F10	13	C	934.98
36-110-22-483112	100	110	F10	18	C	1,106.92
36-125-22-483112	125	125	F10	24	C	1,214.03
36-140-22-483112	125	140	F10	28	C	1,671.16
36-160-22-483112	150	160	F10	41	C	1,937.01
36-180-22-483112	150	180	F10	39	C	2,001.86
36-200-22-483112	200	200	F10/F14	66	C	2,584.47
36-225-22-483112	200	225	F10/F14	75	C	3,354.57
36-250-22-483112	250	250	F10/F14	102	C	4,396.65
36-280-22-483112	250	280	F10/F14	124	C	5,224.48
36-315-22-483112	300	315	F10/F14	173	C	6,063.15





36/28-001

Gate Valve, PE Pipe ends,
Handwheel
Ductile Iron
EPDM rubber
Epoxy coated to AS/NZS
4158
Clockwise Close
Product class: PN16
SDR11 PE100



AVK ref. no.	DN mm	D mm	Theoretical weight/kg	Deliv. code	Gross Price NZD
36-090-28-483612	80	90	15	C	662.48
36-110-28-483612	100	110	20	C	834.42
36-125-28-483612	125	125	26	C	903.95
36-140-28-483612	125	140	29	C	1,167.50
36-160-28-483612	150	160	42	C	1,517.92
36-180-28-483612	150	180	40	C	1,582.78
36-200-28-483612	200	200	70	C	2,165.38
36-225-28-483612	200	225	78	C	2,461.90
36-250-28-483612	250	250	108	C	3,503.98
36-280-28-483612	250	280	131	C	4,331.81
36-315-28-483612	300	315	179	C	5,132.89



36/28-002

Gate Valve, PE Pipe ends,
Handwheel
Ductile Iron
EPDM rubber
Epoxy coated to AS/NZS
4158
Anti Clockwise Close
Product class: PN16
SDR11 PE100



AVK ref. no.	DN mm	D mm	Theoretical weight/kg	Deliv. code	Gross Price NZD
36-090-28-483712	80	90	15	C	662.48
36-110-28-483712	100	110	20	C	834.42
36-125-28-483712	125	125	26	C	903.95
36-140-28-483712	125	140	29	C	1,167.50
36-160-28-483712	150	160	42	C	1,517.92
36-180-28-483712	150	180	40	C	1,582.78
36-200-28-483712	200	200	70	C	2,165.38
36-225-28-483712	200	225	78	C	2,461.90
36-250-28-483712	250	250	108	C	3,503.98
36-280-28-483712	250	280	131	C	4,331.81
36-315-28-483712	300	315	179	C	5,132.89



36/81-001

Gate Valve, PE Pipe ends
Ductile Iron
EPDM rubber
Epoxy coated to AS/NZS
4158
Clockwise Close
Product class: PN16
SDR11 PE100



AVK ref. no.	DN mm	D mm	Theoretical weight/kg	Deliv. code	Gross Price NZD
36-063-81-483412	50	63	10	A	549.72
36-075-81-483412	65	75	12	B	549.72

36/81-002

Gate Valve, PE Pipe ends
Ductile Iron
EPDM rubber
Epoxy coated to AS/NZS
4158
Anti Clockwise Close
Product class: PN16
SDR11 PE100



AVK ref. no.	DN mm	D mm	Theoretical weight/kg	Deliv. code	Gross Price NZD
36-063-81-483512	50	63	10	A	549.72
36-075-81-483512	65	75	12	B	549.72



580/80-001

Gate Valve, Flanged, Stem Cap
 Face to face: AS/NZS 2638.1
 Ductile Iron
 Epoxy coated to AS/NZS 4158
 CC / ACC
 Product class: PN35
 Flange drilling: AS/NZS 4087 B6



AVK ref. no.	DN mm	Operating Direction	Theoretical weight/kg	Deliv. code	Gross Price NZD
580-080-80-270412	80	CC	27	C	1,137.97
580-080-80-370412	80	ACC	27	C	1,137.97
580-100-80-270412	100	CC	35	A	1,172.84
580-100-80-370412	100	ACC	35	A	1,172.84
580-150-80-270412	150	CC	65	C	1,730.52
580-150-80-370412	150	ACC	65	C	1,730.51
580-200-80-270412	200	CC	115	C	4,310.80
580-200-80-370412	200	ACC	115	C	4,310.80

For sizes above DN200, refer to AVK for details



580/82-001

Gate Valve, Flanged, ISO Mount
 Face to face: AS/NZS 2638.1
 Ductile Iron
 Epoxy coated to AS/NZS 4158
 CC / ACC
 Product class: PN35
 Flange drilling: AS/NZS 4087 B6



AVK ref. no.	DN mm	Operating Direction	ISO Flange	Theoretical weight/kg	Deliv. code	Gross Price NZD
580-080-82-070412	80	CC	F10	28	C	1,406.55
580-080-82-170412	80	ACC	F10	28	C	1,406.55
580-100-82-070412	100	CC	F10	36	C	1,441.42
580-100-82-170412	100	ACC	F10	36	C	1,441.42
580-150-82-070412	150	CC	F10	65	C	2,052.80
580-150-82-170412	150	ACC	F10	65	C	2,052.80
580-200-82-070412	200	CC	F14	115	C	4,740.52
580-200-82-170412	200	ACC	F14	115	C	4,740.52

For sizes above DN200, refer to AVK for details



580/88-001

Gate Valve, Flanged, Handwheel
 Face to face: AS/NZS 2638.1
 Ductile Iron
 Epoxy coated to AS/NZS 4158
 CC / ACC
 Product class: PN35
 Flange drilling: AS/NZS 4087 B6



AVK ref. no.	DN mm	Operating Direction	Theoretical weight/kg	Deliv. code	Gross Price NZD
580-080-88-070412	80	CC	29	C	1,195.72
580-080-88-170412	80	ACC	29	C	1,195.72
580-100-88-070412	100	CC	39	C	1,253.70
580-100-88-170412	100	ACC	39	C	1,253.70
580-150-88-070412	150	CC	70	C	1,834.48
580-150-88-170412	150	ACC	70	C	1,834.48
580-200-88-070412	200	CC	123	C	4,495.62
580-200-88-170412	200	ACC	123	C	4,495.62

For sizes above DN200, refer to AVK for details



580/90-001

Gate Valve, Flanged, Stem Cap
 Face to face: AS/NZS 2638.1
 Ductile Iron
 Epoxy coated to AS/NZS 4158
 CC / ACC
 Product class: PN16
 Flange drilling: AS/NZS 4087 B5



AVK ref. no.	DN mm	Operating Direction	Theoretical weight/kg	Deliv. code	Gross Price NZD
580-080-90-250012	80	CC	19	A	928.02
580-080-90-350012	80	ACC	19	A	928.02
580-100-90-250012	100	CC	26	A	861.08
580-100-90-350012	100	ACC	26	A	861.08
580-150-90-250012	150	CC	45	A	1,215.25
580-150-90-350012	150	ACC	45	A	1,215.25
580-200-90-250012	200	CC	77	C	2,537.42
580-200-90-350012	200	ACC	77	C	2,537.42
580-225-90-250012	225	CC	99	C	3,700.64
580-225-90-350012	225	ACC	99	C	3,700.64
580-250-90-250012	250	CC	107	C	3,861.66
580-250-90-350012	250	ACC	107	A	3,861.66
580-300-90-250012	300	CC	149	A	4,974.36
580-300-90-350012	300	ACC	149	A	4,974.36





580/92-001

Gate Valve, Flanged, ISO Mount
 Face to face: AS/NZS 2638.1
 Ductile Iron
 Epoxy coated to AS/NZS 4158
 CC / ACC
 Product class: PN16
 Flange drilling: AS/NZS 4087 B5



AVK ref. no.	DN mm	Operating Direction	ISO Flange	Theoretical weight/kg	Deliv. code	Gross Price NZD
580-080-92-050012	80	CC	F10	20	C	1,196.58
580-080-92-150012	80	ACC	F10	20	C	1,196.58
580-100-92-050012	100	CC	F10	27	C	1,129.65
580-100-92-150012	100	ACC	F10	27	C	1,129.65
580-150-92-050012	150	CC	F10	46	C	1,537.54
580-150-92-150012	150	ACC	F10	46	C	1,537.54
580-200-92-050012	200	CC	F14	77	C	2,967.14
580-200-92-150012	200	ACC	F14	77	C	2,967.14
580-225-92-050012	225	CC	F14	99	C	4,224.27
580-225-92-150012	225	ACC	F14	99	C	4,224.27
580-250-92-050012	250	CC	F14	107	C	4,398.83
580-250-92-150012	250	ACC	F14	107	C	4,398.83
580-300-92-050012	300	CC	F14	150	C	5,189.90
580-300-92-150012	300	ACC	F14	150	C	5,189.90



580/92-002

Gate Valve, Flanged, ISO Mount
 Face to face: AS/NZS 2638.1
 Ductile Iron
 Epoxy coated to AS/NZS 4158
 Clockwise Close
 Product class: PN16
 Flange drilling: AS/NZS 4087 B5



AVK ref. no.	DN mm	ISO Flange	Theoretical weight/kg	Deliv. code	Gross Price
580-375-92-250212	375	F14	288		
580-375-92-350212	375	F14	288		
580-400-92-250212	400	F14	288		
580-400-92-350212	400	F14	288		
580-450-92-250212	450	F14	375		
580-450-92-350212	450	F14	375		
580-500-92-250212	500	F16	472		
580-500-92-350212	500	F16	472		
580-600-92-250212	600	F16	629		
580-600-92-350212	600	F16	629		



580/92-003

Gate Valve, Flanged, ISO Mount, Shoe & Channel
 Face to face: AS/NZS 2638.1
 Ductile Iron
 Epoxy coated to AS/NZS 4158
 CC / ACC
 Product class: PN16
 Flange drilling: AS/NZS 4087 B5



AVK ref. no.	DN mm	Operating Direction	ISO Flange	Theoretical weight/kg	Deliv. code	Gross Price NZD
580-375-92-250112	375	CC	F14	290	C	11,063.52
580-375-92-350112	375	ACC	F14	290	C	11,063.52
580-400-92-250112	400	CC	F14	290	C	13,755.61
580-400-92-350112	400	ACC	F14	290	C	13,755.61
580-450-92-250112	450	CC	F14	377	C	15,506.33
580-450-92-350112	450	ACC	F14	377	C	15,506.33
580-500-92-250112	500	CC	F16	474	C	22,501.87
580-500-92-350112	500	ACC	F16	474	C	22,501.87
580-600-92-250112	600	CC	F16	631	C	27,322.11
580-600-92-350112	600	ACC	F16	631	C	27,322.11



580/92-007

Gate Valve, Flanged, ISO Mount, Shoe & Channel
 Face to face: AS/NZS 2638.1
 Ductile Iron
 Epoxy coated to AS/NZS 4158
 Clockwise Close or Anti Clockwise Close
 Product class: PN16
 Flange drilling: AS/NZS 4087 B5



AVK ref. no.	DN mm	Operating Direction	ISO Flange	Theoretical weight/kg	Deliv. code	Gross Price NZD
580-750-92-050312	750	CC	F25	1832	C	58,274.72
580-750-92-150312	750	ACC	F25	1832	C	58,274.72
580-900-92-050312	900	CC	F25	2465	C	61,213.03
580-900-92-150312	900	ACC	F25	2465	C	61,213.03





580/93-003

Gate Valve, Flanged, ISO Mount, By-pass
Face to face: AS/NZS 2638.1
Ductile Iron
Epoxy coated to AS/NZS 4158
CC / ACC
Product class: PN16
Flange drilling: AS/NZS 4087
B5



AVK ref. no.	DN mm	ISO Flange	Theoretical weight/kg	Deliv. code	Gross Price
580-375-93-250212	375	F14	356		
580-375-93-350212	375	F14	356		
580-450-93-250212	450	F14	463		
580-450-93-350212	450	F14	463		
580-500-93-250212	500	F16	617		
580-500-93-350212	500	F16	617		
580-600-93-250212	600	F16	790		
580-600-93-350212	600	F16	790		



580/93-004

Gate Valve, Flanged, ISO Mount, Shoe & Channel, By-pass
Face to face: AS/NZS 2638.1
Ductile Iron
Epoxy coated to AS/NZS 4158
CC / ACC
Product class: PN16
Flange drilling: AS/NZS 4087
B5



AVK ref. no.	DN mm	Operating Direction	ISO Flange	Theoretical weight/kg	Deliv. code	Gross Price NZD
580-375-93-250112	375	CC	F14	357	C	13,789.71
580-375-93-350112	375	ACC	F14	357	C	13,789.71
580-450-93-250112	450	CC	F14	465	C	18,982.23
580-450-93-350112	450	ACC	F14	465	C	18,982.23
580-500-93-250112	500	CC	F16	619	C	25,807.39
580-500-93-350112	500	ACC	F16	619	C	25,807.39
580-600-93-250112	600	CC	F16	792	C	32,944.88
580-600-93-350112	600	ACC	F16	792	C	32,944.88



580/93-007

Gate Valve, Flanged, ISO Mount, Shoe & Channel
Face to face: AS/NZS 2638.1
Ductile Iron
Epoxy coated to AS/NZS 4158
Clockwise Close or Anti Clockwise Close
Product class: PN16
Flange drilling: AS/NZS 4087
B5



AVK ref. no.	DN mm	Operating Direction	ISO Flange	Theoretical weight/kg	Deliv. code	Gross Price NZD
580-A00-93-0503120001 ⁽¹⁾	1000	CC	F25	3266	C	76,345.34
580-A00-93-1503120001 ⁽¹⁾	1000	ACC	F25	3266	C	76,345.34

⁽¹⁾ Excluded from AS/NZS 2638.1



580/93-008

Gate Valve, Flanged, ISO Mount, Shoe & Channel
Face to face: AS/NZS 2638.1
Ductile Iron
Epoxy coated to AS/NZS 4158
Clockwise Close or Anti Clockwise Close
Product class: PN16
Flange drilling: AS/NZS 4087
B5



AVK ref. no.	DN mm	Operating Direction	ISO Flange	Theoretical weight/kg	Deliv. code	Gross Price NZD
580-750-93-050312	750	CC	F25	2130	C	60,076.52
580-750-93-150312	750	ACC	F25	2130	C	60,076.52
580-900-93-050312	900	CC	F25	2873	C	63,014.82
580-900-93-150312	900	ACC	F25	2873	C	63,014.82
580-A00-93-050312 ⁽¹⁾	1000	CC	F25	3402	C	78,784.69
580-A00-93-150312 ⁽¹⁾	1000	ACC	F25	3402	C	78,784.69

⁽¹⁾ Excluded from AS/NZS 2638.1





580/98-001

Gate Valve, Flanged,
Handwheel
Face to face: AS/NZS 2638.1
Ductile Iron
Epoxy coated to AS/NZS
4158
CC / ACC
Product class: PN16
Flange drilling: AS/NZS 4087
B5



AVK ref. no.	DN mm	Operating Direction	Theoretical weight/kg	Deliv. code	Gross Price NZD
580-080-98-050012	80	CC	21	C	981.73
580-080-98-150012	80	ACC	21	C	981.73
580-100-98-050012	100	CC	29	C	936.28
580-100-98-150012	100	ACC	29	C	936.28
580-150-98-050012	150	CC	50	C	1,311.93
580-150-98-150012	150	ACC	50	C	1,311.93
580-200-98-050012	200	CC	84	C	2,666.34
580-200-98-150012	200	ACC	84	C	2,666.34
580-225-98-050012	225	CC	106	C	3,859.00
580-225-98-150012	225	ACC	106	C	3,859.00
580-250-98-050012	250	CC	114	C	4,098.02
580-250-98-150012	250	ACC	114	C	4,098.02
580-300-98-050012	300	CC	156	C	4,740.79
580-300-98-150012	300	ACC	156	C	4,740.79

AVK BUTTERFLY VALVE SUITABLE FOR DRINKING WATER

Our double eccentric butterfly valves are designed with a tilted disc for easy operation. The disc seal is made of our own drinking water approved EPDM rubber featuring an excellent compression set and the ability to retain its original shape.

The fully encapsulated shaft/disc connection ensures high durability and service life. The valves are suitable for the bi-directional application.

The valves are ideal for drinking water and neutral liquids to max. 70°C, and are approved according to WRAS Certificate No. 1702367



Main features and benefits:

- The tilted disc releases the compression of the seal after a few degrees of opening resulting in low operating torque
- Disc seal profile and rubber quality ensure low closing torque
- Sealing rubber & coating approved for drinking water to AS/NZS 4020
- A4 Stainless Steel fasteners
- Replaceable seat ring in 316 Stainless Steel
- Threaded bolt holes in the disc sealed with o-rings for corrosion protection
- A shaft of Duplex Stainless Steel with self-lubricating PTFE/bronze composite radial bearings
- Shaft ends are fitted with a Duplex Stainless Steel End Cover that seals the disc interior for corrosion protection and ensures the shaft cannot be moved by system pressure
- Replaceable shaft seal with two EPDM o-rings on each side of a bronze bushing, and a flat NBR gasket
- Coating in accordance with AS/NZS 4158
- IP68 Gearbox with Position Indicator

Applications:

- Water transfer pipelines
- Pumping stations
- Treatment plants

Standards:

- EN 593
- Face-to-face dimension according to EN 558 Table 2 Basic Series 13
- Flange drilling to AS/NZS 4087 B5
- Materials according to AS 4795.2

TAKE A LOOK AT THE
CONFIG OPTION AND
FEATURE VIDEO HERE



SCAN OR CLICK TO
SEE OUR OFFER
ONLINE





756/242-001

SS seat/retainer ring, duplex shaft, IP68 gearbox with actuator flange and position indicator
Face-to-face dimension according to EN 558 Table 2 Basic Series 13
Ductile Iron
Epoxy coated according to AS/NZS 4158
Anti Clockwise Close



AVK ref. no.	DN mm	Theoretical weight/kg	Deliv. code	Gross Price NZD
756-0200-2-5474297	200	50	C	6,452.35
756-0250-2-5474297	250	67	C	6,885.19
756-0300-2-5474297	300	105	A	7,320.59
756-0350-2-A474297	350	128	C	8,796.17
756-0375-2-5474297	375	153	A	8,987.30
756-0400-2-A474297	400	153	A	9,123.78
756-0450-2-5474297	450	201	A	12,396.14
756-0500-2-A474297	500	256	A	13,700.06
756-0600-2-5474297	600	410	A	17,554.33
756-0700-2-5474297	700	518	C	31,367.42
756-0750-2-5474297	750	545	A	32,759.46
756-0800-2-A474297	800	644	C	34,256.27
756-0900-2-A474297	900	797	A	35,852.20
756-1000-2-5474297	1000	1155	C	58,502.04
756-1200-2-5474297	1200	1652	C	74,671.44

756/142-001

SS seat/retainer ring, duplex shaft, IP68 gearbox with actuator flange and position indicator
Face-to-face dimension according to EN 558 Table 2 Basic Series 14
Ductile Iron
Epoxy coated according to AS/NZS 4158
Anti Clockwise Close



AVK ref. no.	DN mm	Theoretical weight/kg	Deliv. code	Gross Price NZD
756-0150-1-E474297	150	42	C	3,732.14
756-0200-1-E474297	200	60	C	6,674.02
756-0250-1-E474297	250	102	C	6,900.32
756-0300-1-E474297	300	131	C	10,057.72
756-0350-1-E474297	350	166	C	11,314.94
756-0400-1-E474297	400	205	C	12,679.92
756-0450-1-E474297	450	294	C	15,621.80
756-0500-1-E474297	500	342	C	16,914.95
756-0600-1-E474297	600	530	C	24,695.31
756-0700-1-E474297	700	715	C	32,170.36
756-0800-1-E474297	800	1016	C	42,587.29
756-0900-1-E474297	900	1247	C	47,720.32
756-1000-1-E474297	1000	1582	C	59,778.82
756-1200-1-E474297	1200	2335	C	78,877.73

755/4-001

Manual quarter-turn gear, 40:1
Cast Iron



AVK ref. no.	F mm	ISO Flange	Theoretical weight/kg	Deliv. code	Gross Price NZD
755-4-A5-04590220C	#9	F05	1.5	A	122.93
755-4-A5-041500300	#11	F07	1.5	A	158.05
755-4-A5-041600300	#14	F07	1.5	A	158.05
755-4-A5-041600400	#14	F07	1.5	A	175.61
755-4-A1-046000300	#17	F07	2.0	A	175.61

76/70-010

Butterfly Valve Wafer, PN16, AS2129 Table D/E
Ductile Iron
EPDM rubber



AVK ref. no.	DN mm	Product PN Class	Theoretical weight/kg	Deliv. code	Gross Price NZD
76-0050-70-818702690301	50	PN16	2.2	A	115.91
76-0065-70-818702690301	65	PN16	2.8	A	127.41
76-0080-70-818702690301	80	PN16	3.5	A	155.73
76-0100-70-818702690301	100	PN16	5.3	A	190.38
76-0125-70-818702690301	125	PN16	6.8	A	261.11
76-0150-70-818702690301	150	PN16	8.1	A	323.34
76-0200-70-818702690301 (1)	200	PN16	13	A	482.74
76-0200-70-818702690326 (2)	200	PN16	14	A	613.40
76-0250-70-818702690326	250	PN16	23	A	927.49
76-0250-70-818742690326 (3)	250	PN16	23	A	927.49
76-0300-70-818702690326	300	PN16	32	A	1,231.36
76-0350-70-818702690326	350	PN16	50	A	2,067.71
76-0400-70-818702690313	400	PN16	83	A	2,275.58

(1) With lever

(2) With wormgear

(3) Gearbox, centering holes according to AS2129 table D



76/71-015

Butterfly Valve Lugged, PN16,
AS2129 Table D/E
Ductile Iron
EPDM rubber



AVK ref. no.	DN mm	Flange drilling	Theoretical weight/kg	Deliv. code	Gross Price NZD
76-0050-71-838740690301	50	AS2129 D/E	2.6	A	125.66
76-0065-71-838740690301	65	AS2129 D/E	3.2	A	138.84
76-0080-71-838740690301	80	AS2129 D/E	3.5	A	166.29
76-0100-71-838740690301	100	AS2129 E	6.5	A	213.04
76-0100-71-838742690301	100	AS2129 D	5.6	A	213.04
76-0125-71-838740690301	125	AS2129 D/E	9.1	A	284.01
76-0150-71-838740690301	150	AS2129 E	10	A	350.04
76-0150-71-838742690301	150	AS2129 D	10	A	350.04
76-0200-71-838740690301 (1)	200	AS2129 E	15	A	515.29
76-0200-71-838740690326 (2)	200	AS2129 E	16	A	646.49
76-0200-71-838742690301 (1)	200	AS2129 D	15	A	515.29
76-0200-71-838742690326 (2)	200	AS2129 D	16	A	646.49
76-0250-71-838740690326	250	AS2129 E	29	A	980.26
76-0250-71-838742690326	250	AS2129 D	29	A	980.26
76-0300-71-838740690326	300	AS2129 E	41	A	1,300.45
76-0300-71-838742690326	300	AS2129 D	41	A	1,300.45

(1) With lever
(2) With wormgear

813/82-001

Butterfly, flanged, gearbox
included
Face to face: AS 4795.2
Ductile Iron
EPDM rubber
Epoxy coated to AS/NZS
4158
Clockwise Close
Product class: PN16
Flange drilling: AS/NZS 4087
B5



AVK ref. no.	DN mm	Product PN Class	Flange drilling	Deliv. code	Gross Price
813-0080-82-451202	80	PN16	AS 4087 B5		
813-0100-82-451202	100	PN16	AS 4087 B5		
813-0150-82-451202	150	PN16	AS 4087 B5		
813-0200-82-451202	200	PN16	AS 4087 B5		
813-0250-82-451202	250	PN16	AS 4087 B5		
813-0300-82-451202	300	PN16	AS 4087 B5		
813-0350-82-451202	350	PN16	AS 4087 B5		
813-0400-82-451202	400	PN16	AS 4087 B5		
813-0450-82-451202	450	PN16	AS 4087 B5		
813-0500-82-451202	500	PN16	AS 4087 B5		



813/82-002

Butterfly, flanged
Face to face: AS 4795.2
Ductile Iron
EPDM rubber
Epoxy coated to AS/NZS
4158
Clockwise Close
Product class: PN16
Flange drilling: AS/NZS 4087
B5



AVK ref. no.	DN mm	Product PN Class	Flange drilling	Deliv. code	Gross Price
813-0080-82-451200	80	PN16	AS 4087 B5		
813-0100-82-451200	100	PN16	AS 4087 B5		
813-0150-82-451200	150	PN16	AS 4087 B5		
813-0200-82-451200	200	PN16	AS 4087 B5		
813-0250-82-451200	250	PN16	AS 4087 B5		
813-0300-82-451200	300	PN16	AS 4087 B5		
813-0350-82-451200	350	PN16	AS 4087 B5		
813-0400-82-451200	400	PN16	AS 4087 B5		
813-0450-82-451200	450	PN16	AS 4087 B5		
813-0500-82-451200	500	PN16	AS 4087 B5		





813/82-003

Butterfly, flanged, lever
 Face to face: AS 4795.2
 Ductile Iron
 EPDM rubber
 Epoxy coated to AS/NZS
 4158
 CC / ACC
 Product class: PN16
 Flange drilling: AS/NZS 4087
 B5




AVK ref. no.	DN mm	Product PN Class	Flange drilling	Deliv. code	Gross Price
813-0080-82-451201	80	PN16	AS 4087 B5		
813-0080-82-451209	80	PN16	AS 4087 B5		
813-0100-82-451201	100	PN16	AS 4087 B5		
813-0100-82-451209	100	PN16	AS 4087 B5		
813-0150-82-451201	150	PN16	AS 4087 B5		
813-0150-82-451209	150	PN16	AS 4087 B5		



SWING CHECK VALVES SAFER THAN EVER

The AVK Series 41 Swing Check Valve is a heavyweight in AVK's product offer, and provides a wide range of significant features and benefits, and value add options.

- Safety Guard covering the lever and weight is available, eliminating the risk of injuries
- Proximity or Limit switches for monitoring purposes
- Low head loss when fully open
- Can be fully maintained and serviced without the need to remove the body from the pipeline
- Fully rubber coated disc prevents corrosion and ensures drip-tight closure and long life
- Full bore prevents pressure loss, allowing maximum utilisation of pump capacity
- Available in closed bush, free acting and lever and weight models
- 5 Year Quality Assurance Guarantee



Resilient seated disc with stainless steel hinge

The valve is ideal for installation in the horizontal position and is used to prevent flow reversal. This design features a distinctly low head loss and is used in installations where the dry matter percentage is max. 10%. Optimum sealing at not less than 0.5 bar pressure. The valve is suitable for underground installation.

Swing check valve with external lever and weight plus proximity switch and guard

Cam operated IP68 proximity switch. Guard with perforated metal front cover for visual indication of lever positions.

Large diameter metal seated check valve

This valve is ideal for potable water and sewerage applications and suitable for temperatures up to 60°C. The body, bonnet and metal seated disc are all constructed with high grade Ductile Iron to EN 1563, EN-GJS-500-7. The seat is aluminium bronze.



SWING CHECK
VALVE ANIMATION



SCAN/CLICK TO SEE
OUR OFFER ONLINE



Swing Check Valves, Resilient Seated



41/21-002

Swing check valve, resilient seated

Ductile Iron

EPDM rubber wedge, WRAS appr.

Epoxy coated to AS/NZS 4158

Product class: PN16

Flange drilling: AS 2129 D/E



AVK ref. no.	DN mm	Flange drilling	Theoretical weight/kg	Deliv. code	Gross Price NZD
41-050-21-028	50	AS 4087 B5	13	A	913.93

41/22-002

Swing check valve, resilient seated, lever

Face to face according to EN 558 Table 2 Basic Series 10

Ductile Iron

EPDM seals, WRAS approved

Blue epoxy RAL 5017 250 my

Product class: PN16

Flange drilling: AS 2129 D/E



AVK ref. no.	DN mm	Theoretical weight/kg	Deliv. code	Gross Price NZD
41-050-22-028	50	15	C	1,057.71



41/36-011

Swing check valve, metal seated, lever
 Face to face: EN 558-2, Ser. 48
 Ductile Iron
 EPDM rubber wedge, WRAS appr.
 Epoxy coated to AS/NZS 4158
 Product class: PN16
 Flange drilling: AS/NZS 4087 B5



AVK ref. no.	DN mm	Theoretical weight/kg	Deliv. code	Gross Price NZD
41-350-36-0281206	350	257	C	12,801.61
41-400-36-0281206	400	345	C	16,103.66
41-450-36-0281206	450	477	C	22,167.32
41-500-36-0281206	500	637	C	28,837.51
41-600-36-0281206	600	851	C	34,755.74

41/39-006

Swing check valve, metal seated
 Face to face: EN 558-2, Ser. 48
 Ductile Iron
 EPDM rubber
 Epoxy coated to AS/NZS 4158
 Product class: PN16
 Flange drilling: AS/NZS 4087 B5



AVK ref. no.	DN mm	Theoretical weight/kg	Deliv. code	Gross Price NZD
41-350-39-0281206	350	233	C	12,109.15
41-400-39-0281206	400	305	C	14,902.16
41-450-39-0281206	450	436	C	20,468.37
41-500-39-0281206	500	577	C	22,774.99
41-600-39-0281206	600	791	C	32,754.35

41/80-001

Swing check valve, closed bushing
 Face to face: AS 4794
 Ductile Iron
 EPDM rubber
 Epoxy coated to AS/NZS 4158
 Product class: PN16
 Flange drilling: AS/NZS 4087 B5



AVK ref. no.	DN mm	Theoretical weight/kg	Deliv. code	Gross Price NZD
41-080-80-0271206	80	16	C	751.97
41-100-80-0271206	100	22	C	849.47
41-150-80-0271206	150	49	C	1,532.03
41-200-80-0271206	200	80	C	2,333.96
41-250-80-0271206	250	199	C	6,711.51
41-300-80-0271206	300	248	C	7,040.39



41/80-002

Swing check valve, closed bushing
 Face to face: AS 4794
 Ductile Iron
 EPDM rubber
 Epoxy coated to AS/NZS 4158
 Product class: PN16
 Flange drilling: AS 2129 E



AVK ref. no.	DN mm	Theoretical weight/kg	Deliv. code	Gross Price NZD
41-100-80-0371206	100	22	A	849.47
41-150-80-0371206	150	49	C	1,532.03
41-200-80-0371206	200	80	C	2,333.96
41-250-80-0371206	250	199	C	6,711.51
41-300-80-0371206	300	248	C	7,040.39



Swing Check Valves, Metal Seated



41/81-001

Swing check valve, free acting

Face to face: AS 4794

Ductile Iron

EPDM rubber

Epoxy coated to AS/NZS 4158

Product class: PN16

Flange drilling: AS/NZS 4087 B5



AVK ref. no.

DN

Theoretical weight/kg

Deliv. code

Gross Price NZD

41-080-81-0271206	80	16	A	751.97
41-100-81-0271206	100	22	A	849.47
41-150-81-0271206	150	49	A	1,532.03
41-200-81-0271206	200	80	B	2,353.41
41-250-81-0271206	250	199	A	6,711.51
41-300-81-0271206	300	248	A	7,040.39



41/81-002

Swing check valve, free acting

Face to face: AS 4794

Ductile Iron

EPDM rubber

Epoxy coated to AS/NZS 4158

Product class: PN16

Flange drilling: AS 2129 E



AVK ref. no.

DN

Theoretical weight/kg

Deliv. code

Gross Price NZD

41-100-81-0371206	100	22	C	849.47
41-150-81-0371206	150	54	C	1,532.03
41-200-81-0371206	200	80	C	2,353.41
41-250-81-0371206	250	199	C	6,711.51
41-300-81-0371206	300	248	C	7,040.39



41/81-003

Swing check valve, free acting, limit switch and cam

Face to face: AS 4794

Ductile Iron

EPDM rubber

Epoxy coated to AS/NZS 4158

Product class: PN16

Flange drilling: AS/NZS 4087 B5



AVK ref. no.

DN

Theoretical weight/kg

Deliv. code

Gross Price NZD

41-080-81-0271207	80	17	C	1,568.39
41-100-81-0271207	100	25	B	1,669.20
41-150-81-0271207	150	54	C	2,350.11
41-200-81-0271207	200	80	C	3,555.02
41-250-81-0271207	250	208	C	7,831.21
41-300-81-0271207	300	256	C	8,157.39



41/81-004

Swing check valve, free acting, proximity switch and cam

Face to face: AS 4794

Ductile Iron

EPDM rubber

Epoxy coated to AS/NZS 4158

Product class: PN16

Flange drilling: AS/NZS 4087 B5



AVK ref. no.

DN

Theoretical weight/kg

Deliv. code

Gross Price NZD

41-080-81-0271208	80	17	C	2,047.13
41-100-81-0271208	100	25	C	2,147.11
41-150-81-0271208	150	54	C	2,845.90
41-200-81-0271208	200	85	C	4,046.73
41-250-81-0271208	250	208	C	8,392.28
41-300-81-0271208	300	256	C	8,649.08





41/81-006

Swing check valve, free acting, NBR
 Face to face: AS 4794
 Ductile Iron
 NBR rubber
 Epoxy coated to AS/NZS 4158
 Product class: PN16
 Flange drilling: AS/NZS 4087 B5



AVK ref. no.	DN mm	Theoretical weight/kg	Deliv. code	Gross Price NZD
41-080-81-0231206	80	16	B	751.97
41-100-81-0231206	100	22	B	849.47
41-150-81-0231206	150	49	B	1,532.03
41-200-81-0231206	200	80	B	2,353.41
41-250-81-0231206	250	199	B	6,711.51
41-300-81-0231206	300	248	B	7,040.39



41/81-007

Swing check valve, free acting, NBR
 Face to face: AS 4794
 Ductile Iron
 NBR rubber
 Epoxy coated to AS/NZS 4158
 Product class: PN16
 Flange drilling: AS 2129 E



AVK ref. no.	DN mm	Theoretical weight/kg	Deliv. code	Gross Price NZD
41-100-81-0331206	100	22	C	849.47
41-150-81-0331206	150	54	C	1,532.03
41-200-81-0331206	200	80	C	2,353.41
41-250-81-0331206	250	199	C	6,711.51
41-300-81-0331206	300	248	C	7,040.39



41/82-001

Swing check valve, lever and weight
 Face to face: AS 4794
 Ductile Iron
 EPDM rubber
 Epoxy coated to AS/NZS 4158
 Product class: PN16
 Flange drilling: AS/NZS 4087 B5



AVK ref. no.	DN mm	Theoretical weight/kg	Deliv. code	Gross Price NZD
41-080-82-0271206	80	18	A	849.47
41-100-82-0271206	100	25	A	946.98
41-150-82-0271206	150	54	A	1,689.03
41-200-82-0271206	200	85	B	2,528.59
41-250-82-0271206	250	207	B	7,018.90
41-300-82-0271206	300	256	C	7,349.44



41/82-002

Swing check valve, lever and weight
 Face to face: AS 4794
 Ductile Iron
 EPDM rubber
 Epoxy coated to AS/NZS 4158
 Flange drilling: AS2129 Table E



AVK ref. no.	DN mm	Theoretical weight/kg	Deliv. code	Gross Price NZD
41-100-82-0371206	100	25	C	946.98
41-150-82-0371206	150	54	B	1,689.03
41-200-82-0371206	200	85	C	2,528.59
41-250-82-0371206	250	207	C	7,018.90
41-300-82-0371206	300	256	C	7,349.44



Swing Check Valves, Metal Seated



41/82-003

Swing check valve, lever and weight, limit switch and cam
Face to face: AS 4794
Ductile Iron
EPDM rubber
Epoxy coated to AS/NZS 4158
Product class: PN16
Flange drilling: AS/NZS 4087
B5



AVK ref. no.	DN mm	Theoretical weight/kg	Deliv. code	Gross Price NZD
41-080-82-0271207	80	16	C	1,669.20
41-100-82-0271207	100	25	B	1,766.70
41-150-82-0271207	150	54	B	2,508.75
41-200-82-0271207	200	85	C	3,759.84
41-250-82-0271207	250	208	C	8,134.43
41-300-82-0271207	300	256	C	8,534.41



41/82-004

Swing check valve, lever and weight, limit switch and cam
Face to face: AS 4794
Ductile Iron
EPDM rubber
Epoxy coated to AS/NZS 4158
Product class: PN16
Flange drilling: AS/NZS 2129
E



AVK ref. no.	DN mm	Theoretical weight/kg	Deliv. code	Gross Price NZD
41-080-82-0371207	80	16	C	1,669.20
41-100-82-0371207	100	25	C	1,766.70
41-150-82-0371207	150	54	C	2,508.75
41-200-82-0371207	200	85	C	3,759.84
41-250-82-0371207	250	208	C	8,134.43
41-300-82-0371207	300	256	C	8,534.41



927/00-002

Flex check valve, for sewage
Face-to-face dimension according to AWWA C508, Full Waterway
Ductile Iron
NBR rubber



AVK ref. no.	DN mm	Product PN Class	Theoretical weight/kg	Deliv. code	Gross Price NZD
927-200-00-110011703	200	PN10	103	C	6,210.33
927-250-00-110011703	250	PN10	195	C	9,692.28
927-300-00-110011703	300	PN10	278	C	14,473.46
927-350-00-110011703	350	PN10	310	C	16,032.54
927-400-00-110011703	400	PN10	398	C	20,839.70
927-500-00-110011703	500	PN10	725	C	31,129.63
927-600-00-110011703	600	PN10	1100	C	45,577.10
927-700-00-110011703	700	PN10	2020	C	87,282.47
927-800-00-110011703	800	PN10	2300	C	93,284.93



53/35-017

Ball check valve, flanged
Face-to-face dimension according to AS2638.2
Ductile Iron
NBR rubber
Epoxy coated to AS/NZS 4158
Product class: PN10
Flange drilling: AS/NZS 4087 B5



AVK ref. no.	DN mm	Theoretical weight/kg	Deliv. code	Gross Price NZD
53-050-35-5007	50	7.3	B	467.71
53-065-35-5007	65	11	C	682.56

53/30-005

Ball check valve, BSP threads
Ductile Iron
NBR rubber
AVK coating standard
Product class: PN10



AVK ref. no.	DN mm	BSP thread Inch	Product PN Class	Theoretical weight/kg	Deliv. code	Gross Price NZD
53-032-30-9007	32	1¼"	PN10	2.0	C	294.18
53-040-30-9007	40	1½"	PN10	2.0	C	304.09
53-050-30-9007	50	2"	PN10	3.0	C	352.02

53/50-001

Ball check valve, flanged
Face-to-face dimension according to AS2638.2
Ductile Iron
NBR rubber
Epoxy coated to AS/NZS 4158
Product class: PN10
Flange drilling: AS 4087 B5



AVK ref. no.	DN mm	Theoretical weight/kg	Deliv. code	Gross Price NZD
53-080-50-5012	80	13	A	751.97
53-100-50-5012	100	18	A	849.47
53-150-50-5012	150	37	A	1,532.03
53-200-50-5012	200	68	B	2,353.41
53-250-50-5012	250	112	B	6,711.51
53-300-50-5012	300	163	B	7,040.39

903/20-014

Metal Seated Silent Check Valve, PN16
Face to face according to MSS SP-125 short globe
Ductile Iron
Blue epoxy RAL 5017 250 my



AVK ref. no.	DN mm	Flange drilling	Theoretical weight/kg	Deliv. code	Gross Price NZD
903-100-20-53012	100	AS2129 D	17	C	757.67
903-100-20-63012	100	AS2129 E	17	C	757.67
903-125-20-63012	125	AS2129 D/E	23	C	1,190.11
903-150-20-53012	150	AS2129 D	34	C	1,570.79
903-150-20-63012	150	AS2129 E	34	C	1,570.79
903-200-20-53012	200	AS2129 D	56	C	2,450.43
903-200-20-63012	200	AS2129 E	56	C	2,450.43
903-250-20-53012	250	AS2129 D	83	C	3,851.21
903-250-20-63012	250	AS2129 E	83	C	3,851.21
903-300-20-53012	300	AS2129 D	107	C	5,381.34
903-300-20-63012	300	AS2129 E	107	C	5,381.34
903-350-20-63012	350	AS2129 D/E	149	C	7,658.07
903-400-20-63012	400	AS2129 D/E	194	C	9,384.08

HYDRANTS READY TO SPRING INTO ACTION

Made in Australia AVK Quality Hydrants

Do not underestimate the importance of the quality of a simple hydrant valve in your utility network. It often plays an important role in an emergency where a reliable water supply is imperative.

AVK Hydrants come in a range of models to suit Australian and New Zealand utility infrastructure applications. Spring Hydrants are fully compliant with AS 3952, with StandardsMark and WaterMark certifications and a positive WSA appraisal, whilst New Zealand Hydrants are compliant to NZS 4522.

Spring Hydrant Range

In this Range, the Series 30, model 00, is a quality Spring Hydrant that boasts a high-tension SS304 spring that ensures a repeatable positive shutoff between the piston dome and EPDM seat.

The Series 30, model 10, can be ordered in regular blue or lilac for use in recycled water applications. In both versions, the Swab Hydrant has a removable insert that allows for the introduction and retrieval of swabs. It is a great access point for line inspection equipment.

Isolation Valves

In addition, AVK has a PN16 or PN35 Isolation Valve known as Series 29, providing you with an even wider choice of outlet and inlet flange options.

We have your back

AVK has quality control processes at every step of the local manufacturing process, including coating and individual pressure testing at the AVK Wingfield, SA facility. You have the assurance of the 5 year Quality Assurance Guarantee backing for materials and workmanship where AVK will repair or replace your product.*



Series 29, Model 589 (NZ)



Series 30 Model 00 (AU)



SCAN/CLICK TO SEE
OUR OFFER ONLINE



**29/00-001**

Isolation valve
Ductile Iron
EPDM rubber
Epoxy coated to AS/NZS
4158
Clockwise Close
Product class: PN16
Flange drilling: AS/NZS 4087
B5



AVK ref. no.	DN mm	Theoretical weight/kg	Deliv. code	Gross Price NZD
29-085-00-82113312	80	21	B	852.39
29-085-00-82123312	100	21	B	852.39
29-085-00-83113312	80	21	A	852.39
29-085-00-83123312	100	21	A	852.39

Note: Not for use in
wastewater systems

29/12-001

Isolation Valve
Ductile Iron
EPDM rubber
Epoxy coated to AS/NZS
4158
Clockwise Close
Product class: PN35
Flange drilling: AS/NZS 4087
B6



AVK ref. no.	DN mm	Theoretical weight/kg	Deliv. code	Gross Price NZD
29-095-21-82111312	80	19	C	1,155.77
29-095-21-83111312	80	19	C	1,155.77
29-105-12-82111312	100	22	C	1,155.77
29-105-12-83111312	100	22	C	1,155.77

Note: Not for use in
wastewater systems

29/010-001

Hydrant, SA
Ductile Iron
EPDM rubber
Epoxy coated to AS/NZS
4158
Clockwise Close
Product class: PN16
Flange drilling: AS/NZS 4087
B5



AVK ref. no.	DN mm	Theoretical weight / kg	Deliv. code	Gross Price NZD
29-010-8-4157302	80	14.8	A	449.73

Note: Not for use in
wastewater systems

29/088-001

Hydrant, WA
Ductile Iron
EPDM rubber
Epoxy coated to AS/NZS
4158
Clockwise Close
Product class: PN16
Flange drilling: AS/NZS 4087
B5



AVK ref. no.	DN mm	Theoretical weight/kg	Deliv. code	Gross Price NZD
29-088-8-2277302	100	16	A	591.23

Note: Not for use in
wastewater systems

29/288-003

Hydrant, NT
Ductile Iron
EPDM rubber
Epoxy coated to AS/NZS
4158
Clockwise Close
Product class: PN16
Flange drilling: AS/NZS 4087
B5



AVK ref. no.	DN mm	Theoretical weight/kg	Deliv. code	Gross Price NZD
29-288-8-2285102	80	16	A	706.03

Note: Not for use in
wastewater systems



29/588-001

Hydrant, Squat Model NZ
 Ductile Iron
 EPDM rubber
 Epoxy coated to AS/NZS 4158
 Clockwise Close
 Product class: PN16
 Flange drilling: AS/NZS 4087 B5
Note: Not for use in wastewater systems



AVK ref. no.	DN mm	Theoretical weight/kg	Deliv. code	Gross Price NZD
29-588-8-2185102	80	16	A	635.71

29/589-001

Hydrant, Tall Model NZ
 Ductile Iron
 EPDM rubber
 Epoxy coated to AS/NZS 4158
 Clockwise Close
 Product class: PN16
 Flange drilling: AS/NZS 4087 B5
Note: Not for use in wastewater systems



AVK ref. no.	DN mm	Theoretical weight/kg	Deliv. code	Gross Price NZD
29-589-3-2185102	80	20	B	701.72

30/00-001

Hydrant, Spring
 Ductile Iron
 EPDM rubber
 Epoxy coated to AS/NZS 4158
 Product class: PN16
 Flange drilling: AS/NZS 4087 B5
Note: Not for use in wastewater systems



AVK ref. no.	DN mm	Theoretical weight/kg	Deliv. code	Gross Price NZD
30-080-00-15112	80	13	A	193.71
30-080-00-15145 ⁽¹⁾	80	13	A	202.52
30-080-00-25112	100	14	A	207.18
30-080-00-25145 ⁽¹⁾	100	14	A	216.59
30-080-00-35112	80/100	14	A	207.18
30-080-00-35145 ⁽¹⁾	80/100	14	C	216.59

⁽¹⁾ Lilac yoke



30/10-001

Hydrant, Spring, Swab
 Ductile Iron
 EPDM rubber
 Epoxy coated to AS/NZS 4158
 Product class: PN16
 Flange drilling: AS/NZS 4087 B5
Note: Not for use in wastewater systems



AVK ref. no.	DN mm	Theoretical weight/kg	Deliv. code	Gross Price NZD
30-080-10-15112		13	B	270.40
30-080-10-15145 ⁽¹⁾	80	13	C	270.40
30-080-10-25112	80	14	A	293.28
30-080-10-25145 ⁽¹⁾	80	14	C	293.28
30-080-10-35112	80	14	A	187.24
30-080-10-35145 ⁽¹⁾	100	14	C	187.24

⁽¹⁾ Lilac yoke



851/00-001

Air relief valve, ABS float
Ductile Iron
EPDM rubber, WRAS
approved
Blue epoxy RAL 5017 300
my



AVK ref. no.	DN mm	Product PN Class	Theoretical weight/kg	Deliv. code	Gross Price NZD
851-025-00-822000	25	PN16	4.0	C	230.67

851/10-004

Air relief valve, flanged
Ductile Iron
EPDM rubber, WRAS
approved
Epoxy coated to AS/NZS
4158
Product class: PN25
Flange drilling: AS/NZS 4087
B6
Note: Not for use in
wastewater systems



AVK ref. no.	DN mm	Theoretical weight/kg	Deliv. code	Gross Price NZD
851-050-10-923008	50	20	C	817.09
851-080-10-923008	80	32	C	1,346.65
851-100-10-923008	100	52	C	1,876.21
851-150-10-923008	150	73	C	1,986.67

851/20-008

Air relief valve, flanged
Ductile Iron
EPDM rubber, WRAS
approved
Epoxy coated to AS/NZS
4158
Product class: PN16
Flange drilling: AS/NZS 4087
B5
Note: Not for use in
wastewater systems



AVK ref. no.	DN mm	Flange drilling	Theoretical weight/kg	Deliv. code	Gross Price NZD
851-050-20-523000	50	AS 4087 B5	21	A	716.37
851-080-20-523000	80	AS 4087 B5	32	A	1,224.81
851-100-20-523000	100	AS 4087 B5	52	A	1,699.15
851-150-20-523000	150	AS 4087 B5	73	A	1,786.87

851/50-002

Air relief valve, flanged
Ductile Iron
EPDM rubber
Epoxy coated to AS/NZS
4158
Product class: PN16
Flange drilling: AS/NZS 4087
B5



AVK ref. no.	DN mm	Theoretical weight/kg	Deliv. code	Gross Price NZD
851-080-50-523000	80	270	C	8,006.78

AVK CONTROL VALVES

SMART PRESSURE MANAGEMENT

AVK offers a wide range of control valves used for pressure reducing, pressure sustaining, flow maintaining, pressure relief and modulating level control, all with one thing in common, the consistently high quality in design and materials.

AVK control valves operate by means of the water pressure in the pipeline and are therefore a cost effective non energy consuming valve. All valves are auto adaptive meaning they react automatically to the different boundaries or pre-set conditions.


In addition, the valves can be fitted with or interact with other electronic devices to be a part of an intelligent system.

The most common types of control valves are PRV and PSV valves:

- A pressure reducing control valve (PRV) automatically reduces a higher inlet pressure to a lower outlet pressure regardless of changes in flow rate or inlet pressure.
- A pressure sustaining control valve (PSV) automatically maintains a minimum pre-set inlet pressure regardless of changes in flow rate.



The application of AVK control valves are vast, and we at AVK are committed to assist you in finding the right solution. Therefore, our product team is ready to assist with sizing and layout according to your needs and specifications.



Design features of the main valve

- Main valve design in ductile iron casting with fusion bonded epoxy coating to the highest standards.
- The uniquely designed diaphragm secures fast reaction to changes in pressure.
- Diaphragm in drinking water approved EPDM.
- Parabolic plug design provides precise regulation and stability at low flow. Additionally, it reduces noise and vibration.
- Lifted seat design prevents damage inside the valve body caused by cavitation. For extreme flow and pressure conditions, an anti-cavitation trim can be installed.

Feature of the pilot system

- All AVK pilot systems enable easy fitting or changeover of the valve application without replacing the main valve.
- Pilot systems are always offered in stainless steel 304 or 316 and provides independent adjustment of pilots controlling pressure pre-set values.

SCAN/CLICK TO SEE
OUR OFFER ONLINE



**872/00-011**

Needle valve, AUMA gearbox for ON/OFF
Face to face according to EN 558 Table 2 Basic Series 15
Ductile Iron



Representative items only, consult AVK for the full product offer.

AVK ref. no.	DN mm	Flange drilling	L mm	Theoretical weight/kg	Deliv. code	Gross Price NZD
872-0200-00-10100100500	200	PN16	400	102	C	20,014.20
872-0250-00-10100100500	250	PN16	450	153	C	24,372.48
872-0300-00-10100100500	300	PN16	500	222	C	36,926.37
872-0350-00-10100100500	350	PN16	550	274	C	47,265.75
872-0400-00-10100100500	400	PN16	600	367	C	53,366.90
872-0450-00-10100100500	450	PN16	650	452	C	58,344.72
872-0500-00-10100100500	500	PN16	700	554	C	76,806.84
872-0600-00-10100100500	600	PN16	800	826	C	120,160.22
872-0700-00-10100100500	700	PN16	900	1097	C	155,090.73
872-0800-00-10100100500	800	PN16	1000	1597	C	211,218.80
872-0900-00-10100100500	900	PN16	1100	2068	C	269,164.79
872-1000-00-10100100500	1000	PN16	1200	2617	C	359,072.18
872-1200-00-10100100500	1200	PN16	1400	3872	C	506,629.71

872/00-012

Needle valve, AUMA gearbox for ON/OFF
Face to face according to EN 558 Table 2 Basic Series 15
Ductile Iron



Representative items only, consult AVK for the full product offer.

AVK ref. no.	DN mm	Flange drilling	L mm	Theoretical weight/kg	Deliv. code	Gross Price NZD
872-0200-00-70100100500	200	PN25	400	105	C	20,014.20
872-0250-00-70100100500	250	PN25	450	161	C	25,997.45
872-0300-00-70100100500	300	PN25	500	289	C	37,222.20
872-0350-00-70100100500	350	PN25	550	336	C	48,078.23
872-0400-00-70100100500	400	PN25	600	430	C	53,765.65
872-0450-00-70100100500	450	PN25	650	511	C	58,936.41
872-0500-00-70100100500	500	PN25	700	683	C	96,008.55
872-0600-00-70100100500	600	PN25	800	931	C	124,072.59
872-0700-00-70100100500	700	PN25	900	1281	C	158,488.59
872-0800-00-70100100500	800	PN25	1000	1839	C	214,172.91

869/300X-001

Control valve, pressure reducing, PN10/16, full bore
Face to face: EN 558-2, series 1
Ductile Iron
EPDM rubber, WRAS approved
Blue epoxy RAL 5017 300 my



Note: Not for use in wastewater systems
Representative items only, consult AVK for the full product offer.

AVK ref. no.	DN mm	Flange drilling	Pilot range bar	Theoretical weight/kg	Deliv. code	Gross Price NZD
869-0050-30-1340000	50	PN10/16	0.6 - 6	18	C	3,557.49
869-0050-30-1340001	50	PN10/16	5 - 10	18	C	3,557.49
869-0050-30-1340002	50	PN10/16	10 - 16	18	C	3,557.49
869-0050-30-1340003	50	PN10/16	0.1 - 1	18	C	3,557.49
869-0065-30-1340000	65	PN10/16	0.6 - 6	23	C	3,716.63
869-0065-30-1340001	65	PN10/16	5 - 10	23	C	3,716.63
869-0065-30-1340002	65	PN10/16	10 - 16	23	C	3,716.63
869-0065-30-1340003	65	PN10/16	0.1 - 1	23	C	3,716.63
869-0080-30-1340000	80	PN10/16	0.6 - 6	26	C	3,918.19
869-0080-30-1340001	80	PN10/16	5 - 10	26	C	3,918.19
869-0080-30-1340002	80	PN10/16	10 - 16	26	C	3,918.19
869-0080-30-1340003	80	PN10/16	0.1 - 1	26	C	3,918.19
869-0100-30-1340000	100	PN10/16	0.6 - 6	36	C	4,190.48
869-0100-30-1340001	100	PN10/16	5 - 10	36	C	4,190.48
869-0100-30-1340002	100	PN10/16	10 - 16	36	C	4,190.48
869-0100-30-1340003	100	PN10/16	0.1 - 1	36	C	4,190.48
869-0150-30-1340000	150	PN10/16	0.6 - 6	82	C	6,025.80
869-0150-30-1340001	150	PN10/16	5 - 10	82	C	6,025.80
869-0150-30-1340002	150	PN10/16	10 - 16	82	C	6,025.80
869-0150-30-1340003	150	PN10/16	0.1 - 1	82	C	6,025.80
869-0200-30-1340000	200	PN16	0.6 - 6	138	C	7,224.61
869-0200-30-1340001	200	PN16	5 - 10	138	C	7,224.61
869-0200-30-1340002	200	PN16	10 - 16	138	C	7,224.61
869-0200-30-1340003	200	PN16	0.1 - 1	138	C	7,224.61
869-0250-30-1340000	250	PN16	0.6 - 6	199	C	8,794.72
869-0250-30-1340001	250	PN16	5 - 10	199	C	8,794.72
869-0250-30-1340002	250	PN16	10 - 16	199	C	8,794.72
869-0250-30-1340003	250	PN16	0.1 - 1	199	C	8,794.72
869-0300-30-1340000	300	PN16	0.6 - 6	256	C	10,371.88
869-0300-30-1340001	300	PN16	5 - 10	256	C	10,371.88
869-0300-30-1340002	300	PN16	10 - 16	256	C	10,371.88
869-0300-30-1340003	300	PN16	0.1 - 1	256	C	10,371.88



869/301X-001

Control valve, pressure sustaining/relief, PN10/16, full bore

Face to face: EN 558-2, series 1

Ductile Iron

EPDM rubber, WRAS approved

Blue epoxy RAL 5017 300 my

Note: Not for use in wastewater systems

Representative items only, consult AVK for the full product offer.



AVK ref. no.	DN mm	Flange drilling	Pilot range bar	Theoretical weight/kg	Deliv. code	Gross Price NZD
869-0050-30-1340010	50	PN10/16	1.5 - 6	18	C	3,861.62
869-0050-30-1340011	50	PN10/16	5 - 10	18	C	3,861.62
869-0050-30-1340012	50	PN10/16	10 - 16	18	C	3,861.62
869-0050-30-1340018	50	PN10/16	0.3 - 1.5	18	C	3,861.62
869-0065-30-1340010	65	PN10/16	1.5 - 6	23	C	4,020.76
869-0065-30-1340011	65	PN10/16	5 - 10	23	C	4,020.76
869-0065-30-1340012	65	PN10/16	10 - 16	23	C	4,020.76
869-0065-30-1340018	65	PN10/16	0.3 - 1.5	23	C	4,020.76
869-0080-30-1340010	80	PN10/16	1.5 - 6	26	C	4,222.31
869-0080-30-1340011	80	PN10/16	5 - 10	26	C	4,222.31
869-0080-30-1340012	80	PN10/16	10 - 16	26	C	4,222.31
869-0080-30-1340018	80	PN10/16	0.3 - 1.5	26	C	4,222.31
869-0100-30-1340010	100	PN10/16	1.5 - 6	36	C	4,491.07
869-0100-30-1340011	100	PN10/16	5 - 10	36	C	4,491.07
869-0100-30-1340012	100	PN10/16	10 - 16	36	C	4,491.07
869-0100-30-1340018	100	PN10/16	0.3 - 1.5	36	C	4,491.07
869-0150-30-1340010	150	PN10/16	1.5 - 6	82	C	6,329.94
869-0150-30-1340011	150	PN10/16	5 - 10	82	C	6,329.94
869-0150-30-1340012	150	PN10/16	10 - 16	82	C	6,329.94
869-0150-30-1340018	150	PN10/16	0.3 - 1.5	82	C	6,329.94
869-0200-30-0340010	200	PN10	1.5 - 6	138	C	7,528.74
869-0200-30-0340011	200	PN10	5 - 10	138	C	7,528.74
869-0200-30-0340018	200	PN10	0.3 - 1.5	138	C	7,528.74
869-0200-30-1340010	200	PN16	1.5 - 6	138	C	7,528.74
869-0200-30-1340011	200	PN16	5 - 10	138	C	7,528.74
869-0200-30-1340012	200	PN16	10 - 16	138	C	7,528.74
869-0200-30-1340018	200	PN16	0.3 - 1.5	138	C	7,528.74
869-0250-30-0340010	250	PN10	1.5 - 6	199	C	9,095.31
869-0250-30-0340011	250	PN10	5 - 10	199	C	10,185.31
869-0250-30-0340018	250	PN10	0.3 - 1.5	199	C	9,095.31
869-0250-30-1340010	250	PN16	1.5 - 6	199	C	9,095.31
869-0250-30-1340011	250	PN16	5 - 10	199	C	9,095.31
869-0250-30-1340012	250	PN16	10 - 16	199	C	9,095.31
869-0250-30-1340018	250	PN16	0.3 - 1.5	199	C	9,095.31
869-0300-30-0340010	300	PN10	1.5 - 6	256	C	10,676.02
869-0300-30-0340011	300	PN10	5 - 10	256	C	10,676.02
869-0300-30-0340018	300	PN10	0.3 - 1.5	256	C	10,676.02
869-0300-30-1340010	300	PN16	1.5 - 6	256	C	10,676.02
869-0300-30-1340011	300	PN16	5 - 10	256	C	10,676.02
869-0300-30-1340012	300	PN16	10 - 16	256	C	10,676.02
869-0300-30-1340018	300	PN16	0.3 - 1.5	256	C	10,676.02



869/302X-001

Control valve, constant flow, PN10/16, full bore
Face to face: EN 558-2, series 1
Ductile Iron
EPDM rubber, WRAS approved
Blue epoxy RAL 5017 300 my



Note: Not for use in wastewater systems
Representative items only, consult AVK for the full product offer.

AVK ref. no.	DN mm	Flange drilling	Flow range m3/h	Theoretical weight/kg	Deliv. code	Gross Price NZD
869-0050-30-1340020	50	PN10/16	3 - 8	20	C	3,946.49
869-0050-30-1340021	50	PN10/16	9 - 25	20	C	3,946.49
869-0050-30-1340022	50	PN10/16	15 - 28	20	C	3,946.49
869-0065-30-1340020	65	PN10/16	5 - 15	25	C	4,165.72
869-0065-30-1340021	65	PN10/16	8 - 20	25	C	4,165.72
869-0065-30-1340022	65	PN10/16	17 - 42	25	C	4,165.72
869-0080-30-1340020	80	PN10/16	7 - 18	28	C	4,423.88
869-0080-30-1340021	80	PN10/16	14 - 36	28	C	4,423.88
869-0080-30-1340022	80	PN10/16	27 - 65	28	C	4,423.88
869-0100-30-1340020	100	PN10/16	7 - 18	38	C	4,710.33
869-0100-30-1340021	100	PN10/16	14 - 34	38	C	4,710.33
869-0100-30-1340022	100	PN10/16	23 - 57	38	C	4,710.33
869-0100-30-1340023	100	PN10/16	47 - 113	38	C	4,710.33
869-0150-30-1340020	150	PN10/16	30 - 75	84	C	6,955.86
869-0150-30-1340021	150	PN10/16	50 - 120	84	C	6,955.86
869-0150-30-1340022	150	PN10/16	80 - 200	84	C	6,955.86
869-0150-30-1340023	150	PN10/16	115 - 254	84	C	6,955.86
869-0200-30-0340020	200	PN10	50 - 130	140	C	8,289.04
869-0200-30-034-0021	200	PN10	115 - 290	140	C	8,289.04
869-0200-30-0340022	200	PN10	150 - 339	140	C	8,289.04
869-0200-30-0340023	200	PN10	190 - 339	140	C	8,289.04
869-0200-30-1340020	200	PN16	50 - 130	140	C	8,289.04
869-0200-30-134-0021	200	PN16	115 - 290	140	C	8,289.04
869-0200-30-1340022	200	PN16	150 - 365	140	C	8,289.04
869-0200-30-1340023	200	PN16	190 - 452	140	C	8,289.04
869-0250-30-0340020	250	PN10	85 - 200	201	C	10,120.82
869-0250-30-0340021	250	PN10	140 - 350	201	C	10,120.82
869-0250-30-0340022	250	PN10	230 - 530	201	C	10,120.82
869-0250-30-0340023	250	PN10	280 - 530	201	C	10,120.82
869-0250-30-1340020	250	PN16	85 - 200	201	C	10,120.82
869-0250-30-1340021	250	PN16	140 - 350	201	C	10,120.82
869-0250-30-1340022	250	PN16	230 - 570	201	C	10,120.82
869-0250-30-1340023	250	PN16	280 - 690	201	C	10,120.82
869-0300-30-0340020	300	PN10	120 - 300	258	C	11,881.88
869-0300-30-0340021	300	PN10	175 - 430	258	C	11,881.88
869-0300-30-0340022	300	PN10	340 - 762	258	C	11,881.88
869-0300-30-0340023	300	PN10	460 - 762	258	C	11,881.88
869-0300-30-1340020	300	PN16	120 - 300	258	C	11,881.88
869-0300-30-1340021	300	PN16	175 - 430	258	C	11,881.88
869-0300-30-1340022	300	PN16	340 - 825	258	C	11,881.88
869-0300-30-1340023	300	PN16	460 - 1018	258	C	11,881.88

869/303H-001

Control valve, one-way altitude level/constant flow, PN10/16, full bore
Face to face: EN 558-2, series 1
Ductile Iron
EPDM rubber, WRAS approved
Blue epoxy RAL 5017 300 my



Note: Not for use in wastewater systems
Representative items only, consult AVK for the full product offer.

AVK ref. no.	DN mm	Flange drilling	Altitude bar	Flow range m3/h	Theoretical weight/kg	Deliv. code	Gross Price NZD
869-0050-30-134003A	50	PN10/16	0.01 - 0.6	3 - 8	20	C	5,124.07
869-0050-30-134003B	50	PN10/16	0.01 - 0.6	9 - 25	20	C	5,124.07
869-0050-30-134003C	50	PN10/16	0.01 - 0.6	15 - 28	20	C	5,124.07
869-0050-30-134003E	50	PN10/16	0.5 - 2.1	3 - 8	20	C	5,124.07
869-0050-30-134003F	50	PN10/16	0.5 - 2.1	9 - 25	20	C	5,124.07
869-0050-30-134003G	50	PN10/16	0.5 - 2.1	15 - 28	20	C	5,124.07
869-0065-30-134003A	65	PN10/16	0.01 - 0.6	5 - 15	25	C	5,346.84
869-0065-30-134003B	65	PN10/16	0.01 - 0.6	8 - 20	25	C	5,346.84
869-0065-30-134003C	65	PN10/16	0.01 - 0.6	17 - 42	25	C	5,346.84
869-0065-30-134003E	65	PN10/16	0.5 - 2.1	5 - 15	25	C	5,346.84
869-0065-30-134003F	65	PN10/16	0.5 - 2.1	8 - 20	25	C	5,346.84
869-0065-30-134003G	65	PN10/16	0.5 - 2.1	17 - 42	25	C	5,346.84
869-0080-30-134003A	80	PN10/16	0.01 - 0.6	7 - 18	28	C	5,619.14
869-0080-30-134003B	80	PN10/16	0.01 - 0.6	14 - 36	28	C	5,619.14
869-0080-30-134003C	80	PN10/16	0.01 - 0.6	27 - 65	28	C	5,619.14
869-0080-30-134003E	80	PN10/16	0.5 - 2.1	7 - 8	28	C	5,619.14
869-0080-30-134003F	80	PN10/16	0.5 - 2.1	14 - 36	28	C	5,619.14
869-0080-30-134003G	80	PN10/16	0.5 - 2.1	27 - 65	28	C	5,619.14
869-0100-30-134003A	100	PN10/16	0.01 - 0.6	7 - 8	38	C	5,902.03
869-0100-30-134003B	100	PN10/16	0.01 - 0.6	14 - 34	38	C	5,902.03
869-0100-30-134003C	100	PN10/16	0.01 - 0.6	23 - 57	38	C	5,902.03



Needle Valves and Control Valves

AVK ref. no.	DN mm	Flange drilling	Altitude bar	Flow range m3/h	Theoretical weight/kg	Deliv. code	Gross Price NZD
869-0100-30-134003D	100	PN10/16	0.01 - 0.6	47 - 113	38	C	5,902.03
869-0100-30-134003E	100	PN10/16	0.5 - 2.1	7 - 18	38	C	5,902.03
869-0100-30-134003F	100	PN10/16	0.5 - 2.1	14 - 34	38	C	5,902.03
869-0100-30-134003G	100	PN10/16	0.5 - 2.1	23 - 57	38	C	5,902.03
869-0100-30-134003H	100	PN10/16	0.5 - 2.1	47 - 113	38	C	5,902.03
869-0150-30-134003A	150	PN10/16	0.01 - 0.6	30 - 75	84	C	8,165.26
869-0150-30-134003B	150	PN10/16	0.01 - 0.6	50 - 120	84	C	8,165.26
869-0150-30-134003C	150	PN10/16	0.01 - 0.6	80 - 200	84	C	8,165.26
869-0150-30-134003D	150	PN10/16	0.01 - 0.6	115 - 254	84	C	8,165.26
869-0150-30-134003E	150	PN10/16	0.5 - 2.1	30 - 75	84	C	8,165.26
869-0150-30-134003F	150	PN10/16	0.5 - 2.1	50 - 120	84	C	8,165.26
869-0150-30-134003G	150	PN10/16	0.5 - 2.1	80 - 200	84	C	8,165.26
869-0150-30-134003H	150	PN10/16	0.5 - 2.1	115 - 254	84	C	8,165.26
869-0200-30-034003A	200	PN10	0.01 - 0.6	50 - 130	140	C	9,516.13
869-0200-30-034003B	200	PN10	0.01 - 0.6	115 - 290	140	C	9,516.13
869-0200-30-034003C	200	PN10	0.01 - 0.6	150 - 339	140	C	9,516.13
869-0200-30-034003D	200	PN10	0.01 - 0.6	190 - 339	140	C	9,516.13
869-0200-30-034003E	200	PN10	0.5 - 2.1	50 - 130	140	C	9,516.13
869-0200-30-034003F	200	PN10	0.5 - 2.1	115 - 290	140	C	9,516.13
869-0200-30-034003G	200	PN10	0.5 - 2.1	150 - 339	140	C	9,516.13
869-0200-30-034003H	200	PN10	0.5 - 2.1	190 - 339	140	C	9,516.13
869-0200-30-134003A	200	PN16	0.01 - 0.6	50 - 130	140	C	9,516.13
869-0200-30-134003B	200	PN16	0.01 - 0.6	115 - 290	140	C	9,516.13
869-0200-30-134003C	200	PN16	0.01 - 0.6	150 - 365	140	C	9,516.13
869-0200-30-134003D	200	PN16	0.01 - 0.6	190 - 452	140	C	9,516.13
869-0200-30-134003E	200	PN16	0.5 - 2.1	50 - 130	140	C	9,516.13
869-0200-30-134003F	200	PN16	0.5 - 2.1	115 - 290	140	C	9,516.13
869-0200-30-134003G	200	PN16	0.5 - 2.1	150 - 365	140	C	9,516.13
869-0200-30-134003H	200	PN16	0.5 - 2.1	190 - 452	140	C	9,516.13
869-0250-30-034003A	250	PN10	0.01 - 0.6	85 - 200	201	C	11,351.45
869-0250-30-034003B	250	PN10	0.01 - 0.6	140 - 350	201	C	11,351.45
869-0250-30-034003C	250	PN10	0.01 - 0.6	230 - 530	201	C	11,351.45
869-0250-30-034003D	250	PN10	0.01 - 0.6	280 - 530	201	C	11,351.45
869-0250-30-034003E	250	PN10	0.5 - 2.1	85 - 200	201	C	11,351.45
869-0250-30-034003F	250	PN10	0.5 - 2.1	140 - 350	201	C	11,351.45
869-0250-30-034003G	250	PN10	0.5 - 2.1	230 - 530	201	C	11,351.45
869-0250-30-034003H	250	PN10	0.5 - 2.1	280 - 530	201	C	11,351.45
869-0250-30-134003A	250	PN16	0.01 - 0.6	85 - 200	201	C	11,351.45
869-0250-30-134003B	250	PN16	0.01 - 0.6	140 - 350	201	C	11,351.45
869-0250-30-134003C	250	PN16	0.01 - 0.6	230 - 570	201	C	11,351.45
869-0250-30-134003D	250	PN16	0.01 - 0.6	280 - 690	201	C	11,351.45
869-0250-30-134003E	250	PN16	0.5 - 2.1	85 - 200	201	C	11,351.45
869-0250-30-134003F	250	PN16	0.5 - 2.1	140 - 350	201	C	11,351.45
869-0250-30-134003G	250	PN16	0.5 - 2.1	230 - 570	201	C	11,351.45
869-0250-30-134003H	250	PN16	0.5 - 2.1	280 - 690	201	C	11,351.45
869-0300-30-034003A	300	PN10	0.01 - 0.6	120 - 300	258	C	13,112.50
869-0300-30-034003B	300	PN10	0.01 - 0.6	175 - 430	258	C	13,112.50
869-0300-30-034003C	300	PN10	0.01 - 0.6	340 - 762	258	C	13,112.50
869-0300-30-034003D	300	PN10	0.01 - 0.6	460 - 762	258	C	13,112.50
869-0300-30-034003E	300	PN10	0.5 - 2.1	120 - 300	258	C	13,112.50
869-0300-30-034003F	300	PN10	0.5 - 2.1	175 - 430	258	C	13,112.50
869-0300-30-034003G	300	PN10	0.5 - 2.1	340 - 762	258	C	13,112.50
869-0300-30-034003H	300	PN10	0.5 - 2.1	460 - 762	258	C	13,112.50
869-0300-30-134003A	300	PN16	0.01 - 0.6	120 - 300	258	C	13,112.50
869-0300-30-134003B	300	PN16	0.01 - 0.6	175 - 430	258	C	13,112.50
869-0300-30-134003C	300	PN16	0.01 - 0.6	340 - 825	258	C	13,112.50
869-0300-30-134003D	300	PN16	0.01 - 0.6	460 - 1018	258	C	13,112.50
869-0300-30-134003E	300	PN16	0.5 - 2.1	120 - 300	258	C	13,112.50
869-0300-30-134003F	300	PN16	0.5 - 2.1	175 - 430	258	C	13,112.50
869-0300-30-134003G	300	PN16	0.5 - 2.1	340 - 825	258	C	13,112.50
869-0300-30-134003H	300	PN16	0.5 - 2.1	460 - 1018	258	C	13,112.50



764/51-001

Resilient seated, quarter turn, eccentric plug valve with welded nickel seat
 Face-to-face dimension according to AS2638.2
 Ductile Iron
 NBR rubber
 Clockwise Close



AVK ref. no.	DN mm	Flange drilling	Theoretical weight/kg	Deliv. code	Gross Price NZD
764-080-51-5301200000	80	AS2129 D	21	C	1,378.48
764-100-51-5301200000	100	AS2129 D	29	C	1,664.68
764-150-51-5301200000	150	AS2129 D	45	C	2,289.60
764-200-51-5301200000	200	AS2129 D	76	C	3,392.39
764-250-51-5301200000	250	AS2129 D	115	C	4,513.55
764-300-51-5301200000	300	AS2129 D	167	C	5,776.50

764/51-002

Resilient seated, quarter turn, eccentric plug valve with welded nickel seat
 Face-to-face dimension according to AS2638.2
 Ductile Iron
 NBR rubber
 Clockwise Close



AVK ref. no.	DN mm	Flange drilling	Theoretical weight/kg	Deliv. code	Gross Price NZD
764-080-51-5301200020	80	AS 4087 B5	31	C	1,753.94
764-100-51-5301200020	100	AS 4087 B5	39	C	2,113.67
764-150-51-5301200020	150	AS 4087 B5	61	C	3,279.47
764-200-51-5301200020	200	AS 4087 B5	101	C	4,405.89
764-250-51-5301200020	250	AS 4087 B5	172	C	6,674.48
764-300-51-5301200020	300	AS 4087 B5	224	C	9,336.92



COUPLINGS & CLAMPS

HIGH-PRESSURE COUPLING WANG ULTRA-GIB

Our Australian made WANG PN35 Ultra-gib high-pressure couplings are manufactured at Wangaratta, Victoria, of full stainless steel construction, and are ideal for joining high-pressure pipelines in both repair and new installations.



To support the local water industry needs AVK has designed a coupling specifically for local conditions, manufactured and tested in-house to the highest available standards – a quality you have grown to Expect from AVK.

The design encompasses a belled sleeve to meet the demands of pipe deflection and support the high PN35 pressure rating. The couplings are manufactured from 316-grade stainless steel and supplied with Nitrile rubber gaskets approved for potable water use.

All couplings have 316 stainless steel bolts and nuts coated for anti-galling. The couplings connect a dedicated pipe OD with a maximum variance of plus or minus 3mm. Currently, included in the range, we have from 122mm OD pipe to 507mm OD, with plans to extend beyond these sizes.

Ask AVK to help select the right high-pressure coupling for your application.

Made for Australian conditions -
locally manufactured



SCAN/CLICK TO SEE
OUR OFFER ONLINE



**601/511-001**

Coupling, Supa-Gib, Straight
Stainless Steel
NBR rubber
SS/FC/S Non-restrained
mechanical
For connecting pipes with
equal or unequal diameters
(excluding PE) With SS A4
bolts & A4 PTFE coated nuts
Product class: PN16



AVK ref. no.	DN mm	Product PN Class	Seal range mm	B mm	E mm	Theoretical weight/kg	Deliv. code	Gross Price NZD
601-5-0133-11	100	PN16	109-133	110	6°	6.0	A	159.24
601-5-0133-15	100	PN16	109-133	176	6°	7.0	A	167.54
601-5-0182-11	150	PN16	158-182	110	6°	7.4	A	198.01
601-5-0182-15	150	PN16	158-182	176	6°	8.2	A	209.08
601-5-0238-13	200	PN16	214-238	136	6°	11	A	372.51
601-5-0238-15	200	PN16	214-238	176	6°	12	A	385.82
601-5-0264-13	225	PN16	240-264	136	6°	12	B	493.73
601-5-0264-15	225	PN16	240-264	176	6°	13	A	509.99
601-5-0296-15	250	PN16	272-296	176	6°	15	B	530.68
601-5-0334-15	300	PN16	310-334	176	6°	21	B	573.55
601-5-0334-17	300	PN16	310-334	216	6°	22	B	573.55
601-5-0354-15	300	PN16	330-354	176	6°	22	C	603.11
601-5-0354-17	300	PN16	330-354	216	6°	23	A	724.33
601-5-0434-17	375	PN16	410-434	216	5°	38	A	1,002.08
601-5-0512-17	450	PN16	488-512	216	4°	51	B	1,021.08
601-5-0566-17	500	PN16	542-566	216	4°	57	A	1,520.60
601-5-0672-17	600	PN16	648-672	216	3°	73	B	1,836.73

**601/511-002**

Coupling, Supa-Gib, Straight
Stainless Steel
NBR rubber
SS/FC/G Non-restrained
mechanical
For connecting pipes with
equal or unequal diameters
(excluding PE)
Galvanised fasteners
Product class: PN16



AVK ref. no.	DN mm	Seal range mm	B mm	E mm	Theoretical weight/kg	Deliv. code	Gross Price NZD
601-5-0133-1101	100	109-133	110	6°	6.0	B	138.33
601-5-0133-1501	100	109-133	176	6°	7.0	A	138.33
601-5-0182-1101	150	158-182	110	6°	7.5	B	178.20
601-5-0182-1501	150	158-182	176	6°	8.2	B	178.20
601-5-0238-1301	200	214-238	136	6°	12	B	335.26
601-5-0238-1501	200	214-238	176	6°	12	B	335.26
601-5-0264-1301	225	240-264	136	6°	12	C	444.35
601-5-0264-1501	225	240-264	176	6°	13	C	444.35
601-5-0296-1501	250	272-296	176	6°	15	B	477.62
601-5-0334-1501	300	310-334	176	6°	21	C	516.19
601-5-0334-1701	300	310-334	216	6°	22	C	516.19
601-5-0354-1501	300	330-354	176	6°	22	C	542.80
601-5-0354-1701	300	330-354	216	6°	23	C	542.80





601/517-003

Coupling, Supa-Gib, Straight
Stainless Steel
NBR rubber
Long, SS/SS/S Non
restrained for connecting
pipes with equal or unequal
diameters (excluding PE)
With SS A4 bolts & A4 PTFE
coated nuts
Product class: PN16-9



AVK ref. no.	DN mm	Product PN Class	Seal range mm	B mm	Theoretical weight/kg	Deliv. code	Gross Price NZD
601-5-0366-171	300	PN16	342-366	216	31	C	610.75
601-5-0394-171	350	PN16	370-394	216	35	C	839.78
601-5-0404-171	375	PN16	380-404	216	36	C	2,110.95
601-5-0420-171	375	PN16	396-420	216	37	B	1,784.73
601-5-0426-171	375	PN16	402-426	216	37	C	2,122.25
601-5-0434-171	375	PN16	410-434	216	38	B	1,771.17
601-5-0446-171	375	PN16	422-466	216	39	C	2,456.94
601-5-0450-171	375	PN16	426-450	216	42	C	2,445.93
601-5-0460-171	400	PN16	436-460	216	47	C	2,460.61
601-5-0471-171	400	PN16	447-471	216	48	C	2,518.11
601-5-0512-171	450	PN16	488-512	216	51	B	2,319.69
601-5-0522-171	450	PN16	498-522	216	52	B	2,325.95
601-5-0554-171	500	PN16	530-554	216	56	C	3,015.08
601-5-0566-171	500	PN16	542-566	216	57	C	3,260.03
601-5-0576-171	500	PN16	552-576	216	58	B	3,260.04
601-5-0584-171	525	PN16	560-584	216	58	C	3,839.21
601-5-0589-171	525	PN16	565-589	216	59	C	3,843.02
601-5-0598-171	525	PN16	574-598	216	59	C	3,678.63
601-5-0604-171	525	PN16	580-604	216	63	C	3,937.19
601-5-0620-171	525	PN16	596-620	216	68	C	4,086.34
601-5-0626-171	600	PN16	602-626	216	69	C	4,279.05
601-5-0632-171	600	PN16	608-632	216	69	C	4,282.85
601-5-0644-171	600	PN16	620-644	216	70	C	4,290.76
601-5-0654-171	600	PN16	630-654	216	71	C	4,297.01
601-5-0672-171	600	PN16	648-672	216	73	C	3,487.03
601-5-0678-171	600	PN16	654-678	216	73	C	4,113.29
601-5-0682-171	600	PN16	658-682	216	74	C	3,721.63
601-5-0724-171	600	PN16	700-724	216	78	C	5,008.74
601-5-0738-171	675	PN16	714-738	216	80	C	5,154.42
601-5-0760-171	700	PN14	736-760	216	82	C	5,853.61
601-5-0765-171	700	PN14	741-765	216	82	C	5,857.30
601-5-0804-171	750	PN14	780-804	216	86	C	5,937.24
601-5-0814-171	750	PN14	790-814	216	87	C	5,944.34
601-5-0823-171	750	PN14	799-823	216	87	C	5,987.99
601-5-0834-171	750	PN14	810-834	216	88	B	6,574.87
601-5-0844-171	750	PN12	820-844	216	90	C	7,597.77
601-5-0874-171	750	PN12	850-874	216	93	C	7,877.58
601-5-0894-171	750	PN12	870-894	216	95	C	7,896.30
601-5-0924-171	900	PN12	900-924	216	98	C	7,930.03
601-5-0934-171	900	PN12	910-934	216	98	C	7,938.54
601-5-0944-171	900	PN12	920-944	216	99	C	7,945.62
601-5-0959-171	900	PN12	935-959	216	101	C	7,956.12
601-5-0969-171	900	PN12	945-969	216	102	C	7,964.05
601-5-0974-171	900	PN12	950-974	216	102	C	7,967.74
601-5-0984-171	900	PN12	960-984	216	103	C	7,974.82
601-5-0994-171	900	PN12	970-994	216	104	C	8,157.12
601-5-1034-171	1000	PN10	1010-1034	216	110	C	8,331.20
601-5-1054-171	1000	PN10	1030-1054	216	111	C	8,519.16
601-5-1064-171	1000	PN10	1040-1064	216	112	C	8,353.60
601-5-1080-171	1000	PN10	1056-1080	216	114	C	9,267.07
601-5-1094-171	1000	PN10	1070-1094	216	115	C	9,585.72
601-5-1124-171	1100	PN10	1100-1124	216	118	C	9,787.86
601-5-1136-171	1100	PN10	1112-1136	216	119	C	9,922.53
601-5-1154-171	1100	PN10	1130-1154	216	120	C	9,732.01
601-5-1164-171	1100	PN10	1140-1164	216	121	C	10,316.61
601-5-1239-171	1200	PN 9	1215-1239	216	129	C	10,946.85
601-5-1294-171	1200	PN 9	1270-1294	216	134	C	10,959.90
601-5-1304-171	1200	PN 9	1280-1304	216	135	C	10,966.98

**601/521-001**

Coupling, Supa-Gib, Straight
Ductile Iron
NBR rubber
Short, FC/FC/S Non-restrained mechanical
For connecting pipes with equal or unequal diameters (excluding PE)
With SS A4 bolts & PTFE coated nuts
Product class: PN16



AVK ref. no.	DN mm	Product PN Class	Seal range mm	B mm	Theoretical weight/kg	Deliv. code	Gross Price NZD
601-5-0059-21	40	PN16	47-59	110	3.0	B	131.76
601-5-0071-21	50	PN16	59-71	110	3.3	A	144.96
601-5-0084-21	65	PN16	72-84	110	3.8	A	133.03
601-5-0103-21	80	PN16	88-103	110	5.2	B	144.86
601-5-0103-25	80	PN16	88-103	176	5.8	A	144.86
601-5-0147-21	125	PN16	123-147	110	7.4	B	189.21
601-5-0194-21	150	PN16	170-194	110	9.0	C	270.52
601-5-0202-21	175	PN16	178-202	110	9.8	C	384.16

**601/521-002**

Coupling, Supa-Gib, Straight
Ductile Iron
NBR rubber
Short, FC/FC/G Non-restrained mechanical
For connecting pipes with equal or unequal diameters (excluding PE)
Product class: PN16
Galvanised fasteners



AVK ref. no.	DN mm	Product PN Class	Seal range mm	B mm	Theoretical weight/kg	Deliv. code	Gross Price NZD
601-5-0103-2101	80	PN16	88-103	110	4.9	C	130.37
601-5-0103-2501	80	PN16	88-103	176	5.9	C	130.37
601-5-0147-2101	125	PN16	123-147	110	7.5	C	170.29
601-5-0194-2101	150	PN16	170-194	110	9.0	C	243.46
601-5-0202-2101	175	PN16	178-202	110	9.8	C	253.80

**602/3-001**

Coupling, Universal Step
Ductile Iron
EPDM rubber, WRAS approved
Epoxy coated according to DIN 30677-2 and GSK approved
For all types of pipe (excluding PE), A4 bolts, A4 PTFE coated nuts
Product class: PN16, DN40-400



AVK ref. no.	DN/DN	Product PN Class	DN1 mm	DN2 mm	Theoretical weight/kg	Deliv. code	Gross Price NZD
602-063-074-4312	40-65	PN16	46-63	57-74	3.2	C	125.74
602-074-085-4312	50-65	PN16	57-74	68-85	4.0	B	157.18
602-074-106-4312	50-80	PN16	57-74	84-106	4.5	C	164.67
602-085-106-4312	65-80	PN16	68-85	84-106	4.5	A	175.14
602-106-119-4312	80-100	PN16	84-106	99-119	5.2	B	190.11
602-106-133-4312	80-100	PN16	84-106	109-133	5.5	A	185.62
602-119-133-4312	80-100	PN16	99-119	109-133	5.6	B	200.59
602-119-157-4312	80-125	PN16	99-119	132-157	6.4	C	224.54
602-133-157-4312	100-125	PN16	109-133	132-157	7.1	A	218.56
602-133-183-4312	100-150	PN16	109-133	157-183	8.1	A	251.48
602-157-183-4312	125-150	PN16	132-157	157-183	7.8	A	260.47
602-183-201-4312	150-150	PN16	157-183	176-201	11	A	293.40
602-201-215-4312	150-175	PN16	176-201	193-215	11	B	318.85
602-201-242-4312	150-200	PN16	176-201	218-242	14	B	324.83
602-215-242-4312	175-200	PN16	193-215	218-242	14	B	332.32
602-215-268-4312	175-200	PN16	193-215	242-268	16	C	407.17
602-242-268-4312	200-225	PN16	218-242	242-268	16	A	425.13
602-268-292-4312	225-250	PN16	242-268	266-292	17	A	543.39
602-292-306-4312	250-300	PN16	266-292	280-306	18	B	591.28
602-292-327-4312	250-300	PN16	266-292	301-327	20	B	582.30
602-327-350-4312	300-300	PN16	301-327	324-350	22	A	613.74
602-327-378-4312	300-350	PN16	301-327	352-378	28	B	796.36
602-350-378-4312	350-350	PN16	324-350	352-378	24	B	784.39
602-378-396-4312	350-400	PN16	352-378	372-397	26	B	893.67
602-396-410-4312	400-400	PN16	372-397	384-410	26	C	962.52
602-410-436-4312	400-400	PN16	384-410	410-436	29	B	1,064.32
602-436-462-4312	400-400	PN16	410-436	436-462	29	B	1,100.25





602/517-001

Coupling, Supa-Gib, Stepped
Stainless Steel
NBR rubber
Non restrained for all types
of pipe (excluding PE)
SS/SS/S
With SS A4 bolts, SS A4
PTFE coated nuts
Product class: PN16



AVK ref. no.	DN mm	Product PN Class	Seal range mm	Seal range 2 mm	Number of bolts	Deliv. code	Gross Price NZD
602-5-0366-0394-171	300	PN16	342-366	370-394	8	C	3,370.97
602-5-0394-0420-171	350	PN16	370-394	396-420	8	C	3,514.13
602-5-0404-0434-171	375	PN16	380-404	410-434	8	C	6,612.33
602-5-0420-0450-171	375	PN16	396-420	426-450	8	C	3,731.99
602-5-0434-0460-171	375	PN16	410-434	436-460	10	C	3,825.33
602-5-0490-0512-171	450	PN16	466-490	488-512	10	C	5,167.96
602-5-0554-0576-171	500	PN16	530-554	552-576	12	C	5,762.90
602-5-0576-0598-171	500	PN16	552-576	574-598	12	B	5,868.51
602-5-0576-0604-171	500	PN16	552-576	580-604	12	C	5,928.66
602-5-0598-0620-171	525	PN16	574-598	598-620	14	C	6,414.13
602-5-0644-0672-171	600	PN16	620-644	648-672	14	C	6,909.54
602-5-0684-0714-171	600	PN16	660-684	690-714	14	C	8,020.81
602-5-0738-0765-171	700	PN14	714-738	741-765	16	C	7,330.13
602-5-0814-0834-171	750	PN14	790-814	810-834	16	C	8,100.26
602-5-0944-0969-171	900	PN12	920-944	945-969	18	C	10,114.19



602/525-001

Coupling, Supa-Gib, Stepped
Ductile Iron
NBR rubber
Non restrained for all types
of pipe (excluding PE)
FC/FC/S
With SS A4 bolts & SS A4
PTFE coated nuts
Product class: PN16



AVK ref. no.	DN mm	Product PN Class	Seal range mm	Seal range 2 mm	Number of bolts	Deliv. code	Gross Price NZD
602-5-0103-0108-25	80	PN16	88-103	93-108	3	C	345.65
602-5-0103-0133-25	80	PN16	88-103	101-133	3	B	345.65
602-5-0133-0182-27	100	PN16	109-133	158-182	3	C	245.52
602-5-0147-0182-27	125	PN16	123-147	158-182	3	C	238.88
602-5-0238-0264-27	200	PN16	214-238	240-264	5	C	433.81
602-5-0264-0296-27	225	PN16	240-264	272-296	5	C	834.78
602-5-0334-0354-27	300	PN16	310-334	330-354	5	B	882.47



602/525-002

Coupling, Supa-Gib, Stepped
Ductile Iron
NBR rubber
Non restrained for all types
of pipe (excluding PE)
FC/FC/G
With Gal bolts and nuts
Product class: PN16



AVK ref. no.	DN mm	Product PN Class	Seal range mm	Seal range 2 mm	Number of bolts	Deliv. code	Gross Price NZD
602-5-0103-0108-2501	80	PN16	88-103	93-108	3	C	332.86
602-5-0103-0133-2501	80	PN16	88-103	101-133	3	C	332.86
602-5-0133-0182-2701	100	PN16	109-133	158-182	3	C	219.46
602-5-0147-0182-2701	125	PN16	123-147	158-182	3	C	211.80
602-5-0238-0264-2701	200	PN16	214-238	240-264	5	C	391.92
602-5-0264-0296-2701	225	PN16	240-264	272-296	5	C	791.63
602-5-0334-0354-2701	300	PN16	310-334	330-354	6	C	823.70



602/599-001

Coupling, Supa-Gib, Stepped
Stainless Steel
NBR rubber
For all types of pipe
(excluding PE) SS/SS/S
Spigot
SS A4 bolts & SS A4 PTFE
coated nuts
Product class: PN16
**Other sizes available, contact
AVK for assistance**



AVK ref. no.	DN/DN	Product PN Class	Seal range mm	Seal range 2 mm	Number of bolts	Deliv. code	Gross Price NZD
602-5-0394-0434-99-1	375-375	PN16	370-394	410-434	8	C	9,810.13
602-5-0434-0471-99-1	375-450	PN16	410-434	447-471	8	C	11,329.87
602-5-0434-0522-99-1	375-450	PN16	410-434	498-522	10	C	11,411.96
602-5-0468-0522-99-1	400-450	PN16	444-468	498-522	10	C	12,126.64
602-5-0471-0644-991	450-600	PN16	447-471	620-644	14	C	12,651.59
602-5-0471-0672-991	450-600	PN16	447-471	648-672	14	C	13,062.68
602-5-0522-0566-99-1	450-500	PN16	498-522	542-566	12	C	12,532.36
602-5-0522-0620-99-1	450-525	PN16	498-522	596-620	14	C	12,631.88
602-5-0576-0620-991	500-525	PN16	552-576	596-620	14	C	13,418.48
602-5-0584-0644-99-1	525-600	PN16	560-584	620-644	14	C	15,126.77
602-5-0620-0672-99-1	525-600	PN16	596-620	648-672	14	C	15,254.20
602-5-0682-0724-991	600-700	PN16	658-682	700-724	16	C	14,415.01



**603/A-4312**

Adaptor, Flanged
Ductile Iron
EPDM drinking water approved
Epoxy coated according to DIN 30677-2 and GSK approved
For all types of pipe (excluding PE)
Flange drilling: AS/NZS 4087 B5
A4 bolts & A4 PTFE coated nuts
Product class: PN16



AVK ref. no.	DN mm	Seal range mm	Flange drilling	Theoretical weight/kg	Deliv. code	Gross Price NZD
603-063-000-4312	40	46-63	PN10/16	3.7	C	124.25
603-074-000-4312	50	57-74	PN10/16	3.8	B	121.25
603-074-001-4312	50	57-74	PN10/16	4.3	B	122.74
603-085-000-4312	80	68-85	PN10/16	4.3	B	128.74
603-106-000-4312	80	84-106	PN10/16	5.1	A	140.71
603-106-001-4312	100	84-106	PN10/16	5.9	B	140.71
603-119-000-4312	100	99-109	PN10/16	5.7	B	166.16
603-133-000-4312	100	109-133	PN10/16	6.4	A	164.67
603-133-001-4312	125	109-133	PN10/16	7.2	C	175.14
603-157-000-4312	150	132-157	PN10/16	8.3	A	226.03
603-183-000-4312	150	157-183	PN10/16	8.8	A	224.54
603-201-000-4312	200	176-201	PN10/16	11	B	315.85
603-215-000-4312	200	193-215	PN10/16	12	B	336.81
603-242-000-4312	250	218-242	PN10/16	13	A	360.76
603-268-003-4312	225	242-268	PN10/16	17	A	499.97
603-292-000-4312	250	266-292	PN10/16	18	C	522.43
603-292-003-4312	250	266-292	PN10/16	18	A	522.43
603-327-000-4312	300	301-327	PN10/16	22	B	613.74
603-350-000-4312	300	324-350	PN10/16	24	A	613.74
603-378-000-4312	350	352-378	PN10/16	25	C	615.24
603-410-000-4312	350	384-410	PN10/16	30	C	615.24
603-410-003-4312	375	384-410	PN10/16	30	B	727.51
603-436-000-4312	400	410-436	PN10/16	37	C	676.61
603-436-003-4312	375	410-436	PN10/16	31	B	799.36
603-462-003-4312	400	436-462	PN10/16	39	B	1,287.36

603/51-001

Adaptor, Supa-Gib, Flanged
Ductile Iron
NBR rubber
For all type of pipe (excluding PE) SS/SS, FC/FC, FC/SS
Product class: PN16
DN100-600
With SS A4 bolts & A4 PTFE coated nuts



AVK ref. no.	DN mm	Product PN Class	Seal range mm	Flange drilling	E mm	Number of bolts	Deliv. code	Gross Price NZD
603-5-133-110	100	PN16	109-133	AS 4087 B5	3	3	C	219.46
603-5-264-122-1	225	PN16	240-264	AS 4087 B5	3	6	C	2,051.34
603-5-354-130-1	300	PN16	330-354	AS 4087 B5	3	8	C	2,587.14
603-5-394-135-2	350	PN16	370-394	AS 4087 B5	2.5	8	C	5,549.94
603-5-420-125-2	250	PN16	396-420	AS 4087 B5	2.5	8	C	5,669.00
603-5-434-137-2	375	PN16	410-434	AS 4087 B5	2.5	8	C	5,539.06
603-5-460-137-2	375	PN16	436-460	AS 4087 B5	2	10	C	5,615.61
603-5-512-145-2	450	PN16	488-512	AS 4087 B5	2	12	C	5,474.41
603-5-576-150-2	500	PN16	552-576	AS 4087 B5	2	12	C	5,448.02
603-5-584-137-2	375	PN16	560-584	AS 4087 B5	2	12	C	9,299.75
603-5-598-150-2	500	PN16	574-598	AS 4087 B5	2	12	C	8,738.94
603-5-626-150-2	500	PN16	602-626	AS 4087 B5	1.5	14	C	9,138.44
603-5-644-150-2	500	PN16	620-644	AS 4087 B5	1.5	14	C	11,324.12
603-5-682-160-2	600	PN16	658-682	AS 4087 B5	1.5	14	C	12,141.44

605/50-001

SUPA-GIB blank end for water and sewer application
Ductile Iron
NBR rubber
Non restrained for all types of pipe (excluding PE)
FC/FC SS, for sealing off pipe ends
With SS A4 bolts & PTFE coated nuts
Product class: PN16



AVK ref. no.	DN mm	Product PN Class	Seal range mm	Deliv. code	Gross Price NZD
605-5-103	80	PN16	88-103	C	169.84
605-5-133	100	PN16	109-133	A	184.12
605-5-182	150	PN16	158-182	B	263.05
605-5-238	200	PN16	214-238	B	442.28
605-5-264	225	PN16	240-264	C	471.66
605-5-296	250	PN16	272-296	B	481.97
605-5-334	300	PN16	310-334	C	832.29
605-5-354	300	PN16	330-354	B	972.73



605/52-001

SUPA-GIB blank end for water and sewer application
Stainless Steel
NBR rubber
SS/SS SS Non-restrained mechanical
For sealing off pipe ends
Product class: PN16



AVK ref. no.	DN mm	Product PN Class	Seal range mm	Number of bolts	Deliv. code	Gross Price NZD
605-5-394-1	350	PN16	370-394	8	C	2,483.54
605-5-394-2	350	PN16	370-394	8	C	2,571.53
605-5-404-1	375	PN16	380-404	8	C	3,411.11
605-5-404-2	375	PN16	380-404	8	C	2,898.59
605-5-420-2	375	PN16	396-420	8	C	3,538.57
605-5-434-2	375	PN16	410-434	8	C	3,538.57
605-5-460-2	400	PN16	436-460	10	C	3,586.07
605-5-490-2	450	PN16	466-490	10	C	4,014.49
605-5-512-2	450	PN16	488-512	10	C	3,612.65
605-5-522-2	450	PN16	498-522	10	C	3,612.65
605-5-534-2	500	PN16	510-534	12	C	3,912.42
605-5-654-2	600	PN16	630-654	12	C	5,076.64
605-5-672-2	600	PN16	648-672	14	C	6,007.40

258/5-001

Coupling, High Pressure
PN35
Stainless Steel
NBR rubber
Product class: PN35.
PN21- PN25 above 1000mm OD.
With SS A4 bolts & A4 PTFE coated nuts.
Other sizes available on request



AVK ref. no.	Product PN Class	DN mm	D mm	L mm	Theoretical weight / kg	Deliv. code	Gross Price NZD
258-5-0122-0122	PN35	100	122	254	0	C	641.36
258-5-0168-0168	PN35	150	168	254	0	C	830.92
258-5-0177-0177	PN35	150	177	254	0	C	891.95
258-5-0232-0232	PN35	200	232	254	0	C	1,037.32
258-5-0259-0259	PN35	225	259	254	0	C	1,176.43
258-5-0286-0286	PN35	250	286	254	0	C	1,182.36
258-5-0345-0345	PN35	300	345	254	0	B	1,442.87
258-5-0426-0426	PN35	375	426	254	0	C	2,138.10
258-5-0507-0507	PN35	450	507	254	0	C	3,054.79

8004/01-001

Super Hydro fabricated universal straight coupling
Steel
EPDM drinking water approved
Plascoat PPA 571 ES, WRAS



AVK ref. no.	Product PN Class	Pipe cover range mm	Theoretical weight/kg	Deliv. code	Gross Price NZD
8004-01-075-001100000	PN10	304-326	24	C	1,228.48
8004-01-075-001300000	PN16	304-326	24	C	1,228.48
8004-01-080-001100000	PN10	313-335	28	C	1,412.05
8004-01-080-001300000	PN16	313-335	28	C	1,412.05
8004-01-085-001100000	PN10	332-335	29	C	1,694.46
8004-01-085-001300000	PN16	332-335	29	C	1,694.46
8004-01-090-001100000	PN10	358-386	32	C	2,096.90
8004-01-090-001300000	PN16	358-386	32	C	2,096.90
8004-01-095-001100000	PN10	385-410	35	C	2,174.56
8004-01-095-001300000	PN16	385-410	35	C	2,174.56
8004-01-100-001100000	PN10	406-435	39	C	2,541.69
8004-01-100-001300000	PN16	406-435	39	C	2,541.69
8004-01-105-001100000	PN10	430-462	42	C	2,859.40
8004-01-105-001300000	PN16	430-462	42	C	2,859.40
8004-01-110-001100000	PN10	465-500	45	C	2,894.70
8004-01-110-001300000	PN16	465-500	45	C	2,894.70
8004-01-115-001100000	PN10	500-540	79	C	3,953.74
8004-01-115-001300000	PN16	500-540	79	C	3,953.74
8004-01-120-001100000	PN10	530-570	85	C	4,285.57
8004-01-120-001300000	PN16	530-570	85	C	4,285.57
8004-01-125-001100000	PN10	570-610	90	C	4,800.97
8004-01-125-001300000	PN16	570-610	90	C	4,800.97
8004-01-130-001100000	PN10	600-640	94	C	5,365.79
8004-01-130-001300000	PN16	600-640	94	C	5,365.79
8004-01-135-001100000	PN10	680-720	104	C	5,980.03
8004-01-135-001300000	PN16	680-720	104	C	5,980.03
8004-01-140-001100000	PN10	700-740	108	C	6,707.24
8004-01-140-001300000	PN16	700-740	108	C	6,707.24
8004-01-145-001100000	PN10	730-770	112	C	7,625.07
8004-01-145-001300000	PN16	730-770	112	C	7,625.07
8004-01-150-001100000	PN10	780-820	115	C	8,401.70
8004-01-150-001300000	PN16	780-820	115	C	8,401.70
8004-01-155-001100000	PN10	810-850	120	C	8,966.51
8004-01-155-001300000	PN16	810-850	120	C	8,966.51
8004-01-160-001100000	PN10	890-930	135	C	9,488.97



AVK ref. no.	Product PN Class	Pipe cover range mm	Theoretical weight/kg	Deliv. code	Gross Price NZD
8004-01-160-001300000	PN16	890-930	135	C	9,488.97
8004-01-165-001100000	PN10	910-950	137	C	9,672.54
8004-01-165-001300000	PN16	910-950	137	C	9,672.54
8004-01-170-001100000	PN10	940-980	143	C	9,849.05
8004-01-170-001300000	PN16	940-980	143	C	9,849.05
8004-01-175-001100000	PN10	1000-1040	152	C	10,096.16
8004-01-175-001300000	PN16	1000-1040	152	C	10,096.16
8004-01-180-001100000	PN10	1030-1070	155	C	10,449.18
8004-01-180-001300000	PN16	1030-1070	155	C	10,449.18
8004-01-185-001100000	PN10	1060-1100	160	C	10,660.97
8004-01-185-001109500	PN10	1060-1100	160	C	10,660.97
8004-01-185-001300000	PN16	1060-1100	160		
8004-01-190-001100000	PN10	1090-1130	163	C	10,943.39
8004-01-190-001300000	PN16	1090-1130	163	C	10,943.39
8004-01-195-001100000	PN10	1120-1160	189	C	11,084.59
8004-01-195-001300000	PN16	1120-1160	189	C	11,084.59
8004-01-200-001100000	PN10	1150-1190	193	C	11,225.80
8004-01-200-001300000	PN16	1150-1190	193	C	11,225.80
8004-01-205-001100000	PN10	1180-1220	214	C	11,437.61
8004-01-205-001300000	PN16	1180-1220	214	C	11,437.61
8004-01-210-001100000	PN10	1210-1250	216	C	11,649.42
8004-01-210-001300000	PN16	1210-1250	216	C	11,649.42
8004-01-215-001100000	PN10	1240-1280	219	C	11,861.22
8004-01-215-001300000	PN16	1240-1280	219	C	11,861.22
8004-01-220-001100000	PN10	1270-1310	222	C	12,073.03
8004-01-220-001300000	PN16	1270-1310	222	C	12,073.03
8004-01-225-001100000	PN10	1300-1340	239	C	12,355.43
8004-01-225-001300000	PN16	1300-1340	239	C	12,355.43
8004-01-230-001100000	PN10	1330-1370	242	C	12,567.24
8004-01-230-001300000	PN16	1330-1370	242	C	12,567.24
8004-01-235-001100000	PN10	1360-1400	245	C	12,779.05
8004-01-235-001300000	PN16	1360-1400	245	C	12,779.05
8004-01-240-001100000	PN10	1390-1430	248	C	12,849.66
8004-01-240-001300000	PN16	1390-1430	248	C	12,849.66
8004-01-245-001100000	PN10	1420-1460	267	C	12,990.86
8004-01-245-001300000	PN16	1420-1460	267	C	12,990.86
8004-01-250-001100000	PN10	1450-1490	270	C	13,414.48
8004-01-250-001300000	PN16	1450-1490	270	C	13,414.48
8004-01-255-001100000	PN10	1480-1520	275	C	13,626.29
8004-01-255-001300000	PN16	1480-1520	275	C	13,626.29
8004-01-260-001100000	PN10	1510-1550	278	C	13,838.10
8004-01-260-001300000	PN16	1510-1550	278	C	13,838.10
8004-01-265-001100000	PN10	1540-1580	283	C	14,049.90
8004-01-265-001300000	PN16	1540-1580	283	C	14,049.90
8004-01-270-001100000	PN10	1570-1610	287	C	14,473.51
8004-01-270-001300000	PN16	1570-1610	287	C	14,473.51
8004-01-275-001100000	PN10	1600-1640	315	C	14,685.32
8004-01-275-001300000	PN16	1600-1640	315	C	14,685.32
8004-01-280-001100000	PN10	1630-1670	320	C	14,826.53
8004-01-280-001300000	PN16	1630-1670	320	C	14,826.53
8004-01-285-001100000	PN10	1660-1700	324	C	15,038.34
8004-01-285-001300000	PN16	1660-1700	324	C	15,038.34
8004-01-290-001100000	PN10	1690-1730	327	C	15,250.15
8004-01-290-001300000	PN16	1690-1730	327	C	15,250.15
8004-01-295-001100000	PN10	1720-1760	333	C	15,461.94
8004-01-295-001300000	PN16	1720-1760	333	C	15,461.94
8004-01-300-001100000	PN10	1750-1790	337	C	15,744.36
8004-01-300-001300000	PN16	1750-1790	337	C	15,744.36
8004-01-305-001100000	PN10	1780-1820	344	C	16,167.97
8004-01-305-001300000	PN16	1780-1820	344	C	16,167.97
8004-01-310-001100000	PN10	1810-1850	348	C	16,591.59
8004-01-310-001300000	PN16	1810-1850	348	C	16,591.59
8004-01-315-001100000	PN10	1840-1880	352	C	16,803.40
8004-01-315-001300000	PN16	1840-1880	352	C	16,803.40
8004-01-320-001100000	PN10	1870-1910	357	C	17,085.80
8004-01-320-001300000	PN16	1870-1910	357	C	17,085.80



Couplings & Adapters

AVK ref. no.	Product PN Class	Pipe cover range mm	Theoretical weight/kg	Deliv. code	Gross Price NZD
8004-01-325-001100000	PN10	1900-1940	363	C	17,438.82
8004-01-325-001300000	PN16	1900-1940	363	C	17,438.82
8004-01-330-001100000	PN10	1930-1970	367	C	17,650.63
8004-01-330-001300000	PN16	1930-1970	367	C	17,650.63
8004-01-335-001100000	PN10	1960-2000	371	C	17,862.43
8004-01-335-001300000	PN16	1960-2000	371	C	17,862.43
8004-01-340-001100000	PN10	1990-2030	388	C	18,215.45
8004-01-340-001300000	PN16	1990-2030	388	C	18,215.45
8004-01-345-001100000	PN10	2020-2060	392	C	18,497.86
8004-01-345-001300000	PN16	2020-2060	392	C	18,497.86
8004-01-350-001100000	PN10	2050-2090	396	C	19,415.69
8004-01-350-001300000	PN16	2050-2090	396	C	19,415.69

AVK SUPA MAXI™

THE SUPER GRIPPER

The AVK Supa Maxi range includes a wide range of straight and step couplings, flange adapters, end-caps, and transition couplings covering all pipe materials from 48 to 652 mm. The unique design of the Supa Maxi provides easy installation, long lasting, and fully end load restraint solution.

The AVK Supa Maxi™ range of universal tensile couplings features a patented SupaGrip™ sealing system with flexible bracket. The design ensures full support of the gasket on maximum and minimum pipes and therefore secures full tensile strength on all pipe types up to PN16.

Supa Maxi™ couplings are easy to install as they offer $\pm 4^\circ$ angular deflection in each end, lifting eyes, and bolts tightened from the sleeve side with no need for retightening.

The permanent protection caps protect the couplings during transport and installation and prevents dirt from enter into the gasket and bolt threads thus securing optimal tightness around the pipe.

The AVK Supa Maxi couplings system can be found in number of different variants from straight couplings, step coupling, flange adapter to transitions fitting and end caps. Supa Maxi couplings can also be found as part of our gate valve range, either as a universal tensile resistant socket/socket valve or as a spigot/socket valve that is part of our unique PE-pipe mounted valves series 36.



Main features and benefits:

- Patented SupaGrip™ sealing support system with flexible bracket ensures full support of the gasket even at minimum pipe size.
- Full tensile strength on all pipes is ensured by two different metal grip segments - every other of gunmetal for PE/PVC and of hardened stainless steel for cast iron/ductile iron/steel/stainless-steel/GRP/asbestos cement pipes.
- For PE pipes a support bush is to be used.
- Metal grip segments are mounted with pins for maximum durability.
- $\pm 4^\circ$ angular deflection on each side at max.
- PN16 performance across all sizes.
- Ductile iron body and bracket of cast steel, fusion bonded epoxy coating in compliance with DIN 3476 part 1 and EN 14901.,
- GSK approved Gasket of drinking water approved EPDM rubber
- Bolts and nuts of acid-resistant stainless steel A4 are anti-friction coated to prevent galling.
- Multi drill flanges to suit AS 2129 Table D & E
- Permanent protection caps protect the coupling during handling and installation.
- Re-tightening of bolts is not necessary.
- Lifting eye in DN100-600.

SCAN/CLICK TO SEE
OUR ONLINE OFFER



**631/00-002**

Coupling, Supa Maxi™, Straight
Ductile Iron
EPDM drinking water approved
Epoxy coated according to DIN 30677-2 and GSK approved
Tensile resistant, SS A4 nuts and bolts, PN16, DN50-DN800



AVK ref. no.	DN mm	T mm	Theoretical weight/kg	Deliv. code	Gross Price NZD
631-071-00-63	50	48 - 71	6.0	C	595.61
631-091-00-63	65	69 - 91	7.0	C	638.16
631-106-00-63	80	82 - 106	7.5	C	680.17
631-133-00-63	100	104 - 133	11	C	610.13
631-161-00-63	125	132 - 159	13	C	1,059.35
631-188-00-63	150	159 - 188	16	C	1,042.03
631-227-00-63	200	193 - 227	25	C	1,932.97
631-257-00-63	225	224 - 257	30	C	2,155.95
631-301-00-63	250	266 - 301	35	C	2,983.91
631-356-00-63	300	314 - 356	45	C	3,830.75
631-396-00-63	350	352 - 396	114	C	6,661.50
631-442-00-63	400	392 - 442	107	C	7,277.27
631-510-00-63	450	448 - 510	177	C	11,531.68
631-552-00-63	500	498 - 552	201	C	12,035.49
631-652-00-63	600	604 - 652	241	C	14,106.71
631-745-00-63 ⁽¹⁾	700		396		

(1)

632/00-002

Coupling, Supa Maxi™, Step
Ductile Iron
EPDM drinking water approved
Epoxy coated according to DIN 30677-2 and GSK approved
Tensile resistant, SS A4 nuts and bolts, PN16, DN50-300



AVK ref. no.	DN/DN	Theoretical weight/kg	Deliv. code	Gross Price NZD
632-071-091-0063	50 - 65	6.5	C	616.40
632-071-106-0063	50 - 80	7.0	C	642.76
632-091-106-0063	65 - 80	7.5	C	685.42
632-106-133-0063	80 - 100	10	C	724.08
632-133-161-0063	100 - 125	13	C	1,037.93
632-133-188-0063	100 - 150	14	C	967.56
632-161-188-0063	125 - 150	15	C	1,659.68
632-188-227-0063	150 - 200	21	C	1,708.84
632-188-257-0063	150 - 225	28	C	1,708.84
632-227-257-0063	200 - 225	32	C	2,904.97
632-227-301-0063	200 - 250	32	C	2,971.60
632-257-301-0063	225 - 250	36	C	3,106.84
632-301-356-0063	250 - 300	42	C	3,573.02

633/00-002

Supa Maxi™ flange adaptor - universal & tensile - A4 bolts and nuts
Ductile Iron
EPDM drinking water approved
Epoxy coated according to DIN 30677-2 and GSK approved



AVK ref. no.	DN mm	Flange drilling	Seal range mm	Theoretical weight/kg	Deliv. code	Gross Price NZD
633-071-00-0063	40-50	10/16	48-71	5.0	C	508.90
633-091-00-0063	50-65	10/16	69-91	6.0	C	517.88
633-106-00-0063	80	10/16	82-106	6.5	C	556.52
633-133-00-0063	100	10/16	104-133	9.0	A	690.02
633-161-00-0063	100/125	10/16	132-159	11	C	806.69
633-188-00-0063	150	10/16	159-188	12	C	1,024.00
633-227-00-0063	200	10/16	193-227	19	C	1,461.20
633-257-00-0063	225	10/16	224-257	25	C	1,486.38
633-301-00-0063	250	10/16	266-301	28	C	2,299.80
633-356-00-0063	300	10/16	314-356	36	C	3,134.37
633-396-00-0063	350	10/16	352-396	87	C	4,667.25
633-442-00-0063	400	10/16	392-442	80	C	6,095.29
633-510-00-0063	450	10/16	448-510	145	C	8,296.44
633-552-00-0063	500	10/16	498-552	166	C	8,969.71
633-652-00-0063	600	10/16	604-652	213	C	10,850.91



621/41-003

Coupling, Supa Plus™
Straight
Ductile Iron
EPDM rubber
Tensile resistant for PE-pipe
90-315
Product class: PN16



Includes SDR11 PE100
Support Bush



AVK ref. no.	DN mm	Deliv. code	Gross Price NZD
621-10-090-41125	80	A	460.35
621-10-110-41125	100	A	574.36
621-10-125-41125	125	A	594.62
621-10-140-41125	125	C	671.05
621-10-160-41125	150	C	782.43
621-10-180-41125	150	B	991.47
621-10-200-41125	200	B	1,213.66
621-10-225-41125	200	C	1,451.77
621-10-250-41125	250	C	1,741.84
621-10-280-41125	250	B	2,200.75
621-10-315-41125	300	B	2,842.35

623/10-005

Adaptor, Supa Plus™,
Flanged
Ductile Iron
EPDM rubber
Tensile resistant For PE-pipe
90-315
Product class: PN16
Flange drilling: AS 2129 D/E



Includes SDR11 PE100
Support Bush



AVK ref. no.	DN mm	Deliv. code	Gross Price NZD
623-10-090-0541125	80	C	309.11
623-10-110-0541125	100	C	322.37
623-10-125-0241125	100	B	367.74
623-10-125-0541125	125	C	367.74
623-10-160-0541125	150	C	443.70
623-10-180-0541125	150	B	466.54
623-10-200-0541125	200	C	613.81
623-10-225-0541125	200	C	753.65
623-10-250-0541125	250	B	1,118.70
623-10-250-0641125	250	C	1,118.70
623-10-280-0541125	250	C	1,148.14
623-10-280-0641125	250	C	1,154.03
623-10-315-0541125	300	B	1,441.07

**05/E-008**Support bush, PE pipes
Stainless Steel

AVK ref. no.	DN mm	Pipe diam. mm	SDR	Theoretical weight/kg	Deliv. code	Gross Price NZD
05-063-54-001	50	63	11	0.1	C	56.08
05-063-56-000	50	63	13,6	0.4	C	56.08
05-075-54-001	50	75	11	0.1	C	59.47
05-075-56-000	65	75	13,6	0.5	C	59.47
05-090-53-000	80	90	17	0.7	C	59.47
05-090-54-001	80	90	11	0.1	A	59.47
05-090-56-000	80	90	13,6	0.7	C	59.47
05-110-73-000	100	110	17	0.8	C	61.98
05-110-74-001	100	100	11	0.3	A	61.98
05-110-76-000	100	110	13,6	0.8	C	61.98
05-125-73-000	125	125	17	1.0	C	64.60
05-125-74-001	125	125	11	0.3	A	64.60
05-125-76-000	125	125	13,6	1.0	C	64.60
05-140-73-000	125	140	17	1.1	C	71.23
05-140-74-001	125	140	11	0.3	A	71.23
05-140-76-000	125	140	13,6	1.1	C	71.23
05-160-73-000	150	160	17	1.3	C	83.83
05-160-74-001	150	160	11	0.3	A	83.83
05-160-76-000	150	160	13,6	1.3	C	83.83
05-180-73-000	175	180	17	1.4	C	95.31
05-180-74-001	175	180	11	0.3	A	95.31
05-180-76-000	175	180	13,6	1.4	C	95.31
05-200-73-000	200	200	17	1.4	C	98.39
05-200-74-001	200	200	11	0.3	A	98.39
05-200-76-000	200	200	13,6	1.4	C	98.39
05-225-73-000	225	225	17	1.9	C	107.78
05-225-74-001	225	225	11	0.3	A	107.78
05-225-76-000	225	225	13,6	2.0	C	107.78
05-250-74-001	250	250	11	0.3	A	119.76
05-250-76-000	250	250	13,6	2.4	C	119.76
05-280-73-000	275	280	17	2.7	C	155.68
05-280-74-001	275	280	11	0.3	A	155.68
05-280-76-000	275	280	13,6	3.0	C	155.68
05-315-73-000	300	315	17	3.5	C	175.14
05-315-74-001	300	315	11	0.3	A	175.14
05-315-76-000	300	315	13,6	3.4	C	175.14
05-355-73-000	350	355	17	4.0	C	203.30
05-355-74-000	350	355	11	3.8	C	203.30
05-400-73-000	400	400	17	4.5	C	306.43
05-400-74-000	400	400	11	4.3	C	306.43
05-400-76-000	400	400	13,6	4.5	C	306.43
05-450-73-000	450	450	17	3.0	C	311.94
05-500-73-000	500	500	17	5.3	C	344.64
05-500-74-000	500	500	11	5.1	C	344.64
05-630-73-000	600	630	17	5.8	C	379.10
05-630-74-000	600	630	11	5.5	C	379.10
05-710-74-000	700	710	11	10		



748/90-001

Repair Clamp
Stainless Steel
NBR rubber
Single, Double & Multi part
Repair Clamp 316SS
For use on Cast Iron, Steel,
PVC-U, PVC-M, AC and
Copper pipes
Product class: PN1-16



AVK ref. no.	DN mm	Product PN Class	Seal range mm	L mm	Number of bolts	Element no.	Deliv. code	Gross Price NZD
748-901-004701	40	PN16	47-52	150	2	1	B	114.17
748-901-004703	40	PN16	47-52	300	3	1	C	204.18
748-901-004704	40	PN16	47-52	400	5	1	C	472.85
748-901-005501	50	PN16	55-60	150	2	1	C	115.55
748-901-005901	50	PN16	59-64	150	2	1	A	115.55
748-901-005903	50	PN16	59-64	300	3	1	C	209.67
748-901-005904	50	PN16	59-64	400	5	1	C	475.05
748-901-006301	50	PN16	63-68	150	2	1	C	115.55
748-901-006302	50	PN16	63-68	200	2	1	C	121.85
748-901-006303	50	PN16	63-68	300	3	1	C	211.05
748-901-006901	50	PN16	69-74	150	2	1	B	116.64
748-901-006903	50	PN16	69-74	300	3	1	C	213.78
748-901-007501	65	PN16	75-80	150	2	1	B	118.00
748-901-007504	65	PN16	75-80	400	5	1	C	401.36
748-901-007506	65	PN16	75-80	600	7	1	C	735.22
748-901-007601	65	PN16	76-83	150	2	1	B	118.00
748-901-007606	65	PN16	76-83	600	7	1	C	735.22
748-901-008002	80	PN16	80-87	200	2	1	C	125.97
748-901-008501	80	PN16	85-90	150	2	1	B	119.38
748-901-008502	80	PN16	85-92	200	2	1	B	125.97
748-901-008503	80	PN16	85-92	300	3	1	C	219.28
748-901-008504	80	PN16	85-92	400	5	1	C	448.71
748-901-008506	80	PN16	85-92	600	7	1	C	705.03
748-901-008801	80	PN16	88-95	150	2	1	C	119.38
748-901-008802	80	PN16	88-95	200	2	1	B	127.33
748-901-008803	80	PN16	88-95	300	3	1	C	201.20
748-901-009501	80	PN16	95-102	150	2	1	C	120.48
748-901-009502	80	PN16	95-105	200	2	1	B	128.71
748-901-009503	80	PN16	95-105	300	3	1	C	224.77
748-901-009504	80	PN16	95-105	400	5	1	C	456.11
748-901-009506	80	PN16	95-105	600	7	1	C	761.02
748-901-010002	100	PN16	100-110	200	2	1	B	139.14
748-901-010003	100	PN16	100-110	300	3	1	C	220.92
748-901-010504	100	PN16	105-115	400	5	1	C	525.82
748-901-011001-06	100	PN12	110-120	150	2	1	C	135.02
748-901-011002	100	PN16	110-120	200	2	1	B	141.89
748-901-011003	100	PN16	110-120	300	3	1	B	226.12
748-901-011004	100	PN16	110-120	400	5	1	C	539.54
748-901-011006	100	PN16	110-120	600	7	1	C	775.56
748-901-011308	100	PN16	113-123	800	10	1	C	1,348.58
748-901-011402	100	PN16	114-124	200	2	1	B	141.89
748-901-011403	100	PN16	114-124	300	3	1	B	227.50
748-901-012001-06	100	PN12	120-130	150	2	1	C	135.02
748-901-012002	100	PN16	120-130	200	2	1	A	136.75
748-901-012003	100	PN16	120-130	300	3	1	B	217.17
748-901-012004	100	PN16	120-130	400	5	1	B	540.64
748-901-013002	100	PN16	130-140	200	2	1	C	149.01
748-901-013003	100	PN16	130-140	300	3	1	C	233.82
748-901-013503	100	PN16	135-145	300	3	1	C	233.82
748-901-014002	100	PN16	140-150	200	2	1	B	150.11
748-901-014004	125	PN16	140-150	400	5	1	C	553.28
748-901-014006	125	PN16	140-150	600	7	1	C	737.55
748-901-014502	125	PN16	145-155	200	2	1	C	150.11
748-901-014503	125	PN16	145-155	300	3	1	C	236.30
748-901-014504	125	PN16	145-155	400	5	1	B	554.64
748-901-015002	150	PN16	150-160	200	2	1	B	151.49
748-901-015003	150	PN16	150-160	300	3	1	C	237.66
748-901-015005	100	PN16	150-160	500	5	1	C	769.25
748-901-015006	150	PN16	150-160	600	7	1	C	736.53
748-901-015503	150	PN16	155-165	300	3	1	C	206.61
748-901-015504	150	PN16	155-165	400	5	1	C	556.84
748-901-015802	150	PN16	158-168	200	2	1	C	154.38
748-901-016002	150	PN16	160-170	200	2	1	B	151.49
748-901-016003	150	PN16	160-170	300	3	1	B	237.66
748-901-016004	150	PN16	160-170	400	5	1	C	558.48
748-901-016005	150	PN16	160-170	500	5	1	C	771.99



AVK ref. no.	DN mm	Product PN Class	Seal range mm	L mm	Number of bolts	Element no.	Deliv. code	Gross Price NZD
748-901-016006	150	PN16	160-170	600	7	1	C	864.61
748-901-016802	150	PN16	168-178	200	2	1	B	151.49
748-901-017502	150	PN16	175-185	200	2	1	B	151.28
748-901-017503	150	PN16	175-185	300	3	1	B	226.85
748-901-017504	150	PN16	175-185	400	5	1	C	556.84
748-901-017505	150	PN16	175-185	500	5	1	C	769.25
748-901-018002	150	PN16	180-190	200	2	1	C	154.24
748-901-018503	150	PN16	185-195	300	3	1	C	253.03
748-901-019002	150	PN16	190-200	200	2	1	C	163.02
748-901-019003	150	PN16	190-200	300	3	1	C	257.97
748-901-019004	150	PN16	190-200	400	5	1	C	589.21
748-901-019006	150	PN16	190-200	600	7	1	C	880.08
748-901-019502	150	PN16	195-205	200	2	1	C	164.11
748-901-019702	175	PN16	197-207	200	2	1	C	167.54
748-901-020002	200	PN16	200-210	200	2	1	B	164.11
748-901-020003	200	PN16	200-210	300	3	1	C	259.34
748-901-020004	200	PN16	200-210	400	5	1	C	591.96
748-901-020006	200	PN16	200-210	600	7	1	C	864.75
748-901-020010	200	PN16	200-210	1000	120	1	C	1,635.64
748-901-020503	200	PN16	205-215	300	3	1	C	265.65
748-901-020504	200	PN16	205-215	400	5	1	C	578.52
748-901-021002	200	PN16	210-220	200	2	1	C	176.46
748-901-021502	200	PN16	215-225	200	2	1	B	178.11
748-901-021503	200	PN16	215-225	300	3	1	B	274.71
748-901-021504	200	PN16	215-225	400	5	1	C	577.14
748-901-021506	200	PN16	215-225	600	7	1	C	865.85
748-901-021508	200	PN16	215-225	800	10	1	C	1,432.87
748-901-022502	200	PN16	225-235	200	2	1	C	179.48
748-901-022503	200	PN16	225-235	300	3	1	C	278.57
748-901-022506	200	PN16	225-235	600	7	1	C	874.90
748-901-023002	200	PN16	230-240	200	2	1	C	179.48
748-901-023002-06	200	PN12	230-240	200	2	1	C	281.02
748-901-023003	200	PN16	230-240	300	3	1	B	278.57
748-901-023004	200	PN16	230-240	400	5	1	C	584.83
748-901-023006	200	PN16	230-240	600	7	1	C	876.00
748-901-023010	200	PN16	230-240	1000	12	1	C	1,658.70
748-901-024002-06	200	PN12	240-250	200	2	1	C	182.50
748-901-024003	225	PN16	240-250	300	4	1	C	391.38
748-901-024502-06	225	PN12	245-255	200	2	1	C	182.50
748-901-024503-06	225	PN12	245-255	300	3	1	C	283.41
748-901-024504	200	PN16	245-255	400	5	1	C	648.77
748-901-024506	225	PN16	245-255	600	7	1	C	924.85
748-901-025002	225	PN16	250-260	200	2	1	C	280.44
748-901-025002-06	225	PN12	250-260	200	2	1	C	183.87
748-901-025003	225	PN16	250-260	300	3	1	B	455.29
748-901-025003-06	225	PN12	250-260	300	3	1	C	284.86
748-901-025004	225	PN16	250-260	400	5	1	C	650.14
748-901-025005	225	PN16	250-260	500	5	1	C	796.96
748-901-025006	225	PN16	250-260	600	7	1	C	927.61
748-901-025010	225	PN16	250-260	1000	12	1	C	1,799.21
748-901-025503	225	PN16	255-265	300	4	1	C	471.77
748-901-025503-06	225	PN12	255-265	300	3	1	C	297.77
748-901-025504	225	PN16	255-265	400	5	1	C	680.07
748-901-025508	225	PN16	255-265	800	10	1	C	1,648.27
748-901-026003	225	PN16	260-270	300	4	1	C	473.13
748-901-026004	225	PN16	260-270	400	5	1	C	682.80
748-901-026006	250	PN16	260-270	600	7	1	C	962.45
748-901-026008	225	PN16	260-270	800	10	1	C	1,652.39
748-901-026503	250	PN16	265-275	300	4	1	B	474.50
748-901-026506	250	PN16	265-275	600	7	1	C	965.20
748-901-027003	250	PN16	270-280	300	4	1	B	473.13
748-901-027003-06	250	PN12	270-280	300	3	1	C	298.86
748-901-027004	250	PN16	270-280	400	5	1	C	681.70
748-901-027006	250	PN16	270-280	600	7	1	C	962.45
748-901-027010	250	PN16	270-280	1000	12	1	C	1,878.79
748-901-027502-05	250	PN10	275-285	200	2	1	C	260.99
748-901-027503	250	PN16	275-285	300	4	1	B	474.50



AVK ref. no.	DN mm	Product PN Class	Seal range mm	L mm	Number of bolts	Element no.	Deliv. code	Gross Price NZD
748-901-027504	250	PN16	275-285	400	5	1	C	682.80
748-901-027506	250	PN16	275-285	600	7	1	C	965.20
748-901-027508	250	PN16	275-285	800	10	1	C	1,677.63
748-901-027510	250	PN16	275-285	1000	12	1	C	1,883.74
748-901-028003	250	PN16	280-290	300	4	1	C	475.60
748-901-028004	250	PN16	280-290	400	5	1	C	684.99
748-901-028503	250	PN16	285-295	300	4	1	B	479.44
748-901-028503-06	250	PN12	285-295	300	3	1	C	302.71
748-901-028504	250	PN16	285-295	400	5	1	C	691.31
748-901-028506	250	PN16	285-295	600	7	1	C	975.35
748-901-029003	250	PN16	290-300	300	4	1	C	480.54
748-901-029503	250	PN16	295-305	300	4	1	C	481.91
748-901-029504	250	PN16	295-305	400	5	1	C	695.16
748-901-030001-02	300	PN 3	300-310	150	2	1	C	310.15
748-901-030003	300	PN16	300-310	300	4	1	C	484.39
748-901-030004	300	PN16	300-310	400	5	1	C	697.89
748-901-030006	300	PN16	300-310	600	7	1	C	984.97
748-901-030010	300	PN16	300-310	1000	12	1	C	1,925.72
748-901-030508	300	PN16	305-315	800	10	1	C	1,711.11
748-901-031003	300	PN16	310-320	300	4	1	C	490.70
748-901-031004	300	PN16	310-320	400	5	1	C	709.14
748-901-031005	300	PN16	310-320	500	5	1	C	998.95
748-901-031006	300	PN16	310-320	600	7	1	C	998.95
748-901-031008	300	PN16	310-320	800	10	1	C	1,487.50
748-901-031503	300	PN16	315-325	300	4	1	B	491.79
748-901-031504	300	PN16	315-325	400	5	1	C	710.25
748-901-032002	300	PN16	320-330	200	2	1	C	258.24
748-901-032003	300	PN16	320-330	300	4	1	C	501.96
748-901-032004	300	PN16	320-330	400	5	1	C	729.18
748-901-032006	300	PN16	320-330	600	7	1	C	1,021.45
748-901-032303	300	PN16	323-333	300	4	1	C	520.52
748-901-033002-03	300	PN 6	330-340	200	2	1	C	282.40
748-901-033003	300	PN16	330-340	300	4	1	B	505.78
748-901-033004	300	PN16	330-340	400	5	1	C	732.74
748-901-033006	300	PN16	330-340	600	7	1	C	1,026.67
748-901-033008	300	PN16	330-340	800	10	1	C	1,604.81
748-901-033010	300	PN16	330-340	1000	12	1	C	2,020.41
748-901-034002-03	300	PN 6	340-350	200	2	1	C	278.57
748-901-034003	300	PN16	340-350	300	4	1	B	501.96
748-901-034004	300	PN16	340-350	400	5	1	C	725.35
748-901-034006	300	PN16	340-350	600	7	1	C	1,020.36
748-901-035003-06	300	PN12	350-360	300	4	1	C	504.42
748-901-035004-06	300	PN12	350-360	400	5	1	C	729.18
748-901-059004-01	525	PN 1	590-600	400	5	1	C	1,285.19
748-902-016014	150	PN16	160-170	1400	34	2	C	5,486.26
748-902-032012	300	PN16	320-340	1200	30	2	C	4,009.25
748-902-032014	300	PN16	320-340	1400	34	2	C	4,729.91
748-902-033004	300	PN16	330-350	400	10	2	C	1,303.30
748-902-033005	300	PN16	330-350	500	12	2	C	1,923.11
748-902-033008	300	PN16	330-350	800	20	2	C	2,765.49
748-902-033012	300	PN16	330-350	1200	30	2	C	4,022.97
748-902-033014	300	PN16	330-350	1400	34	2	C	4,729.91
748-902-034004	300	PN16	340-360	400	10	2	B	1,301.71
748-902-034006	300	PN16	340-360	600	14	2	C	2,053.63
748-902-034008	300	PN16	340-360	800	20	2	C	2,774.28
748-902-034010	300	PN16	340-360	1000	24	2	C	3,399.45
748-902-035002-02	300	PN 3	350-370	200	4	2	C	610.90
748-902-035004	300	PN16	350-370	400	10	2	C	1,303.30
748-902-035010	300	PN16	350-370	1000	24	2	C	3,399.45
748-902-035504	300	PN16	355-375	400	10	2	C	1,307.14
748-902-036002-02	300	PN 3	360-380	200	4	2	C	613.66
748-902-036004	350	PN16	360-380	400	10	2	C	1,346.66
748-902-036006	300	PN16	360-380	600	14	2	C	2,136.76
748-902-037004	350	PN16	370-390	400	10	2	C	1,436.95
748-902-037008	350	PN16	370-390	800	20	2	C	3,311.53
748-902-037012	350	PN16	370-390	1200	30	2	C	4,603.40
748-902-038002-02	375	PN 3	380-400	200	4	2	C	615.84



AVK ref. no.	DN mm	Product PN Class	Seal range mm	L mm	Number of bolts	Element no.	Deliv. code	Gross Price NZD
748-902-038004	350	PN16	380-400	400	10	2	C	1,464.67
748-902-038006	300	PN16	380-400	600	14	2	C	2,200.71
748-902-038504	375	PN16	385-405	400	10	2	C	1,468.51
748-902-039004	375	PN16	390-410	400	10	2	B	1,469.60
748-902-039010	375	PN16	390-410	1000	24	2	C	3,621.19
748-902-040004	375	PN16	400-420	400	10	2	B	1,475.93
748-902-040006	375	PN16	400-420	600	14	2	C	2,206.48
748-902-040008	375	PN16	400-420	800	20	2	C	3,234.78
748-902-040012	375	PN16	400-420	1200	30	2	C	4,707.96
748-902-040014	375	PN16	400-420	1400	34	2	C	5,504.38
748-902-041002-02	375	PN 3	410-430	200	4	2	C	558.48
748-902-041004	375	PN16	410-430	400	10	2	B	1,399.35
748-902-041006	375	PN16	410-430	600	14	2	C	2,402.70
748-902-041008	375	PN16	410-430	800	20	2	C	3,225.45
748-902-041010	375	PN16	410-430	1000	24	2	C	4,061.39
748-902-041012	375	PN16	410-430	1200	30	2	C	4,699.18
748-902-042004	400	PN16	420-440	400	10	2	C	1,473.45
748-902-042008	375	PN16	420-440	800	20	2	C	3,225.45
748-902-042010	375	PN16	420-440	1000	24	2	C	4,065.23
748-902-042014	400	PN16	420-440	1400	34	2	C	5,515.90
748-902-042016	400	PN16	420-440	1600	40	2	C	6,352.93
748-902-043004	400	PN16	430-450	400	10	2	C	1,479.76
748-902-044004	400	PN16	440-460	400	10	2	C	1,484.70
748-902-044504	400	PN16	445-465	400	10	2	C	1,499.80
748-902-045004	450	PN16	450-470	400	10	2	C	1,720.72
748-902-045006	450	PN16	450-470	600	14	2	C	2,451.00
748-902-045008	450	PN16	450-470	800	20	2	C	3,579.76
748-902-045010	400	PN16	450-470	1000	24	2	C	4,493.35
748-902-045504	450	PN16	445-475	400	10	2	C	1,727.03
748-902-047004	450	PN16	470-490	400	10	2	C	1,738.28
748-902-047006	450	PN16	470-490	600	14	2	C	2,704.03
748-902-048008	450	PN16	480-500	800	20	2	C	3,676.91
748-902-048012	450	PN16	480-500	1200	30	2	C	5,349.87
748-902-049004	450	PN16	490-510	400	10	2	C	1,767.37
748-902-049006	450	PN16	490-510	600	14	2	C	2,720.78
748-902-049008	450	PN16	490-510	800	20	2	C	3,675.53
748-902-049010	450	PN16	490-510	1000	24	2	C	4,589.13
748-902-049012	450	PN16	490-510	1200	30	2	C	5,362.49
748-902-049014	450	PN16	490-510	1400	34	2	C	6,236.85
748-902-050004-05	450	PN10	500-520	400	10	2	C	1,776.16
748-902-050010-05	450	PN10	500-520	1000	24	2	C	4,252.40
748-902-051004-05	450	PN10	510-530	400	10	2	C	1,784.66
748-902-051008-05	450	PN10	510-530	800	20	2	C	3,849.52
748-902-053002-02	450	PN 3	530-550	200	4	2	C	528.29
748-902-053004-05	500	PN10	530-550	400	10	2	C	1,787.40
748-902-053006-05	450	PN10	530-550	600	14	2	C	2,876.64
748-902-056004-05	500	PN10	560-580	400	10	2	C	1,887.59
748-902-057003-01	525	PN 1	570-590	300	8	2	C	1,112.02
748-902-057004-05	525	PN10	570-590	400	10	2	C	1,896.32
748-902-057006-05	500	PN10	570-590	600	14	2	C	2,866.49
748-902-061004-03	600	PN 6	610-630	400	10	2	C	1,958.11
748-902-063004-03	600	PN 6	630-650	400	10	2	C	1,977.87
748-902-063005-03	600	PN 6	630-650	500	12	2	C	2,392.27
748-902-065004-03	600	PN 6	650-670	400	10	2	C	2,035.77
748-902-065006-03	600	PN 6	650-670	600	14	2	C	3,054.49
748-903-042006	400	PN16	420-450	600	21	3	C	2,156.90
748-903-045012	400	PN16	450-480	1200	45	3	C	7,016.25
748-903-048012	450	PN16	480-510	1200	45	3	C	7,100.50
748-903-049004	450	PN16	490-520	400	15	3	C	2,254.22
748-903-049006	450	PN16	490-520	600	21	3	C	3,373.92
748-903-049008	450	PN16	490-510	800	30	3	C	4,502.41
748-903-052006	450	PN16	520-550	600	21	3	C	3,392.58
748-903-052008	450	PN16	520-550	800	30	3	C	4,554.00
748-903-053004	500	PN16	530-560	400	15	3	C	2,275.63
748-903-054004	500	PN16	540-570	400	15	3	C	2,200.15
748-903-054006	500	PN16	540-570	600	21	3	C	3,417.84
748-903-054506	500	PN16	545-575	600	21	3	C	3,417.84



AVK ref. no.	DN mm	Product PN Class	Seal range mm	L mm	Number of bolts	Element no.	Deliv. code	Gross Price NZD
748-903-055004	500	PN16	550-580	400	15	3	C	2,200.15
748-903-056004	500	PN16	560-590	400	15	3	C	2,333.26
748-903-056006	500	PN16	560-590	600	21	3	C	3,491.66
748-903-057002-02	525	PN 3	570-590	200	6	3	C	603.49
748-903-057004	500	PN16	570-600	400	15	3	C	2,442.48
748-903-057008	500	PN16	570-600	800	30	3	C	4,675.58
748-903-058004	500	PN16	580-610	400	15	3	C	2,372.23
748-903-058006	500	PN16	580-610	600	21	3	C	3,550.95
748-903-058008	500	PN16	580-610	800	30	3	C	4,498.40
748-903-059012	525	PN16	590-620	1200	45	3	C	7,381.81
748-903-060004	600	PN16	600-630	400	15	3	C	2,502.86
748-903-060006	600	PN16	600-630	600	21	3	C	3,542.15
748-903-060008	600	PN16	600-630	800	30	3	C	4,737.05
748-903-060012	600	PN16	600-630	1200	45	3	C	7,408.70
748-903-061002-01	600	PN 1	610-640	200	6	3	C	666.33
748-903-061006	600	PN16	610-640	600	21	3	C	3,554.77
748-903-062004	600	PN16	620-650	400	15	3	C	2,519.33
748-903-062006	600	PN16	620-650	600	21	3	C	3,568.50
748-903-063004	600	PN16	630-660	400	15	3	C	2,503.96
748-903-063006	600	PN16	630-660	600	21	3	C	5,536.39
748-903-063008	600	PN16	630-660	800	30	3	C	4,792.22
748-903-063510	525	PN16	635-665	1000	36	3	C	6,122.97
748-903-065002-01	600	PN 1	650-680	200	6	3	C	746.49
748-903-065004	600	PN16	650-680	400	15	3	C	2,521.54
748-903-065006	600	PN16	650-680	600	21	3	C	3,618.72
748-903-065008	600	PN16	650-680	800	30	3	C	4,827.62
748-903-066006	600	PN16	660-690	600	21	3	C	3,668.12
748-903-066010	600	PN16	660-690	1000	36	3	C	6,180.59
748-903-068004	600	PN16	680-710	400	15	3	C	2,568.18
748-903-068504	600	PN16	685-715	400	15	3	C	2,572.02
748-903-069002-01	600	PN 1	690-720	200	6	3	C	758.81
748-903-069006	600	PN16	690-720	600	21	3	C	3,728.35
748-903-070006-02	600	PN 3	700-730	600	21	3	C	3,957.93
748-903-070010-02	675	PN 3	700-730	1000	36	3	C	6,516.50
748-903-071004-02	700	PN 3	710-740	400	15	3	C	2,593.43
748-903-071006-02	600	PN 3	710-740	600	21	3	C	3,970.56
748-903-071012-05	600	PN10	710-740	1200	45	3	C	7,710.30
748-903-073008-02	675	PN 3	730-760	800	30	3	C	5,353.71
748-903-073512-02	675	PN 3	735-765	1200	45	3	C	8,082.18
748-903-076004-02	700	PN 3	760-790	400	15	3	C	2,830.82
748-903-076006-02	750	PN 3	760-790	600	21	3	C	4,055.09
748-903-076010-02	700	PN 3	760-790	1000	36	3	C	6,689.12
748-903-077002-01	750	PN 1	770-800	200	6	3	C	816.45
748-903-078006-02	750	PN 3	780-810	600	21	3	C	4,198.33
748-903-080510-02	750	PN 3	805-835	1000	36	3	C	7,016.25
748-904-077010-02	750	PN 3	770-810	1000	48	4	C	8,294.30
748-904-079006-02	750	PN 3	790-830	600	28	4	C	5,058.42
748-904-080006-02	750	PN 3	800-840	600	28	4	C	5,023.84
748-904-080008-02	750	PN 3	800-840	800	40	4	C	6,770.91
748-904-082006-02	750	PN 3	820-860	600	28	4	C	5,050.73
748-904-086006-02	800	PN 3	860-900	600	28	4	C	5,132.52
748-904-086016-02	750	PN 3	860-900	1600	80	4	C	13,530.55
748-904-089006-02	800	PN 3	890-930	600	28	4	C	5,178.35
748-904-090012-02	750	PN 3	900-940	1200	60	4	C	10,279.03
748-904-091006-02	900	PN 3	910-950	600	28	4	C	5,228.29
748-904-093006-02	900	PN 3	930-970	600	28	4	C	5,256.29
748-904-093010-02	900	PN 3	930-960	1000	48	4	C	8,753.16
748-904-095010-02	900	PN 3	950-990	1000	48	4	C	8,785.27
748-904-096006-02	900	PN 3	960-1000	600	28	4	C	5,293.33
748-904-096010-02	900	PN 3	960-1000	1000	48	4	C	8,816.82
748-904-097008-02	900	PN 3	970-1010	800	40	4	C	5,788.42
748-904-099006-02	900	PN 3	990-1030	600	28	4	C	5,307.60
748-905-100006-02	1000	PN 3	1000-1040	600	35	5	C	6,378.46
748-905-103010-02	1000	PN 3	1030-1070	1000	60	5	C	11,173.69
748-905-110006-02	1100	PN 3	1100-1140	600	35	5	C	6,496.74
748-905-118006-01	1100	PN 1	1180-1220	600	35	5	C	6,517.60



748/90-002

Repair Clamp, HDPE
Stainless Steel
NBR rubber
Single, Double & Multiple
For Pipelines used in water
reticulation, sewerage,
wastewater and irrigation
Product class: PN3-16



AVK ref. no.	DN mm	Product PN Class	Seal range mm	L mm	Number of bolts	Element no.	Deliv. code	Gross Price NZD
748-901-006302-1	50	PN16	63	200	2	1	C	188.58
748-901-007502-1	80	PN16	75	200	2	1	C	177.77
748-901-009002-1	80	PN16	90	200	2	1	C	192.19
748-901-011002-1	100	PN16	110	200	2	1	C	226.41
748-901-011003-1	100	PN16	110	300	3	1	C	319.17
748-901-011004-1	100	PN16	110	400	5	1	C	614.19
748-901-012502-1	100	PN16	125	200	2	1	C	234.10
748-901-012503-1	100	PN16	125	300	3	1	B	326.03
748-901-014003-1	125	PN16	140	300	3	1	C	329.05
748-901-016003-1	150	PN16	160	300	3	1	C	331.80
748-901-018003-1	150	PN16	180	300	3	1	C	382.84
748-901-020003-1	200	PN16	200	300	3	1	C	385.03
748-901-020004-1	200	PN16	200	400	5	1	C	768.43
748-901-022504-1	225	PN16	225	400	5	1	C	768.43
748-901-028006-1	280	PN16	280	600	7	1	C	1,187.49
748-901-031506-1	315	PN16	315	600	7	1	C	1,199.31
748-902-035506-1	355	PN16	355	600	14	2	C	2,261.92
748-902-040006-1	400	PN16	400	600	14	2	C	2,398.85
748-902-045008-1	450	PN16	450	800	20	2	C	3,543.52
748-902-050008-1	500	PN16	500	800	20	2	C	3,659.63
748-902-050012-1	500	PN16	500	1200	30	2	C	5,021.03
748-902-056010-16	560	PN12	560	1000	24	2	C	4,603.68
748-903-056012-1	560	PN16	560	1200	45	3	C	9,217.51
748-903-063010-15	630	PN10	630	1000	36	3	C	6,202.82
748-903-071012-15	710	PN10	710	1200	45	3	C	9,980.44
748-904-100012-12	1000	PN 3	1000	1200	60	4	C	8,522.94



748/91-001

Flanged Clamp
Stainless Steel
NBR rubber
AISI316SS, 2P-5P
Flange drilling: AS 4087 B7
For use on Cast Iron, Steel,
PVC-U, PVC-M, AC
and copper pipes
Product class: PN3-16



AVK ref. no.	DN mm	Product PN Class	Seal range mm	DN2 mm	L mm	Deliv. code	Gross Price NZD
748-912-011004-00-110	100	PN16	110-115	100	400	B	1,283.00
748-912-012004-00-108	100	PN16	120-125	80	400	C	1,254.18
748-912-012004-00-110	100	PN16	120-125	100	400	B	1,286.56
748-912-013504-00-110	125	PN16	135-140	100	400	C	1,284.37
748-912-014004-00-108	125	PN16	140-150	80	400	C	1,258.84
748-912-014004-00-110	125	PN16	140-150	100	400	C	1,286.56
748-912-015004-00-108	150	PN16	150-160	80	400	C	1,262.13
748-912-015004-00-110	150	PN16	150-160	100	400	C	1,273.67
748-912-016004-00-105	150	PN16	160-170	50	400	C	1,257.96
748-912-016004-00-106	150	PN16	160-170	65	400	C	1,340.08
748-912-016004-00-108	150	PN16	160-170	80	400	C	1,265.72
748-912-016004-00-110	150	PN16	160-170	100	400	B	1,286.56
748-912-016004-00-115	150	PN16	160-170	150	400	C	1,387.83
748-912-017504-00-106	150	PN16	175-185	65	400	C	1,192.54
748-912-017504-00-108	150	PN16	175-185	80	400	C	1,270.36
748-912-017504-00-110	150	PN16	175-185	100	400	B	1,291.22
748-912-017504-00-115	150	PN16	175-185	150	400	B	1,392.51
748-912-020004-00-108	200	PN16	200-210	80	400	C	1,442.44
748-912-020004-00-110	200	PN16	200-210	100	400	C	1,464.39
748-912-020004-00-115	200	PN16	200-210	150	400	C	1,576.09
748-912-021004-00-110	200	PN16	210-220	100	400	C	1,468.24
748-912-021504-00-108	200	PN16	215-225	80	400	C	1,451.77
748-912-021504-00-110	200	PN16	215-225	100	400	C	1,474.82
748-912-021504-00-115	200	PN16	215-225	150	400	C	1,585.42
748-912-021504-07-210	200	PN14	215-225	100	400	C	1,463.03
748-912-022504-00-105	200	PN16	225-235	50	400	C	1,545.90
748-912-022506-00-110	200	PN16	225-235	100	600	C	2,349.46
748-912-023004-00-108	200	PN16	230-240	80	400	C	1,463.29
748-912-023004-00-110	200	PN16	230-240	100	400	B	1,484.15
748-912-023004-00-115	200	PN16	230-240	150	400	C	1,596.95
748-912-023006-00-120	200	PN16	230-240	200	600	C	2,777.57
748-912-025004-00-108	225	PN16	250-260	80	400	C	1,474.82
748-912-025004-00-110	225	PN16	250-260	100	400	B	1,495.68
748-912-025004-00-115	225	PN16	250-260	150	400	C	1,608.49
748-912-025006-00-110	225	PN16	250-260	100	600	C	2,308.28
748-912-025006-00-115	225	PN16	250-260	150	600	C	2,458.95
748-912-025006-00-120	225	PN16	250-260	200	600	C	2,797.88
748-912-025006-00-122	225	PN16	250-260	225	600	C	3,475.74
748-912-026004-00-108	225	PN16	260-270	80	400	C	1,480.59
748-912-026004-00-110	225	PN16	260-270	100	400	C	1,543.45
748-912-026004-00-115	225	PN16	260-270	150	400	C	1,614.24
748-912-026006-00-120	225	PN16	260-270	200	600	C	2,808.32
748-912-026006-00-122	225	PN16	260-270	225	600	C	3,486.17
748-912-026506-00-122	225	PN16	265-275	225	600	C	3,489.46
748-912-027004-00-108	250	PN16	270-280	80	400	C	1,404.54
748-912-027004-00-110	250	PN16	270-280	100	400	C	1,516.81
748-912-027004-00-115	250	PN16	270-280	150	400	C	1,628.23
748-912-027006-00-120	250	PN16	270-280	200	600	C	2,828.90
748-912-027504-00-105	250	PN16	275-285	50	400	C	1,482.62
748-912-027504-00-106	250	PN16	275-285	65	400	C	1,579.39
748-912-027504-00-108	250	PN16	275-285	80	400	C	1,497.05
748-912-027504-00-110	250	PN16	275-285	100	400	C	1,517.91
748-912-027504-00-115	250	PN16	275-285	150	400	C	1,630.71
748-912-027506-00-120	250	PN16	275-285	200	600	C	2,833.28
748-912-027506-00-122	250	PN16	275-285	225	600	C	3,512.24
748-912-028006-00-110	250	PN16	280-290	100	600	C	2,416.97
748-912-028006-00-115	250	PN16	280-290	150	600	C	2,505.88
748-912-028504-00-108	250	PN16	285-295	80	400	C	1,500.34
748-912-028504-00-110	250	PN16	285-295	100	400	C	1,568.96
748-912-028504-00-115	250	PN16	285-295	150	400	C	1,634.01
748-912-028506-00-120	250	PN16	285-295	200	600	C	2,840.15
748-912-028506-00-122	250	PN16	285-295	225	600	C	3,519.10
748-912-028506-00-125	250	PN16	285-295	250	600	C	3,079.73
748-912-029006-00-125	250	PN16	290-300	250	600	C	3,083.29
748-912-029504-00-110	250	PN16	295-305	100	400	C	1,568.96
748-912-031004-00-108	300	PN16	310-320	80	400	C	1,539.86



AVK ref. no.	DN mm	Product PN Class	Seal range mm	DN2 mm	L mm	Deliv. code	Gross Price NZD
748-912-031004-00-110	300	PN16	310-320	100	400	C	1,609.57
748-912-031006-00-115	300	PN16	310-320	150	600	C	2,537.72
748-912-031006-00-122	300	PN16	310-320	225	600	C	3,556.70
748-912-031006-00-125	300	PN16	310-320	250	600	C	3,118.70
748-912-032004-00-108	300	PN16	320-330	80	400	C	1,542.34
748-912-032004-00-110	300	PN16	320-330	100	400	C	1,610.94
748-912-032006-00-120	300	PN16	320-330	200	600	C	2,883.51
748-912-032006-00-125	300	PN16	320-330	250	600	C	3,123.09
748-912-033004-00-108	300	PN16	330-340	80	400	C	1,545.90
748-912-033004-00-110	300	PN16	330-340	100	400	C	1,614.24
748-912-033004-00-115	300	PN16	330-340	150	400	C	1,679.55
748-912-033006-00-120	300	PN16	330-340	200	600	C	2,890.36
748-912-033006-00-122	300	PN16	330-340	225	600	C	3,568.22
748-912-033006-00-125	300	PN16	330-340	250	600	C	3,129.95
748-912-033008-00-130	300	PN16	330-340	300	800	C	4,208.49
748-912-034004-00-108	300	PN16	340-350	80	400	C	1,549.20
748-912-034004-00-110	300	PN16	340-350	100	400	C	1,568.96
748-912-034004-00-115	300	PN16	340-350	150	400	C	1,684.21
748-912-034006-00-110	300	PN16	340-350	100	600	C	1,516.62
748-912-034006-00-115	300	PN16	340-350	150	600	C	2,253.40
748-912-034006-00-120	300	PN16	340-350	200	600	C	2,899.42
748-912-034006-00-122	300	PN16	340-350	225	600	C	3,605.83
748-912-034006-00-125	300	PN16	340-350	250	600	C	3,139.28
748-912-034008-00-122	300	PN16	340-350	225	800	C	3,848.15
748-912-034008-00-130	300	PN16	340-350	300	800	C	4,224.40
748-912-035004-00-105	300	PN16	350-360	50	400	C	1,678.19
748-912-035004-00-108	300	PN16	350-360	80	400	C	1,595.85
748-912-035004-00-110	300	PN16	350-360	100	400	C	1,615.61
748-912-035004-00-115	300	PN16	350-360	150	400	C	1,729.50
748-912-035006-00-120	300	PN16	350-360	200	600	C	3,001.24
748-912-035006-00-125	300	PN16	350-360	250	600	C	3,193.90
748-912-035504-00-105	300	PN16	355-365	50	400	C	1,679.55
748-912-035504-00-110	300	PN16	355-365	100	400	C	1,617.80
748-912-035506-00-115	300	PN16	355-365	150	600	C	2,729.79
748-912-035508-00-120	300	PN16	355-365	200	800	C	3,888.77
748-912-035508-00-122	300	PN16	355-365	225	800	C	4,477.72
748-912-036004-00-110	300	PN16	360-370	100	400	C	1,618.91
748-912-036006-00-120	300	PN16	360-370	200	600	C	2,598.64
748-912-036504-00-110	300	PN16	365-375	100	400	C	1,634.01
748-912-036504-00-115	300	PN16	365-375	150	400	C	1,747.89
748-912-036508-00-130	300	PN16	365-375	300	800	C	4,342.96
748-912-037004-00-110	350	PN16	370-380	100	400	C	1,798.38
748-912-037006-00-120	350	PN16	370-380	200	600	C	2,870.33
748-912-037506-00-120	350	PN16	375-385	200	600	C	2,930.33
748-912-038004-00-110	350	PN16	380-390	150	400	C	1,797.03
748-912-038006-00-120	350	PN16	380-390	200	600	C	2,986.14
748-912-038006-00-122	350	PN16	380-390	225	600	C	3,543.52
748-912-038006-00-125	350	PN16	380-390	250	600	C	3,119.80
748-912-039004-00-108	350	PN16	390-400	80	400	C	1,800.85
748-912-039004-00-110	350	PN16	390-400	100	400	C	1,809.11
748-912-039004-00-115	350	PN16	390-400	150	400	C	1,934.50
748-912-039006-00-120	350	PN16	390-400	200	600	C	2,902.71
748-912-039008-00-130	375	PN16	390-400	300	800	C	4,755.45
748-912-039506-00-122	375	PN16	395-405	225	600	C	4,009.80
748-912-040004-00-105	375	PN16	400-410	50	400	C	1,763.26
748-912-040004-00-108	375	PN16	400-410	80	400	C	1,827.21
748-912-040004-00-110	375	PN16	400-410	100	400	C	1,848.88
748-912-040004-00-115	375	PN16	400-410	150	400	C	1,974.30
748-912-040006-00-115	375	PN16	400-410	150	600	C	3,117.23
748-912-040006-00-120	375	PN16	400-410	200	600	C	3,320.69
748-912-040006-00-122	375	PN16	400-410	225	600	C	4,012.27
748-912-040006-00-125	375	PN16	400-410	250	600	C	3,561.64
748-912-040008-00-122	375	PN16	400-410	225	800	C	3,753.82
748-912-041004-00-105	375	PN16	410-420	50	400	C	1,773.14
748-912-041004-00-108	375	PN16	410-420	80	400	C	1,836.80
748-912-041004-00-110	375	PN16	410-420	100	400	C	1,858.48
748-912-041006-00-122	375	PN16	410-420	225	600	C	3,998.82



AVK ref. no.	DN mm	Product PN Class	Seal range mm	DN2 mm	L mm	Deliv. code	Gross Price NZD
748-912-041006-00-125	375	PN16	410-420	250	600	C	3,575.10
748-912-041008-00-115	400	PN16	410-420	150	800	C	3,297.90
748-912-042004-00-108	375	PN16	420-430	80	400	C	1,859.86
748-912-042004-00-110	375	PN16	420-430	100	400	C	1,881.55
748-912-042004-00-115	375	PN16	420-430	150	400	C	2,006.68
748-912-042006-00-115	375	PN16	420-430	150	600	C	2,483.77
748-912-042006-00-120	375	PN16	420-430	200	600	C	3,202.68
748-912-042006-00-122	375	PN16	420-430	225	600	C	3,839.92
748-912-042006-00-125	375	PN16	420-430	250	600	C	3,388.20
748-912-043004-00-108	375	PN16	430-440	80	400	C	1,777.58
748-912-043004-00-110	375	PN16	430-440	100	400	C	1,899.38
748-912-043006-00-120	375	PN16	430-440	200	600	C	3,214.75
748-912-043006-00-125	375	PN16	430-440	250	600	C	3,471.34
748-912-044004-00-108	400	PN16	440-450	80	400	C	2,069.26
748-912-044004-00-110	400	PN16	440-450	100	400	C	2,090.94
748-912-044004-00-115	400	PN16	440-450	150	400	C	2,216.35
748-912-044006-00-120	375	PN16	440-450	200	600	C	3,231.76
748-912-044006-00-125	375	PN16	440-450	250	600	C	3,462.84
748-912-045004-00-105	450	PN16	450-460	50	400	C	2,004.22
748-912-045004-00-110	450	PN16	450-460	100	400	C	2,089.85
748-912-045004-00-115	450	PN16	450-460	150	400	C	2,214.98
748-912-045006-00-120	400	PN16	450-460	200	600	C	3,231.76
748-912-045008-00-125	375	PN16	450-460	250	800	C	4,538.36
748-912-045008-00-130	375	PN16	450-460	300	800	C	4,844.64
748-912-045010-00-130	375	PN16	450-460	300	1000	C	5,572.98
748-912-046004-00-108	450	PN16	460-470	80	400	C	1,945.04
748-912-046006-00-120	375	PN16	460-470	200	600	C	3,247.40
748-912-047004-00-115	450	PN16	470-480	150	400	C	2,231.99
748-912-048004-00-110	450	PN16	480-490	100	400	C	2,117.55
748-912-048004-00-115	450	PN16	480-490	150	400	C	2,244.07
748-912-048006-00-120	450	PN16	480-490	200	600	C	3,266.62
748-912-049004-00-105	450	PN16	490-500	50	400	C	2,036.87
748-912-049004-00-108	450	PN16	490-500	80	400	C	2,100.54
748-912-049004-00-110	450	PN16	490-500	100	400	C	2,122.22
748-912-049004-00-115	450	PN16	490-500	150	400	C	2,247.63
748-912-049006-00-110	450	PN16	490-500	100	600	C	3,017.15
748-912-049006-00-120	450	PN16	490-500	200	600	C	3,273.76
748-912-049006-00-122	450	PN16	490-500	225	600	C	3,929.11
748-912-050004-00-108	450	PN16	500-510	80	400	C	2,209.21
748-912-050004-00-110	450	PN16	500-510	100	400	C	2,236.66
748-912-050004-00-115	450	PN16	500-510	150	400	C	2,263.28
748-912-050006-00-120	450	PN16	500-510	200	600	C	3,291.87
748-912-050006-00-122	450	PN16	500-510	225	600	C	3,948.32
748-912-050008-00-130	450	PN16	500-510	300	800	C	4,947.00
748-912-050008-06-135	450	PN12	500-510	350	800	C	6,542.05
748-912-050010-00-122	450	PN16	500-510	225	1000	C	8,475.52
748-912-050504-00-110	450	PN16	505-515	100	400	C	2,140.33
748-912-050506-00-125	450	PN16	505-515	250	600	C	3,526.80
748-912-051004-06-110	450	PN12	510-520	100	400	C	2,142.80
748-913-049004-00-110	450	PN16	490-500	100	400	C	1,992.16
748-913-051008-06-130	450	PN12	510-520	300	800	C	5,024.91
748-913-053004-06-108	500	PN12	530-540	80	400	C	2,501.77
748-913-053004-06-110	500	PN12	530-540	100	400	C	2,523.45
748-913-053004-06-115	500	PN12	530-540	150	400	C	2,648.59
748-913-053006-06-115	500	PN12	530-540	150	600	C	3,749.35
748-913-053006-06-120	450	PN12	530-540	200	600	C	3,920.60
748-913-053008-06-130	450	PN12	530-540	300	800	C	5,803.24
748-913-054004-06-108	500	PN12	540-550	80	400	C	2,503.42
748-913-054004-06-110	500	PN12	540-550	100	400	C	2,510.54
748-913-054004-06-115	500	PN12	540-550	150	400	C	2,635.97
748-913-054006-06-120	500	PN12	540-550	200	600	C	3,906.33
748-913-054008-06-130	450	PN12	540-550	300	800	C	5,815.31
748-913-055004-06-110	500	PN12	550-560	100	400	C	2,513.85
748-913-055004-06-115	500	PN12	550-560	150	400	C	2,640.35
748-913-056004-06-105	500	PN12	560-570	50	400	C	2,588.22
748-913-056004-06-108	500	PN12	560-570	80	400	C	2,497.65
748-913-056004-06-110	500	PN12	560-570	100	400	C	2,519.60



AVK ref. no.	DN mm	Product PN Class	Seal range mm	DN2 mm	L mm	Deliv. code	Gross Price NZD
748-913-056004-06-115	500	PN12	560-570	150	400	C	2,644.20
748-913-056006-06-120	500	PN12	560-570	200	600	C	3,924.99
748-913-056006-06-122	500	PN12	560-570	225	600	C	4,576.78
748-913-056008-05-137	500	PN10	560-570	375	800	C	5,462.85
748-913-056008-06-122	500	PN12	560-570	225	800	C	5,486.81
748-913-056008-06-130	500	PN12	560-570	300	800	C	5,819.43
748-913-056010-06-125	500	PN12	560-570	250	1000	C	6,578.25
748-913-057004-06-108	500	PN12	570-580	80	400	C	2,554.74
748-913-057004-06-110	500	PN12	570-580	100	400	C	2,575.59
748-913-057004-06-115	500	PN12	570-580	150	400	C	2,701.01
748-913-057008-06-130	525	PN12	570-580	300	800	C	5,901.76
748-913-058004-06-110	525	PN12	580-590	100	400	C	2,580.26
748-913-058004-06-115	525	PN12	580-590	150	400	C	2,705.69
748-913-058006-06-120	525	PN12	580-590	200	600	C	3,988.94
748-913-058006-06-122	525	PN12	580-590	225	600	C	4,642.09
748-913-058006-06-125	525	PN12	580-590	250	600	C	4,220.01
748-913-058008-06-130	525	PN12	580-590	300	800	C	5,914.68
748-913-058504-06-108	525	PN12	585-595	80	400	C	2,561.59
748-913-059004-06-110	525	PN12	590-600	100	400	C	2,597.55
748-913-059004-06-115	525	PN12	590-600	150	400	C	2,708.14
748-913-059006-06-120	525	PN12	590-600	200	600	C	3,995.80
748-913-059008-06-130	525	PN12	590-600	300	800	C	5,564.61
748-913-061004-00-108	600	PN16	610-620	80	400	C	2,486.56
748-913-061004-06-110	600	PN12	610-620	100	400	C	2,648.86
748-913-061004-06-115	600	PN12	610-620	150	400	C	2,729.00
748-913-061006-06-120	600	PN12	610-620	200	600	C	5,175.83
748-913-061008-05-130	600	PN10	610-620	300	800	C	5,965.70
748-913-063004-05-108	600	PN10	630-640	80	400	C	2,614.01
748-913-063004-05-110	600	PN10	630-640	100	400	C	2,708.14
748-913-063006-05-120	600	PN10	630-640	200	600	C	4,042.18
748-913-063006-05-125	600	PN10	630-640	250	600	C	4,227.16
748-913-063008-05-130	525	PN10	630-640	300	800	C	6,008.79
748-913-065004-05-105	600	PN10	650-660	50	400	C	2,698.81
748-913-065004-05-108	600	PN10	650-660	80	400	C	2,609.34
748-913-065004-05-115	600	PN10	650-660	150	400	C	2,755.62
748-913-065006-05-120	600	PN10	650-660	200	600	C	4,055.09
748-913-065006-05-125	600	PN10	650-660	250	600	C	4,244.44
748-913-066006-05-115	600	PN10	660-670	150	600	C	3,950.52
748-913-066006-05-122	600	PN10	660-670	225	600	C	4,693.15
748-913-066006-05-125	600	PN10	660-670	250	600	C	4,244.44
748-913-066006-06-120	600	PN12	660-670	200	600	C	4,058.65
748-913-066008-05-130	600	PN10	660-670	300	800	C	6,038.98
748-913-066504-05-108	600	PN10	665-675	80	400	C	2,616.21
748-913-066504-05-110	600	PN10	665-675	100	400	C	2,624.44
748-913-066504-05-115	600	PN10	665-675	150	400	C	2,762.76
748-913-066506-05-120	600	PN10	665-675	200	600	C	4,063.31
748-913-066506-05-125	600	PN10	665-675	250	600	C	4,387.80
748-913-066508-05-130	600	PN10	665-675	300	800	C	6,054.08
748-913-067006-06-120	600	PN12	670-680	200	600	C	4,267.39
748-913-069004-05-108	600	PN10	690-700	80	400	C	2,745.19
748-913-069004-05-110	600	PN10	690-700	100	400	C	2,654.63
748-913-069004-05-115	600	PN10	690-700	150	400	C	2,780.05
748-913-069006-05-120	600	PN10	690-700	200	600	C	4,089.93
748-913-069008-03-130	650	PN 6	690-700	300	800	C	6,100.73
748-913-070008-03-130	650	PN 6	700-710	300	800	C	6,149.30
748-913-071004-05-108	600	PN10	710-720	80	400	C	2,648.86
748-913-071004-05-110	600	PN10	710-720	100	400	C	2,669.72
748-913-071004-05-115	600	PN10	710-720	150	400	C	2,902.17
748-913-071006-05-120	675	PN10	710-720	200	600	C	4,526.84
748-913-073006-03-110	675	PN 6	730-740	100	600	C	4,063.31
748-913-074006-03-110	675	PN 6	740-750	100	600	C	4,101.45
748-913-074008-03-130	675	PN 6	740-750	300	800	C	6,873.54
748-913-075006-03-115	675	PN 6	750-760	150	600	C	4,252.67
748-913-077006-03-115	675	PN 6	770-780	150	600	C	4,222.49
748-913-078006-03-115	675	PN 6	780-790	150	600	C	4,229.34
748-914-080006-03-115	750	PN 6	800-820	150	600	C	4,947.54
748-914-082006-03-108	750	PN 6	820-840	80	600	C	4,818.56



AVK ref. no.	DN mm	Product PN Class	Seal range mm	DN2 mm	L mm	Deliv. code	Gross Price NZD
748-914-082006-03-110	750	PN 6	820-840	100	600	C	4,825.69
748-914-082006-03-115	750	PN 6	820-840	150	600	C	4,964.01
748-914-082008-03-120	750	PN 6	820-830	200	800	C	6,903.73
748-914-082008-03-122	750	PN 6	820-830	225	800	C	7,654.59
748-914-082008-03-125	750	PN 6	820-830	250	800	C	7,158.13
748-914-082008-03-130	750	PN 6	820-830	300	800	C	7,492.94
748-914-084008-03-130	750	PN 6	840-850	300	800	C	7,512.71
748-914-086006-03-108	750	PN 6	860-870	80	600	C	4,947.54
748-914-086006-03-110	750	PN 6	860-880	100	600	C	4,871.25
748-914-092008-03-130	900	PN 6	920-930	300	800	C	8,074.21
748-914-093006-03-110	900	PN 6	930-940	100	600	C	4,922.03
748-914-094006-03-110	900	PN 6	940-950	100	600	C	4,932.45
748-914-094006-03-115	900	PN 6	940-950	150	600	C	5,070.77
748-914-095008-03-130	900	PN 6	950-960	300	800	C	8,141.44
748-915-104006-02-108	1000	PN 3	1040-1060	80	600	C	6,038.98
748-915-104006-03-115	1000	PN 6	1040-1060	150	600	C	6,476.70
748-915-106008-02-120	1000	PN 3	1060-1070	200	800	C	7,742.96
748-915-109008-02-120	900	PN 3	1090-1100	200	800	C	8,135.67
748-915-114006-02-115	1000	PN 3	1140-1160	150	600	C	6,529.39

748/91-002

Flanged Clamp, HDPE
Stainless Steel
NBR rubber
Flange Drilling: AS4087 B7
For use in water reticulation,
sewerage, wastewater and
irrigation
Product class: PN6-16



AVK ref. no.	DN mm	Product PN Class	Seal range mm	DN2 mm	L mm	Deliv. code	Gross Price NZD
748-912-025004-10-108	250	PN16	250	80	400	C	1,780.68
748-912-031506-10-108	315	PN16	315	80	600	C	2,649.35
748-912-031506-10-110	315	PN16	315	100	600	C	2,658.97
748-912-035506-10-108	355	PN16	355	80	600	C	2,722.02
748-912-035506-10-110	355	PN16	355	100	600	C	2,729.75
748-912-040006-10-110	400	PN16	400	100	600	C	2,775.80
748-912-045008-10-108	450	PN16	450	80	800	C	4,403.77
748-912-045008-10-110	450	PN16	450	100	800	C	4,433.76
748-912-045008-10-115	450	PN16	450	150	800	C	4,547.84
748-912-050008-10-108	500	PN16	500	80	800	C	4,533.91
748-912-050008-10-115	500	PN16	500	150	800	C	4,677.97
748-914-080012-13-110	800	PN 6	800	100	1200	C	8,452.14
748-914-080012-13-115	800	PN 6	800	150	1200	C	8,565.50



748/91-003

Flanged Clamp
Stainless Steel
NBR rubber
Flanged Offtake Clamp
AISI316SS 2P-3P
Flange drilling to AS2129 E
For use on Cast Iron, Steel,
PVC-U, PVC-M, AC and
copper pipes
Product class: PN10-14



AVK ref. no.	DN mm	Product PN Class	Seal range mm	DN2 mm	L mm	Deliv. code	Gross Price NZD
748-912-016004-07-210	150	PN14	160-170	100	400	C	1,355.16
748-912-017504-07-210	150	PN14	175-185	100	400	C	1,359.83
748-912-022504-07-210	200	PN14	225-235	100	400	C	1,558.54
748-912-025004-07-210	225	PN14	250-260	100	400	C	1,570.06
748-912-025006-07-220	225	PN14	250-260	200	600	C	3,219.14
748-912-027006-07-220	250	PN14	270-280	200	600	C	3,248.78
748-912-028504-07-210	250	PN14	285-295	100	400	C	1,643.33
748-912-034004-07-210	300	PN14	340-350	100	400	C	1,643.33
748-912-035004-07-215	300	PN14	350-360	150	400	C	1,915.29
748-912-039004-00-215	350	PN16	390-400	150	400	C	2,137.86
748-912-044004-07-210	400	PN14	440-450	100	400	C	2,172.99
748-912-045004-07-210	450	PN14	450-460	100	400	C	2,171.62
748-912-047004-07-210	450	PN14	470-480	100	400	C	2,204.27
748-912-049004-07-210	450	PN14	490-500	100	400	C	2,204.27
748-913-053004-06-210	500	PN12	530-540	100	400	C	2,605.23
748-913-071004-05-210	600	PN10	710-720	100	400	C	2,752.05





748/91-004

Flanged Clamp
Stainless Steel
NBR rubber
Flanged Offtake Clamp
316SS 2P-5P
Flange drilling to ANSI B16.1
For use on Cast Iron, Steel,
PVC-U, PVC-M, AC and
copper pipes
Product class: PN12-16



AVK ref. no.	DN mm	Product PN Class	Seal range mm	DN2 mm	L mm	Deliv. code	Gross Price NZD
748-912-011004-00-810	100	PN16	110-115	100	400	C	1,544.53
748-912-016004-00-815	150	PN16	160-170	150	400	C	1,729.50
748-912-027504-00-810	250	PN16	275-285	100	400	C	1,803.87
748-912-031004-00-808	300	PN16	310-320	80	400	C	1,727.03
748-912-034004-00-810	300	PN16	340-350	100	400	C	1,854.92
748-912-044004-00-810	400	PN16	440-450	100	400	C	2,405.43
748-913-065004-06-805	600	PN12	650-660	50	400	C	2,792.94



748/92-001

Tapped clamp
Stainless Steel
NBR rubber
BSP Offtake Clamp,
Female, AISI316SS 1P-4P
For use on Cast Iron, Steel,
PVC-U, PVC-M, AC, copper
pipes
Product class: PN3-16



AVK ref. no.	DN mm	Product PN Class	Seal range mm	DN2 mm	L mm	Deliv. code	Gross Price NZD
748-921-004701-00-101	40	PN16	47-52	20	150	C	169.60
748-921-004701-00-102	40	PN16	47-52	25	150	C	180.31
748-921-005901-00-101	50	PN16	59-64	20	150	C	169.60
748-921-005901-00-102	50	PN16	59-64	25	150	C	180.31
748-921-005901-00-103	50	PN16	59-64	32	150	C	203.10
748-921-005901-06-104	50	PN12	59-64	40	150	C	217.36
748-921-005903-00-101	50	PN16	59-64	20	300	C	247.27
748-921-006301-00-101	50	PN16	63-68	20	150	C	170.98
748-921-006301-00-102	50	PN16	63-68	25	150	C	181.40
748-921-006301-00-103	50	PN16	63-68	32	150	C	204.18
748-921-006301-06-104	50	PN12	63-68	40	150	C	218.45
748-921-006901-00-101	50	PN16	69-74	20	150	C	172.07
748-921-006901-00-102	50	PN16	69-74	25	150	C	182.77
748-921-006901-06-104	50	PN12	69-74	40	150	C	219.55
748-921-006903-00-102	50	PN16	69-74	25	300	C	258.52
748-921-007501-00-101	80	PN16	75-80	20	150	C	172.07
748-921-007501-00-102	80	PN16	75-80	25	150	C	182.77
748-921-007501-00-103	80	PN16	75-80	32	150	C	205.55
748-921-007501-00-104	80	PN16	75-80	40	150	C	219.55
748-921-007501-00-105	80	PN16	75-80	50	150	C	237.66
748-921-007503-06-105	50	PN12	75-80	50	300	C	323.85
748-921-007601-00-101	80	PN16	76-83	20	150	C	172.07
748-921-007601-00-102	80	PN16	76-83	25	150	C	182.77
748-921-007601-00-103	80	PN16	76-83	32	150	C	205.55
748-921-007601-00-104	80	PN16	76-83	40	150	C	219.55
748-921-007601-06-105	80	PN12	76-83	50	150	C	237.66
748-921-008502-00-101	80	PN16	85-92	20	200	C	182.77
748-921-008502-00-102	80	PN16	85-92	25	200	C	193.48
748-921-008502-00-104	80	PN16	85-92	40	200	C	230.52
748-921-008502-06-105	80	PN12	85-92	50	200	C	247.27
748-921-008503-00-101	80	PN16	85-92	20	300	C	479.17
748-921-008802-00-102	80	PN16	88-95	25	200	C	193.48
748-921-008802-00-103	80	PN16	88-95	32	200	C	215.98
748-921-008803-00-102	80	PN16	88-95	25	300	C	269.51
748-921-008803-06-105	80	PN12	88-95	50	300	C	328.23
748-921-008804-00-105	80	PN16	88-95	50	400	C	560.67
748-921-009502-00-101	80	PN16	95-105	20	200	C	184.98
748-921-009502-00-102	80	PN16	95-105	25	200	C	195.95
748-921-009502-00-103	80	PN16	95-105	32	200	C	218.45
748-921-009502-00-104	80	PN16	95-105	40	200	C	233.00
748-921-009502-06-105	80	PN12	95-105	50	200	C	251.11
748-921-009503-00-101	80	PN16	95-105	20	300	C	261.82
748-921-009503-00-102	80	PN16	95-105	25	300	C	272.79
748-921-009503-00-104	80	PN16	95-105	40	300	C	313.95
748-921-009503-06-106	80	PN12	95-105	65	300	C	426.20
748-921-009504-00-102	80	PN16	95-105	25	400	C	506.07
748-921-009504-00-104	80	PN16	95-105	40	400	C	556.01
748-921-010002-00-102	100	PN16	100-110	25	200	C	186.35
748-921-010002-00-105	100	PN16	100-110	50	200	C	241.78
748-921-010003-00-105	100	PN16	100-105	50	300	C	341.67
748-921-010003-00-106	100	PN16	100-105	65	300	C	422.91





AVK ref. no.	DN mm	Product PN Class	Seal range mm	DN2 mm	L mm	Deliv. code	Gross Price NZD
748-921-011002-00-101	100	PN16	110-120	20	200	C	180.84
748-921-011002-00-102	100	PN16	110-120	25	200	C	191.02
748-921-011002-00-103	100	PN16	110-120	32	200	C	212.42
748-921-011002-00-104	100	PN16	110-120	40	200	C	226.13
748-921-011002-00-105	100	PN16	110-120	50	200	B	242.87
748-921-011003-00-101	100	PN16	110-120	20	300	C	279.65
748-921-011003-00-102	100	PN16	110-120	25	300	C	286.23
748-921-011003-00-104	100	PN16	110-120	40	300	C	327.13
748-921-011003-00-105	100	PN16	110-120	50	300	C	347.17
748-921-011003-06-106	100	PN12	110-115	65	300	C	442.67
748-921-011003-06-108	100	PN12	110-115	80	300	C	490.42
748-921-011004-00-102	100	PN16	110-120	25	400	C	560.95
748-921-011004-00-105	100	PN16	110-120	50	400	C	625.44
748-921-011006-00-105	100	PN16	110-120	50	600	C	824.97
748-921-011402-00-101	100	PN16	114-124	20	200	C	180.85
748-921-011402-00-102	100	PN16	114-124	25	200	C	191.02
748-921-011402-00-103	100	PN16	114-124	32	200	C	201.16
748-921-011402-00-104	100	PN16	114-124	40	200	C	237.39
748-921-011402-00-105	100	PN16	114-124	50	200	B	242.87
748-921-011403-00-105	100	PN16	114-124	50	300	C	347.17
748-921-011403-00-106	100	PN16	114-119	65	300	C	444.03
748-921-012002-00-101	100	PN16	120-130	20	200	B	180.84
748-921-012002-00-102	100	PN16	120-130	25	200	B	191.02
748-921-012002-00-104	100	PN16	120-130	40	200	C	227.24
748-921-012002-00-105	100	PN16	120-130	50	200	B	242.87
748-921-012003-00-101	100	PN16	120-130	20	300	C	276.09
748-921-012003-00-102	100	PN16	120-130	25	300	C	288.44
748-921-012003-00-103	100	PN16	120-130	32	300	C	321.64
748-921-012003-00-105	100	PN16	120-130	50	300	C	348.26
748-921-012003-06-106	100	PN12	120-125	65	300	C	444.03
748-921-012003-06-108	100	PN12	120-125	80	300	C	492.61
748-921-012004-00-102	100	PN16	120-130	25	400	C	563.42
748-921-012004-00-104	100	PN16	120-130	40	400	C	603.22
748-921-012004-00-105	100	PN16	120-130	50	400	C	627.92
748-921-012006-00-105	100	PN16	120-130	50	600	C	890.82
748-921-012503-06-106	100	PN12	125-130	65	300	C	449.53
748-921-013002-00-101	100	PN16	130-140	20	200	C	187.44
748-921-013002-00-102	100	PN16	130-140	25	200	C	197.87
748-921-013002-00-103	100	PN16	130-140	32	200	C	214.52
748-921-013002-00-104	100	PN16	130-140	40	200	C	218.99
748-921-013002-00-105	100	PN16	130-140	50	200	C	250.01
748-921-013003-00-101	100	PN16	130-140	20	300	C	286.23
748-921-013003-00-102	100	PN16	130-140	25	300	C	293.92
748-921-013003-00-105	100	PN16	130-140	50	300	C	354.58
748-921-014002-00-101	100	PN16	140-150	20	200	C	188.81
748-921-014002-00-102	100	PN16	140-150	25	200	C	198.97
748-921-014002-00-104	100	PN16	140-150	40	200	C	234.10
748-921-014003-00-101	125	PN16	140-150	20	300	C	284.04
748-921-014003-00-102	125	PN16	140-150	25	300	C	291.73
748-921-014003-00-104	125	PN16	140-150	40	300	C	337.28
748-921-014003-06-108	125	PN12	140-150	50	300	C	512.65
748-921-014004-00-105	125	PN16	140-150	50	400	C	639.71
748-921-014502-00-101	125	PN16	145-155	20	200	C	188.81
748-921-014502-00-102	125	PN16	145-155	25	200	C	198.97
748-921-014502-00-104	125	PN16	145-155	40	200	C	235.19
748-921-014502-00-105	125	PN16	145-155	50	200	C	251.11
748-921-014503-00-103	125	PN16	145-155	32	300	C	330.42
748-921-015002-00-102	150	PN16	150-160	25	200	C	200.08
748-921-015002-00-103	150	PN16	150-160	32	200	C	221.75
748-921-015002-00-104	150	PN16	150-160	40	200	C	235.19
748-921-015002-00-105	150	PN16	150-160	50	200	C	252.20
748-921-015003-00-101	150	PN16	150-160	20	300	C	286.23
748-921-015003-00-102	150	PN16	150-160	25	300	C	297.21
748-921-015003-00-104	150	PN16	150-160	40	300	C	338.38
748-921-015003-00-105	150	PN16	150-160	50	300	C	358.14
748-921-015003-06-106	150	PN12	150-160	65	300	C	456.11
748-921-015003-06-108	150	PN12	150-160	80	300	C	514.84



AVK ref. no.	DN mm	Product PN Class	Seal range mm	DN2 mm	L mm	Deliv. code	Gross Price NZD
748-921-015003-06-110	150	PN12	150-160	100	300	C	588.12
748-921-015006-00-101	150	PN16	150-160	20	600	C	792.30
748-921-016002-00-101	150	PN16	160-170	20	200	C	189.91
748-921-016002-00-102	150	PN16	160-170	25	200	C	200.08
748-921-016002-00-103	150	PN16	160-170	32	200	C	222.84
748-921-016002-00-104	150	PN16	160-170	40	200	C	236.30
748-921-016002-00-105	150	PN16	160-170	50	200	C	252.20
748-921-016003-00-101	150	PN16	160-170	20	300	C	287.33
748-921-016003-00-102	150	PN16	160-170	25	300	C	298.31
748-921-016003-00-104	150	PN16	160-170	40	300	C	352.65
748-921-016003-00-105	150	PN16	160-170	50	300	C	358.14
748-921-016003-06-108	150	PN12	160-170	80	300	C	517.05
748-921-016003-06-110	150	PN12	160-170	100	300	C	589.21
748-921-016004-00-102	150	PN16	160-170	25	400	C	578.52
748-921-016802-00-102	150	PN16	168-178	25	200	C	200.08
748-921-016802-00-103	150	PN16	168-178	32	200	C	210.22
748-921-016802-00-104	150	PN16	168-178	40	200	C	235.19
748-921-016803-00-102	150	PN16	168-178	25	300	C	297.21
748-921-016804-00-105	150	PN16	168-178	50	400	C	606.97
748-921-016804-06-108	150	PN12	168-178	80	400	C	611.50
748-921-017502-00-101	150	PN16	175-185	20	200	B	189.90
748-921-017502-00-102	150	PN16	175-185	25	200	B	200.08
748-921-017502-00-103	150	PN16	175-185	32	200	C	221.75
748-921-017502-00-104	150	PN16	175-185	40	200	C	235.19
748-921-017502-00-105	150	PN16	175-185	50	200	B	252.20
748-921-017503-00-101	150	PN16	175-185	20	300	C	286.23
748-921-017503-00-102	150	PN16	175-185	25	300	C	298.31
748-921-017503-00-104	150	PN16	175-185	40	300	C	339.48
748-921-017503-00-105	150	PN16	175-185	50	300	C	358.14
748-921-017503-06-106	150	PN12	175-185	65	300	C	457.21
748-921-017503-06-110	150	PN12	175-185	100	300	C	589.21
748-921-017504-00-102	150	PN16	175-185	25	400	C	578.52
748-921-017504-00-104	150	PN16	175-185	40	400	C	626.54
748-921-017506-00-105	150	PN16	175-185	50	600	C	890.82
748-921-018502-00-104	150	PN16	185-195	40	200	C	245.36
748-921-018502-00-105	150	PN16	185-195	50	200	C	261.26
748-921-018503-00-102	150	PN16	185-195	25	300	C	303.80
748-921-019002-00-101	150	PN16	190-200	20	200	C	202.26
748-921-019002-00-102	150	PN16	190-200	25	200	C	212.42
748-921-019002-00-103	150	PN16	190-200	32	200	C	234.10
748-921-019002-00-104	150	PN16	190-200	40	200	C	247.54
748-921-019002-00-105	150	PN16	190-200	50	200	C	264.55
748-921-019003-00-101	150	PN16	190-200	20	300	C	311.77
748-921-019003-00-104	150	PN16	190-200	40	300	C	369.39
748-921-019003-00-105	150	PN16	190-200	50	300	C	374.88
748-921-019004-00-102	150	PN16	190-200	25	400	C	572.70
748-921-019004-00-105	150	PN16	190-200	50	400	C	672.64
748-921-019006-00-102	150	PN16	190-200	25	600	C	890.82
748-921-019006-00-104	150	PN16	190-200	40	600	C	937.48
748-921-020002-00-101	200	PN16	200-210	20	200	C	203.63
748-921-020002-00-102	200	PN16	200-210	25	200	C	213.51
748-921-020002-00-105	200	PN16	200-210	50	200	C	265.65
748-921-020003-00-102	200	PN16	200-210	25	300	C	335.09
748-921-020003-00-104	200	PN16	200-210	40	300	C	386.96
748-921-020003-00-105	200	PN16	200-210	50	300	C	386.96
748-921-020003-06-106	200	PN12	200-210	65	300	C	506.07
748-921-020003-06-108	200	PN12	200-210	80	300	C	568.09
748-921-020003-06-110	200	PN12	200-210	100	300	C	644.65
748-921-020004-00-102	200	PN16	200-210	25	400	C	616.11
748-921-020503-00-102	200	PN16	205-215	25	300	C	328.23
748-921-021002-00-101	200	PN16	210-220	20	200	C	202.26
748-921-021002-00-102	200	PN16	210-220	25	200	C	280.48
748-921-021002-00-105	200	PN16	210-220	50	200	C	354.29
748-921-021502-00-101	200	PN16	215-225	20	200	C	272.24
748-921-021502-00-102	200	PN16	215-225	25	200	C	286.23
748-921-021502-00-103	200	PN16	215-225	32	200	C	315.60
748-921-021502-00-104	200	PN16	215-225	40	200	C	333.44



AVK ref. no.	DN mm	Product PN Class	Seal range mm	DN2 mm	L mm	Deliv. code	Gross Price NZD
748-921-021502-00-105	200	PN16	215-225	50	200	C	355.39
748-921-021503-00-102	200	PN16	215-225	25	300	C	344.99
748-921-021503-00-105	200	PN16	215-225	50	300	C	406.98
748-921-021503-06-108	200	PN12	215-225	80	300	C	579.06
748-921-021503-06-110	200	PN12	215-225	100	300	C	653.43
748-921-021504-00-102	200	PN16	215-225	25	400	C	616.11
748-921-022502-00-105	200	PN16	225-235	50	200	C	358.96
748-921-022503-00-101	200	PN16	225-235	20	300	C	348.26
748-921-023002-00-101	200	PN16	230-240	20	200	B	275.55
748-921-023002-00-102	200	PN16	230-240	25	200	C	289.81
748-921-023002-00-103	200	PN16	230-240	32	200	C	319.17
748-921-023002-00-104	200	PN16	230-240	40	200	C	336.73
748-921-023002-00-105	200	PN16	230-240	50	200	C	358.96
748-921-023003-00-101	200	PN16	230-240	20	300	C	337.28
748-921-023003-00-102	200	PN16	230-240	25	300	C	349.36
748-921-023003-00-104	200	PN16	230-240	40	300	C	392.72
748-921-023003-00-105	200	PN16	230-240	50	300	C	412.48
748-921-023003-06-106	200	PN12	230-240	65	300	C	513.75
748-921-023003-06-108	200	PN12	230-240	80	300	C	584.83
748-921-023003-06-110	200	PN12	230-240	100	300	C	661.12
748-921-023004-00-105	200	PN16	230-240	50	400	C	712.43
748-921-023004-06-108	200	PN12	230-240	80	400	C	873.28
748-921-023006-00-105	200	PN16	230-240	50	600	C	974.25
748-921-024002-05-101	200	PN10	240-250	20	200	C	279.38
748-921-024004-00-102	200	PN16	240-250	25	400	C	664.14
748-921-024004-00-105	200	PN16	240-250	50	400	C	659.47
748-921-024006-00-104	225	PN16	240-250	40	600	C	1,109.27
748-921-025002-05-101	225	PN10	250-260	20	200	C	280.48
748-921-025002-05-102	225	PN10	250-260	25	200	C	293.37
748-921-025003-00-101	225	PN16	250-260	20	300	C	484.66
748-921-025003-00-102	225	PN16	250-260	25	300	C	497.55
748-921-025003-00-105	225	PN16	250-260	50	300	C	563.42
748-921-025003-03-110	225	PN 6	250-260	100	300	C	668.00
748-921-025003-05-101	225	PN10	250-260	20	300	C	342.77
748-921-025003-05-102	225	PN10	250-260	25	300	C	354.85
748-921-025003-05-103	225	PN10	250-260	32	300	C	363.96
748-921-025003-05-105	225	PN10	250-260	50	300	C	418.52
748-921-025003-06-108	225	PN12	250-260	80	300	C	724.24
748-921-025006-00-105	200	PN16	250-260	50	600	C	974.25
748-921-025502-05-101	225	PN10	255-265	20	200	C	290.90
748-921-025502-05-105	225	PN10	255-265	50	200	C	374.33
748-921-025503-00-105	225	PN16	255-265	50	300	C	578.52
748-921-025503-05-102	225	PN10	255-265	25	300	C	369.39
748-921-026003-00-105	250	PN16	260-270	50	300	C	579.61
748-921-026003-05-105	225	PN10	260-270	50	300	C	433.89
748-921-026003-06-108	225	PN12	260-270	80	300	C	741.80
748-921-026503-00-102	225	PN16	265-275	25	300	C	516.21
748-921-026503-00-105	225	PN16	265-275	50	300	C	580.71
748-921-027003-06-108	250	PN12	270-280	80	300	C	741.80
748-921-027503-00-101	250	PN16	275-285	20	300	C	503.59
748-921-027503-00-102	250	PN16	275-285	25	300	C	518.41
748-921-027503-00-105	250	PN16	275-285	50	300	C	580.71
748-921-027503-06-108	250	PN12	275-285	80	300	C	673.74
748-921-027503-06-110	250	PN12	275-285	100	300	C	738.24
748-921-027504-00-105	250	PN16	275-285	50	400	C	746.19
748-921-028503-00-101	250	PN16	285-295	20	300	C	508.26
748-921-028503-00-102	250	PN16	285-295	25	300	C	520.88
748-921-028503-00-104	250	PN16	285-295	40	300	C	565.61
748-921-028503-00-105	250	PN16	285-295	50	300	C	587.02
748-921-028504-00-105	250	PN16	285-295	50	400	C	753.60
748-921-028504-05-110	250	PN10	285-295	100	400	C	1,032.98
748-921-029003-06-101	250	PN12	290-300	20	300	C	509.36
748-921-029003-06-102	250	PN12	290-300	25	300	C	522.25
748-921-029503-00-105	250	PN16	295-305	50	300	C	548.75
748-921-030003-05-110	300	PN10	300-310	100	300	C	834.56
748-921-030003-06-101	300	PN12	300-310	20	300	C	516.21
748-921-031003-05-106	300	PN10	310-320	65	300	C	693.77



AVK ref. no.	DN mm	Product PN Class	Seal range mm	DN2 mm	L mm	Deliv. code	Gross Price NZD
748-921-031003-05-108	300	PN10	310-320	80	300	C	758.27
748-921-031003-06-101	300	PN12	310-320	20	300	C	518.69
748-921-031003-06-102	300	PN12	310-320	25	300	C	531.58
748-921-031003-06-104	300	PN12	310-320	40	300	C	576.04
748-921-031003-06-105	300	PN12	310-320	50	300	C	597.46
748-921-031004-05-110	300	PN10	310-320	100	400	C	1,096.10
748-921-031004-06-102	300	PN12	310-320	25	400	C	693.76
748-921-031503-06-101	300	PN12	315-325	20	300	C	518.69
748-921-031503-06-105	300	PN12	315-325	50	300	C	642.18
748-921-031506-06-105	300	PN12	315-325	50	600	C	966.37
748-921-032003-05-101	300	PN10	320-330	20	300	C	530.48
748-921-032003-05-102	300	PN10	320-330	25	300	C	543.39
748-921-032003-05-105	300	PN10	320-330	50	300	C	607.88
748-921-032503-05-101	300	PN10	325-335	20	300	C	531.58
748-921-033003-05-101	300	PN10	330-340	20	300	C	532.96
748-921-033003-05-102	300	PN10	330-340	25	300	C	540.91
748-921-033003-05-104	300	PN10	330-340	40	300	C	590.31
748-921-033003-05-105	300	PN10	330-340	50	300	C	611.45
748-921-033003-05-108	300	PN10	330-340	80	300	C	772.27
748-921-033003-05-110	300	PN10	330-340	100	300	C	850.76
748-921-033004-05-101	300	PN10	330-340	20	400	C	750.04
748-921-033004-05-104	300	PN10	330-340	40	400	C	807.67
748-921-033004-05-105	300	PN10	330-340	50	400	C	833.47
748-921-034002-02-102	300	PN 3	340-350	25	200	C	362.81
748-921-034003-05-101	300	PN10	340-350	20	300	C	530.48
748-921-034003-05-102	300	PN10	340-350	25	300	C	543.39
748-921-034003-05-103	300	PN10	340-350	32	300	C	570.28
748-921-034003-05-105	300	PN10	340-350	50	300	C	607.88
748-921-034003-05-108	300	PN10	340-350	80	300	C	769.79
748-921-034004-05-101	300	PN10	340-350	20	400	C	741.80
748-921-034004-05-102	300	PN10	340-350	25	400	C	759.37
748-921-034004-05-104	300	PN10	340-350	40	400	C	799.16
748-921-034004-05-105	300	PN10	340-350	50	400	C	824.97
748-921-034004-05-110	300	PN10	340-350	100	400	C	1,069.20
748-921-034006-05-108	300	PN10	340-350	80	600	C	1,192.70
748-921-035003-05-101	300	PN10	350-360	20	300	C	532.96
748-922-031504-00-101	300	PN16	315-335	20	400	C	1,077.44
748-922-032004-00-105	300	PN16	320-340	50	400	C	1,184.21
748-922-033004-00-101	300	PN16	330-350	20	400	C	1,105.43
748-922-033004-00-102	300	PN16	330-350	25	400	C	1,118.60
748-922-033004-00-104	300	PN16	330-350	40	400	C	1,163.07
748-922-033004-00-105	300	PN16	330-350	50	400	C	1,184.21
748-922-033004-00-108	300	PN16	330-350	80	400	C	1,511.87
748-922-035004-00-102	300	PN16	350-370	25	400	C	1,119.70
748-922-035004-00-105	300	PN16	350-370	50	400	C	1,184.21
748-922-035004-06-108	300	PN12	350-370	80	400	C	1,234.88
748-922-035004-06-110	300	PN12	350-370	100	400	C	1,423.78
748-922-036004-00-102	300	PN16	360-380	25	400	C	1,164.44
748-922-037004-00-101	350	PN16	370-390	20	400	C	1,087.69
748-922-037004-00-102	350	PN16	370-390	25	400	C	1,107.77
748-922-037004-00-104	350	PN16	370-390	40	400	C	1,141.27
748-922-037004-00-105	350	PN16	370-390	50	400	C	1,248.17
748-922-037004-06-110	350	PN12	370-390	100	400	C	1,488.29
748-922-038004-00-101	350	PN16	380-400	20	400	C	1,139.20
748-922-039004-00-102	375	PN16	390-410	25	400	C	1,205.67
748-922-039004-00-104	375	PN16	390-410	40	400	C	1,250.24
748-922-039004-00-105	375	PN16	390-410	50	400	C	1,367.51
748-922-039004-06-110	375	PN12	390-410	100	400	C	1,627.97
748-922-040004-00-101	375	PN16	400-420	20	400	C	1,331.84
748-922-040004-00-105	375	PN16	400-420	50	400	C	1,437.79
748-922-040004-06-108	375	PN12	400-420	80	400	C	1,651.56
748-922-040004-06-110	375	PN12	400-420	100	400	C	1,694.92
748-922-041003-00-101	400	PN16	410-430	20	300	C	1,151.29
748-922-041004-00-101	375	PN16	410-430	20	400	C	1,347.48
748-922-041004-00-102	375	PN16	410-430	25	400	C	1,361.76
748-922-041004-00-105	375	PN16	410-430	50	400	C	1,430.64
748-922-041004-06-110	375	PN12	410-430	100	400	C	1,688.88



AVK ref. no.	DN mm	Product PN Class	Seal range mm	DN2 mm	L mm	Deliv. code	Gross Price NZD
748-922-041006-00-102	375	PN16	410-430	25	600	C	2,057.72
748-922-041006-00-105	375	PN16	410-430	50	600	C	2,138.69
748-922-044004-00-101	400	PN16	440-460	20	400	C	1,363.95
748-922-044004-00-102	400	PN16	440-460	25	400	C	1,377.95
748-922-044004-00-105	400	PN16	440-460	50	400	C	1,448.48
748-922-045004-00-101	450	PN16	450-470	20	400	C	1,503.64
748-922-045004-00-102	450	PN16	450-470	25	400	C	1,512.97
748-922-045004-00-104	450	PN16	450-470	40	400	C	1,625.48
748-922-045004-00-105	450	PN16	450-470	50	400	C	1,642.23
748-922-045004-06-108	450	PN12	450-470	80	400	C	2,131.55
748-922-045004-06-110	450	PN12	450-470	100	400	C	2,174.91
748-922-047004-06-102	450	PN12	470-490	25	400	C	1,613.96
748-922-047004-06-105	450	PN12	470-490	50	400	C	2,000.10
748-922-049004-06-101	450	PN12	490-510	20	400	C	1,599.69
748-922-049004-06-108	450	PN12	490-510	80	400	C	2,128.45
748-922-049004-06-110	450	PN12	490-510	200	400	C	2,217.45
748-922-050006-06-105	450	PN12	500-520	50	600	C	2,341.77
748-923-049004-06-105	450	PN12	490-510	50	400	C	2,096.42
748-923-052004-05-105	450	PN10	520-540	50	400	C	2,026.17
748-923-053004-05-101	450	PN10	530-550	20	400	C	1,984.73
748-923-053004-05-104	450	PN10	530-550	40	400	C	2,051.97
748-923-053004-05-105	450	PN10	530-550	50	400	C	2,069.26
748-923-053004-05-108	450	PN10	530-550	80	400	C	2,242.97
748-923-054004-05-104	500	PN10	540-560	40	400	C	2,030.83
748-923-055004-05-102	500	PN10	550-570	25	400	C	2,031.93
748-923-055008-00-102	500	PN16	550-570	25	800	C	4,670.37
748-923-055010-00-102	500	PN16	550-570	25	1000	C	5,848.53
748-923-057004-05-102	500	PN10	570-590	25	400	C	2,200.98
748-923-058004-05-102	525	PN10	580-600	25	400	C	2,228.97
748-923-058004-05-104	525	PN10	580-600	40	400	C	2,230.35
748-923-058004-05-105	525	PN10	580-600	50	400	C	2,252.57
748-923-061004-03-101	600	PN 6	610-630	20	400	C	2,247.91
748-923-061004-03-105	600	PN 6	610-630	50	400	C	2,245.72
748-923-061004-03-108	600	PN 6	610-630	80	400	C	2,322.83
748-923-062004-03-105	600	PN 6	620-640	50	400	C	2,325.32
748-923-062004-05-110	600	PN10	620-640	100	400	C	2,630.48
748-923-062004-06-102	600	PN12	620-640	25	400	C	2,409.55
748-923-063004-03-101	600	PN 6	630-650	20	400	C	2,284.14
748-923-063004-03-105	600	PN 6	630-650	50	400	C	2,368.67
748-923-065004-03-101	600	PN 6	650-670	20	400	C	2,299.24
748-923-065006-03-105	600	PN 6	650-670	50	600	C	3,340.72
748-923-066004-03-110	600	PN 6	660-680	100	400	C	2,636.51
748-923-066504-03-101	600	PN 6	665-685	20	400	C	2,311.30
748-923-074504-02-103	675	PN 3	745-765	32	400	C	2,555.56
748-923-077004-02-108	750	PN 3	770-790	80	400	C	2,836.03
748-924-095006-03-101	900	PN 6	950-980	20	600	C	5,330.38



748/92-002

HDPE, Tapped Clamp
 Stainless Steel
 NBR rubber
 Offtake Clamp BSP 316SS
 For use on HDPE pipes in
 water reticulation, sewerage,
 wastewater and irrigation
 Product class: PN10-16



AVK ref. no.	DN mm	Product PN Class	Seal range mm	DN2 mm	L mm	Deliv. code	Gross Price NZD
748-921-006302-10-101	63	PN16	63	20	200	C	160.30
748-921-011002-10-101	110	PN16	110	20	200	C	260.16
748-921-011002-10-102	110	PN16	110	25	200	C	251.94
748-921-011002-10-103	110	PN16	110	32	200	C	275.45
748-921-012502-10-104	125	PN16	125	40	200	C	297.40
748-921-012503-10-102	125	PN16	125	25	300	C	341.61
748-921-014003-10-104	140	PN16	140	40	300	C	400.64
748-921-016003-10-101	160	PN16	160	20	300	C	340.06
748-921-016003-10-102	160	PN16	160	25	300	C	346.86
748-921-016003-10-105	160	PN16	160	50	300	C	403.11
748-921-018003-10-101	180	PN16	180	20	300	C	334.65
748-921-018003-10-102	180	PN16	180	25	300	C	356.15
748-921-018003-10-103	180	PN16	180	32	300	C	376.12
748-921-018003-10-105	180	PN16	180	50	300	C	428.48
748-921-020003-10-101	200	PN16	200	20	300	C	390.77
748-921-020003-10-102	200	PN16	200	25	300	C	398.49
748-921-020003-10-105	200	PN16	200	50	300	C	454.76
748-921-022504-10-101	225	PN16	225	20	400	C	874.35
748-921-022504-10-102	225	PN16	225	25	400	C	874.35
748-921-022504-10-105	225	PN16	225	50	400	C	785.24
748-921-025004-10-101	225	PN16	250	20	400	C	757.91
748-921-025004-10-102	225	PN16	250	25	400	C	764.83
748-921-025004-10-105	250	PN16	250	50	400	C	824.79
748-921-028006-10-102	280	PN16	280	25	600	C	1,157.30
748-921-028006-10-105	280	PN16	280	50	600	C	1,315.92
748-921-031506-10-102	315	PN16	315	25	600	C	1,172.28
748-921-031506-10-104	315	PN16	315	40	600	C	1,323.61
748-921-031506-15-110	315	PN10	315	100	600	C	1,411.16
748-922-031506-10-102	315	PN16	315	25	600	C	2,172.99
748-922-031506-10-105	315	PN16	315	50	600	C	2,215.52
748-922-035506-10-101	355	PN16	355	20	600	C	2,424.65
748-922-035506-10-102	355	PN16	355	25	600	C	2,429.59
748-922-035506-10-103	355	PN16	355	32	600	C	2,454.83
748-922-035506-10-105	355	PN16	355	50	600	C	2,475.14
748-922-040006-10-102	400	PN16	400	25	600	C	2,600.57
748-922-040006-10-105	400	PN16	400	50	600	C	2,646.67
748-922-045008-10-102	450	PN16	450	25	800	C	3,602.53
748-922-045008-10-105	450	PN16	450	50	800	C	3,648.09
748-922-045008-10-110	450	PN16	450	100	800	C	4,101.23
748-922-050008-10-102	500	PN16	500	25	800	C	3,760.88
748-922-050008-10-105	500	PN16	500	50	800	C	3,806.72
748-923-056010-15-105	560	PN10	560	50	1000	C	6,257.43
748-923-063010-13-104	600	PN 6	630	40	1000	C	6,257.43



748/93-001

Sewer OB Junction Clamp
Stainless Steel
NBR rubber
Sewer OB Junction Clamp
AISI316SS,
45° & 90° angle junctions
For use on Cast Iron, PVC,
AC, VC and FRC
Product class: PN1



AVK ref. no.	DN mm	Product PN Class	Seal range mm	DN2 mm	A mm	L mm	Deliv. code	Gross Price NZD
748-932-012003-01-111	100	PN 1	120-125	110	45°	300	C	691.86
748-932-013503-01-111	100	PN 1	135-140	110	45°	300	C	693.50
748-932-015003-01-111	150	PN 1	150-160	110	45°	300	C	689.38
748-932-015003-01-211	150	PN 1	150-160	110	90°	300	C	768.70
748-932-016003-01-111	150	PN 1	160-170	110	45°	300	B	685.27
748-932-016004-01-116	150	PN 1	160-170	160	45°	400	C	1,127.39
748-932-016004-01-216	150	PN 1	160-170	160	90°	400	C	1,135.34
748-932-017503-01-111	150	PN 1	175-185	110	45°	300	B	687.74
748-932-017504-01-116	150	PN 1	175-185	160	45°	400	C	1,130.13
748-932-019003-01-111	150	PN 1	190-200	110	45°	300	B	687.74
748-932-019003-01-211	150	PN 1	190-200	160	90°	300	C	772.81
748-932-019004-01-116	150	PN 1	190-200	160	45°	400	B	1,128.49
748-932-022503-01-111	200	PN 1	225-235	110	45°	300	C	772.81
748-932-022504-01-116	200	PN 1	225-235	160	45°	400	C	1,232.77
748-932-022504-01-216	200	PN 1	225-235	160	90°	400	C	1,211.63
748-932-024004-01-116	225	PN 1	240-250	160	45°	400	C	1,238.26
748-932-024004-01-216	225	PN 1	240-250	160	90°	400	C	1,217.41
748-932-024503-01-111	225	PN 1	245-255	110	45°	300	C	778.03
748-932-024504-01-116	225	PN 1	245-255	160	45°	400	C	1,239.64
748-932-024504-01-216	225	PN 1	245-255	160	90°	400	C	1,218.77
748-932-025503-01-111	225	PN 1	255-265	110	45°	300	C	780.77
748-932-025503-01-211	225	PN 1	255-265	110	90°	300	C	759.72
748-932-025504-01-116	225	PN 1	255-265	160	45°	400	C	1,246.76
748-932-027004-01-116	250	PN 1	270-280	160	45°	400	C	1,257.74
748-932-027503-01-111	225	PN 1	275-285	110	45°	300	C	793.95
748-932-027504-01-116	250	PN 1	275-285	160	45°	400	B	1,259.11
748-932-027504-01-216	250	PN 1	275-285	160	90°	400	C	1,238.26
748-932-027506-01-125	250	PN 1	275-285	250	45°	600	C	2,621.97
748-932-027506-01-225	250	PN 1	275-285	250	90°	600	C	2,621.97
748-932-028503-01-111	250	PN 1	285-295	110	45°	300	C	795.59
748-932-028504-01-116	250	PN 1	285-295	160	45°	400	C	1,260.76
748-932-031003-01-111	300	PN 1	310-320	110	45°	300	C	830.45
748-932-031004-01-216	300	PN 1	310-320	160	90°	400	C	1,255.00
748-932-032004-01-116	300	PN 1	320-330	160	45°	400	C	1,276.13
748-932-033003-01-111	300	PN 1	330-340	110	45°	300	C	832.91
748-932-034006-01-125	300	PN 1	340-350	250	45°	600	C	2,717.47
748-932-034006-01-225	300	PN 1	340-350	250	90°	600	C	2,658.19
748-932-034504-01-116	300	PN 1	345-355	160	45°	400	C	1,317.84
748-932-034504-01-216	300	PN 1	345-355	160	90°	400	C	1,296.99
748-932-035003-01-111	300	PN 1	350-360	110	45°	300	C	878.75
748-932-035004-01-116	300	PN 1	350-360	160	45°	400	C	1,317.84
748-932-036003-01-211	300	PN 1	360-370	110	90°	300	C	901.80
748-932-036004-01-116	300	PN 1	360-370	160	45°	400	C	1,460.00
748-932-036006-01-125	300	PN 1	360-370	250	45°	600	C	2,406.70
748-932-037003-01-111	300	PN 1	370-380	110	45°	300	C	889.45
748-932-037004-01-116	300	PN 1	370-380	160	45°	400	C	1,455.34
748-932-037004-01-216	300	PN 1	370-380	160	90°	400	C	1,432.28
748-932-037006-01-125	300	PN 1	370-380	250	45°	600	C	2,717.47
748-932-040003-01-211	375	PN 1	400-410	110	90°	300	C	901.80
748-932-040004-01-116	375	PN 1	400-410	160	45°	400	C	1,441.61
748-932-040004-01-216	375	PN 1	400-410	160	90°	400	C	1,418.56
748-932-042003-01-111	375	PN 1	420-430	110	45°	300	C	807.94
748-932-042004-01-116	375	PN 1	420-430	160	45°	400	C	1,447.65
748-932-042006-01-125	375	PN 1	420-430	250	45°	600	C	2,788.00
748-932-044003-01-111	375	PN 1	440-460	110	45°	300	C	811.79
748-932-044004-01-116	375	PN 1	440-450	160	45°	400	C	1,455.34
748-932-045003-01-111	450	PN 1	450-470	110	45°	300	C	817.82
748-932-048004-01-116	450	PN 1	480-490	160	45°	400	C	1,467.69
748-932-048006-01-125	400	PN 1	480-490	250	45°	600	C	2,902.77
748-932-050003-01-111	450	PN 1	500-520	110	45°	300	C	831.27
748-932-050004-01-116	450	PN 1	500-510	160	45°	400	C	1,480.05
748-932-063004-01-116	525	PN 1	630-640	160	45°	400	C	1,548.84



206/51-001

Repair Clamp, Kwik
Stainless Steel
NBR rubber
For use on Copper pipes with
pinholes, punctures or splits
316 Stainless Steel bolts
Product class: PN16



AVK ref. no.	DN mm	Product PN Class	Seal range mm	L mm	Number of bolts	Theoretical weight / kg	Deliv. code	Gross Price NZD
206-51-15071	15	PN16	13	75	1	0.35	C	40.10
206-51-20071	20	PN16	19	75	1	0.35	B	38.67
206-51-20151	20	PN16	19	150	2	0.69	B	92.92
206-51-25071	25	PN16	25	75	1	0.37	B	40.10
206-51-25151	25	PN16	25	150	2	0.75	B	95.18
206-51-32071	32	PN16	32	75	1	0.39	C	41.25
206-51-32151	32	PN16	32	150	2	0.79	B	98.85
206-51-40071	40	PN16	38	75	1	0.45	C	42.37
206-51-40151	40	PN16	38	150	2	0.89	B	105.64
206-51-50071	50	PN16	51	75	1	0.59	B	46.04
206-51-50151	50	PN16	51	150	2	1.18	C	117.21

206/51-002

Repair Clamp, Kwik
Stainless Steel
NBR rubber
For use on Copper pipes with
pinholes, punctures or splits,
Galvanised bolts
Product class: PN16



AVK ref. no.	DN mm	Product PN Class	Seal range mm	L mm	Number of bolts	Deliv. code	Gross Price NZD
206-51-18072	18	PN16	16	75	1	C	37.56
206-51-20152	20	PN16	19	150	2	C	87.28
206-51-25152	25	PN16	25	150	2	C	90.68
206-51-32072	32	PN16	32	75	1	C	40.10
206-51-32152	32	PN16	32	150	2	C	94.05
206-51-40072	40	PN16	38	75	1	C	41.25
206-51-40152	40	PN16	38	150	2	C	99.99
206-51-50072	50	PN16	51	75	1	B	44.91
206-51-50152	50	PN16	51	150	2	C	112.40

206/52-001

Repair Clamp, Kwik
Stainless Steel
NBR rubber
Epoxy coated according to
WIS 4-52-01 class B
For use on Galvanized Steel
and PVC pipes
316 Stainless steel bolts
Product class: PN16



AVK ref. no.	DN mm	Product PN Class	Seal range mm	L mm	Number of bolts	Deliv. code	Gross Price NZD
206-52-15071	15	PN16	21	75	1	C	40.10
206-52-20071	20	PN16	27	75	1	B	40.10
206-52-20151	20	PN16	27	150	2	C	94.05
206-52-25071	25	PN16	33	75	1	B	40.10
206-52-25151	25	PN16	33	150	2	C	96.60
206-52-32071	32	PN16	42	75	1	B	41.25
206-52-32151	32	PN16	42	150	2	C	101.12
206-52-40071	40	PN16	48	75	1	B	43.80
206-52-40151	40	PN16	48	150	2	C	106.75
206-52-50071	50	PN16	60	75	1	B	44.91
206-52-50151	50	PN16	60	150	2	C	111.28

206/52-002

Repair Clamp, Kwik
Stainless Steel
NBR rubber
For use on Galvanized Steel
and PVC pipes
Galvanised steel bolts
Product class: PN16



AVK ref. no.	DN mm	Product PN Class	Seal range mm	L mm	Number of bolts	Deliv. code	Gross Price NZD
206-52-15072	15	PN16	21	75	1	B	38.71
206-52-20072	20	PN16	27	75	1	B	37.56
206-52-20152	20	PN16	27	150	2	C	88.41
206-52-25072	25	PN16	33	75	1	C	38.71
206-52-25152	25	PN16	33	150	2	C	91.79
206-52-32072	32	PN16	42	75	1	C	40.10
206-52-32152	32	PN16	42	150	2	C	95.18
206-52-40072	40	PN16	48	75	1	B	41.25
206-52-40152	40	PN16	48	150	2	C	101.12
206-52-50072	50	PN16	60	75	1	B	43.80



10/81-001

Saddle, Rigid Pipe
 Stainless Steel
 NBR rubber
 Nitrile rubber seal, EPDM
 rubber back mat, TYPE R
 pipe
 BSP thread 1 and 4 bolt
 configuration
 For use on Cast Iron, AC, VC
 and FRC
 Product class: PN16



AVK ref. no.	DN mm	Product PN Class	Seal range mm	DN2 mm	L mm	Number of bolts	Deliv. code	Gross Price NZD
10-8-047-1011	40	PN16	47-52	DN20	125	1	C	118.33
10-8-047-1021	40	PN16	47-52	DN25	125	1	C	122.01
10-8-059-1011	50	PN16	59-69	DN20	125	1	B	114.95
10-8-059-1021	50	PN16	59-69	DN25	125	1	C	125.60
10-8-063-1011	50	PN16	63-73	DN20	125	1	C	118.33
10-8-063-1021	50	PN16	63-73	DN25	125	1	C	125.60
10-8-069-1011	50	PN16	69-79	DN20	125	1	C	118.33
10-8-069-1021	50	PN16	69-79	DN25	125	1	C	125.60
10-8-075-1011	75	PN16	75-85	DN20	125	1	C	97.39
10-8-075-1021	75	PN16	75-85	DN25	125	1	C	90.36
10-8-088-1011	80	PN16	88-98	DN20	125	1	C	117.16
10-8-088-1031	80	PN16	88-98	DN32	125	1	C	143.92
10-8-088-1041	80	PN16	88-98	DN40	125	1	C	177.65
10-8-088-1051	80	PN16	88-98	DN50	125	1	C	191.89
10-8-101-1011	100	PN16	101-111	DN20	125	1	C	112.82
10-8-101-1021	100	PN16	101-111	DN25	125	1	C	119.51
10-8-101-1031	100	PN16	101-111	DN32	125	1	C	139.56
10-8-101-1041	100	PN16	101-111	DN40	125	1	C	170.67
10-8-101-1051	100	PN16	101-111	DN50	125	1	C	180.20
10-8-110-1051	100	PN16	110-120	DN50	125	1	C	186.65
10-8-114-1011	100	PN16	114-124	DN20	125	1	B	90.10
10-8-114-1021	100	PN16	114-124	DN25	125	1	C	99.43
10-8-114-1031	100	PN16	114-124	DN32	125	1	C	141.01
10-8-114-1041	100	PN16	114-124	DN40	125	1	C	171.83
10-8-114-1051	100	PN16	114-124	DN50	125	1	B	181.32
10-8-120-1011	100	PN16	120-130	DN20	125	1	B	95.18
10-8-120-1021	100	PN16	120-130	DN25	125	1	B	101.66
10-8-120-1041	100	PN16	120-130	DN40	125	1	C	166.92
10-8-120-1051	100	PN16	120-130	DN50	125	1	B	181.32
10-8-130-1011	100	PN16	130-140	DN20	125	1	C	118.33
10-8-130-1021	100	PN16	130-140	DN25	125	1	C	125.01
10-8-130-1041	100	PN16	130-140	DN40	125	1	C	173.29
10-8-140-1011	125	PN16	140-150	DN20	125	1	C	119.51
10-8-140-1021	125	PN16	140-150	DN25	125	1	C	126.19
10-8-140-1031	125	PN16	140-150	DN32	125	1	C	146.53
10-8-140-1041	125	PN16	140-150	DN40	125	1	C	171.83
10-8-140-1051	125	PN16	140-150	DN50	125	1	C	186.65
10-8-145-1051	125	PN16	145-155	DN50	125	1	C	186.65
10-8-150-1051	150	PN16	150-160	DN50	125	1	C	188.12
10-8-152-1011	150	PN16	152-162	DN20	125	1	C	119.51
10-8-152-1021	150	PN16	152-162	DN25	125	1	B	122.58
10-8-152-1031	150	PN16	152-162	DN32	125	1	C	147.71
10-8-152-1041	150	PN16	152-162	DN40	125	1	C	173.29
10-8-152-1051	150	PN16	152-162	DN50	125	1	C	182.75
10-8-160-1011	150	PN16	160-170	DN20	125	1	C	120.95
10-8-160-1021	150	PN16	160-170	DN25	125	1	C	127.63
10-8-160-1051	150	PN16	160-170	DN50	125	1	C	188.12
10-8-168-1011	150	PN16	168-178	DN20	125	1	C	98.01
10-8-168-1021	150	PN16	168-178	DN25	125	1	B	103.63
10-8-168-1031	150	PN16	168-178	DN32	125	1	C	149.16
10-8-168-1041	150	PN16	168-178	DN40	125	1	C	173.29
10-8-168-1051	150	PN16	168-178	DN50	125	1	C	182.74
10-8-175-1021	150	PN16	175-185	DN25	125	1	B	120.95
10-8-175-1031	150	PN16	175-185	DN32	125	1	C	162.53
10-8-175-1041	150	PN16	175-185	DN40	125	1	C	174.75
10-8-175-1051	150	PN16	175-185	DN50	125	1	C	189.27
10-8-182-1051	175	PN16	182-192	DN50	125	1	C	189.27
10-8-190-1011	175	PN16	190-200	DN20	125	1	C	138.39
10-8-190-1021	175	PN16	190-200	DN25	125	1	C	145.09
10-8-190-1041	175	PN16	190-200	DN40	125	1	C	161.66
10-8-200-1011	200	PN16	200-220	DN20	125	4	C	268.64
10-8-200-1021	200	PN16	200-220	DN25	125	4	C	275.34
10-8-200-1041	200	PN16	200-220	DN40	125	4	C	316.92
10-8-200-1051	200	PN16	200-220	DN50	125	4	C	336.40
10-8-215-1011	200	PN16	215-235	DN20	125	4	B	273.68
10-8-215-1021	200	PN16	215-235	DN25	125	4	C	283.85



AVK ref. no.	DN mm	Product PN Class	Seal range mm	DN2 mm	L mm	Number of bolts	Deliv. code	Gross Price NZD
10-8-215-1031	200	PN16	215-235	DN32	125	4	C	307.60
10-8-215-1041	200	PN16	215-235	DN40	125	4	C	319.53
10-8-215-1051	200	PN16	215-235	DN50	125	4	C	339.01
10-8-225-1011	200	PN16	225-245	DN20	125	4	C	284.35
10-8-240-1041	225	PN16	240-260	DN40	125	4	C	323.30
10-8-250-1011	225	PN16	250-270	DN20	125	4	C	286.96
10-8-250-1021	225	PN16	250-270	DN25	125	4	C	297.43
10-8-250-1031	225	PN16	250-270	DN32	125	4	C	312.84
10-8-250-1041	225	PN16	250-270	DN40	125	4	C	325.92
10-8-250-1051	225	PN16	250-270	DN50	125	4	C	343.96
10-8-270-1011	250	PN16	270-290	DN20	125	4	C	281.30
10-8-270-1021	250	PN16	270-290	DN25	125	4	C	291.48
10-8-270-1031	250	PN16	270-290	DN32	125	4	C	315.46
10-8-270-1041	250	PN16	270-290	DN40	125	4	C	328.55
10-8-270-1051	250	PN16	270-290	DN50	125	4	C	336.67
10-8-290-1011	250	PN16	290-310	DN20	125	4	C	293.37
10-8-290-1021	250	PN16	290-310	DN25	125	4	C	295.99
10-8-290-1041	250	PN16	290-310	DN40	125	4	C	332.33
10-8-290-1051	250	PN16	290-310	DN50	125	4	C	350.65
10-8-300-1011	300	PN16	300-320	DN20	125	4	C	294.81
10-8-300-1021	300	PN16	300-320	DN25	125	4	C	305.28
10-8-300-1041	300	PN16	300-320	DN40	125	4	C	333.77
10-8-300-1051	300	PN16	300-320	DN50	125	4	C	351.80
10-8-315-1011	300	PN16	315-335	DN20	125	4	C	297.43
10-8-315-1021	300	PN16	315-335	DN25	125	4	C	307.60
10-8-315-1031	300	PN16	315-335	DN32	125	4	C	323.30
10-8-315-1041	300	PN16	315-335	DN40	125	4	C	336.40
10-8-315-1051	300	PN16	315-335	DN50	125	4	C	354.42
10-8-330-1011	300	PN16	330-350	DN20	125	4	C	291.48
10-8-330-1021	300	PN16	330-350	DN25	125	4	C	301.36
10-8-330-1031	300	PN16	330-350	DN32	125	4	C	325.92
10-8-330-1041	300	PN16	330-350	DN40	125	4	C	339.01
10-8-330-1051	300	PN16	330-350	DN50	125	4	C	357.04
10-8-355-1011	300	PN16	355-375	DN20	125	4	C	471.31
10-8-355-1021	300	PN16	355-375	DN25	125	4	C	487.59
10-8-355-1031	300	PN16	355-375	DN32	125	4	C	511.43
10-8-355-1041	300	PN16	355-375	DN40	125	4	C	541.66
10-8-355-1051	300	PN16	355-375	DN50	125	4	C	560.26
10-8-360-1011	300	PN16	360-380	DN20	125	4	C	472.75
10-8-360-1051	300	PN16	360-380	DN50	125	4	C	561.72
10-8-370-1011	300	PN16	370-390	DN20	125	4	C	475.08
10-8-370-1021	300	PN16	370-390	DN25	125	4	C	491.37
10-8-370-1041	300	PN16	370-390	DN40	125	4	C	535.27
10-8-370-1051	300	PN16	370-390	DN50	125	4	C	562.89
10-8-390-1011	375	PN16	390-410	DN20	125	4	C	480.03
10-8-390-1021	375	PN16	390-410	DN25	125	4	C	482.40
10-8-390-1041	375	PN16	390-410	DN40	125	4	C	540.21
10-8-390-1051	375	PN16	390-410	DN50	125	4	C	569.27
10-8-410-1011	375	PN16	410-430	DN20	125	4	C	502.70
10-8-410-1021	375	PN16	410-430	DN25	125	4	C	550.47
10-8-410-1031	375	PN16	410-430	DN32	125	4	C	591.67
10-8-410-1041	375	PN16	410-430	DN40	125	4	C	610.56
10-8-410-1051	375	PN16	410-430	DN50	125	4	C	639.36
10-8-430-1011	375	PN16	430-450	DN20	125	4	C	507.63
10-8-430-1041	375	PN16	430-450	DN40	125	4	C	615.50
10-8-440-1011	400	PN16	440-460	DN20	125	4	C	512.57
10-8-440-1021	400	PN16	440-460	DN25	125	4	C	574.21
10-8-440-1051	400	PN16	440-460	DN50	125	4	C	646.90
10-8-460-1011	450	PN16	460-480	DN20	125	4	C	663.20
10-8-470-1011	450	PN16	470-490	DN20	125	4	C	656.80
10-8-470-1051	450	PN16	470-490	DN50	125	4	C	766.11
10-8-490-1011	450	PN16	490-510	DN20	125	4	C	694.59
10-8-490-1021	450	PN16	490-510	DN25	125	4	C	747.89
10-8-490-1031	450	PN16	490-510	DN32	125	4	C	809.73
10-8-490-1041	450	PN16	490-510	DN40	125	4	C	813.50
10-8-490-1051	450	PN16	490-510	DN50	125	4	C	818.50



10/71-001

Saddle, Vari-Tap
Ductile Iron
NBR rubber
For use on rigid and flexible pipes
OPVC, MPVC, UPVC, Cast Iron, AC, FRC and HDPE
Product class: PN16



AVK ref. no.	DN mm	Product PN Class	Seal range mm	DN2 mm	Theoretical weight/kg	Deliv. code	Gross Price NZD
2010-7-100-101	100	PN16	113-122	DN20	3.4	A	95.51
2010-7-100-102	100	PN16	113-122	DN25	3.4	B	95.51
2010-7-150-101	150	PN16	168-177	DN20	3.9	A	104.12
2010-7-150-102	150	PN16	168-177	DN25	3.9	B	104.12

740/51-001

Tapping Saddle, Multi-Tap
Ductile Iron
EPDM rubber
For use on S1 and S2 MPVC, UPVC, Cast Iron and AC pipes
Product class: PN16



AVK ref. no.	DN mm	Product PN Class	Seal range mm	DN2 mm	Deliv. code	Gross Price NZD
740-5-100-101	100	PN16	114-128	DN20	B	77.64
740-5-100-102	100	PN16	114-128	DN25	A	77.64
740-5-100-103	100	PN16	114-128	DN32	C	86.43
740-5-100-104	100	PN16	114-128	DN40	C	80.47
740-5-100-105	100	PN16	114-128	DN50	B	88.99
740-5-150-101	150	PN16	160-183	DN20	A	107.87
740-5-150-102	150	PN16	160-183	DN25	A	107.87
740-5-150-104	150	PN16	160-183	DN40	C	96.52
740-5-150-105	150	PN16	160-183	DN50	C	94.18

2197/501-001

Single seal, Galv 4.6 bolts and nuts, oxide paint coating
NBR rubber
Socket Leak Clamp
Single seal
Galvanised Fasteners



AVK ref. no.	DN mm	Seal range mm	Bolt length	Deliv. code	Gross Price NZD
2197-5-0100-011	80	96-100	240	B	310.33
2197-5-0127-011	100	122-127	240	B	319.56
2197-5-0180-011	150	175-180	240	B	342.89
2197-5-0236-011	200	230-236	240	B	447.12
2197-5-0262-011	225	256-262	240	B	450.39
2197-5-0289-011	250	282-289	240	B	545.09
2197-5-0326-011	300	320-326	350	C	742.33
2197-5-0355-011	300	345-355	300	B	722.60
2197-5-0370-011	350	360-370	350	C	1,256.38
2197-5-0390-011	350	380-390	450	B	949.47
2197-5-0430-011	375	425-430	350	B	1,173.67
2197-5-0460-011	400	450-460	350	B	1,380.79
2197-5-0510-011	450	500-510	350	B	1,476.45
2197-5-0595-011	525	585-595	350	C	2,181.65
2197-5-0630-011	600	616-630	450	B	2,202.36
2197-5-0670-011	600	660-670	350	C	1,604.70

2197/501-002

Single seal, A4 bolt, A4 PTFE coated nut
NBR rubber
Socket Leak Clamp
Single seal
A4 Fasteners



AVK ref. no.	DN mm	Seal range mm	Bolt length	Deliv. code	Gross Price NZD
2197-5-0100-012	80	96-100	240	C	360.67
2197-5-0127-012	100	122-127	240	C	369.90
2197-5-0163-012	150	158-163	300	B	373.80
2197-5-0180-012	150	175-180	240	C	392.78
2197-5-0212-012	200	206-212	350	B	501.36
2197-5-0236-012	200	230-236	240	B	511.89
2197-5-0262-012	225	256-262	300	B	592.76
2197-5-0289-012	250	282-289	300	C	603.27
2197-5-0326-012	300	320-326	350	C	788.27
2197-5-0355-012	300	345-355	300	B	775.21
2197-5-0390-012	350	380-390	350	C	1,018.39
2197-5-0430-012	375	425-430	350	B	1,021.46
2197-5-0450-012	375	440-450	350	C	1,346.85
2197-5-0460-012	400	450-460	350	C	1,528.73
2197-5-0510-012	450	500-510	350	B	1,897.47
2197-5-0630-012	600	616-630	350	C	2,612.47
2197-5-0670-012	600	660-670	350	C	1,779.58
2197-5-0990-012	900	960-990	450	C	4,983.63



2197/501-003

Single seal, Galv 4.6 stud and nuts, oxide paint coating
NBR rubber
Socket Leak Clamp
Single seal
Galvanised Fasteners



AVK ref. no.	DN mm	Seal range mm	Bolt length	Deliv. code	Gross Price NZD
2197-5-0370-013	350	360-370	450	C	1,312.57
2197-5-0562-013	500	552-562	500	B	1,637.62
2197-5-0655-013	600	645-655	500	C	2,177.94
2197-5-0723-013	675	713-723	500	C	2,506.72

2197/502-001

Double seal, Galv bolts and nuts, oxide paint coating
NBR rubber
Socket Leak Clamp
Double seal
Galvanised Fasteners



AVK ref. no.	DN mm	Seal range mm	Bolt length	Deliv. code	Gross Price NZD
2197-5-0100-021	80	96-100	350	B	351.13
2197-5-0127-021	100	122-127	350	B	363.93
2197-5-0180-021	150	175-180	350	B	390.58
2197-5-0236-021	200	230-236	350	B	508.25
2197-5-0262-021	225	256-262	350	C	502.35
2197-5-0289-021	250	282-289	350	B	680.19
2197-5-0355-021	300	345-355	350	B	863.65
2197-5-0430-021	375	425-430	450	C	1,256.18
2197-5-0595-021	525	585-595	450	C	2,191.90
2197-5-0655-021	600	645-655	450	C	2,233.58
2197-5-0723-021	675	713-723	450	C	5,724.80

2197/502-002

Double seal, A4 bolt, A4 PTFE coated nut
NBR rubber
Socket Leak Clamp
Double seal
A4 Fasteners



AVK ref. no.	DN mm	Seal range mm	Bolt length	Deliv. code	Gross Price NZD
2197-5-0100-022	80	96-100	350	C	420.27
2197-5-0127-022	100	122-127	350	B	424.10
2197-5-0180-022	150	175-180	350	B	450.73
2197-5-0262-022	225	256-262	350	C	630.68
2197-5-0289-022	250	282-289	350	B	770.62
2197-5-0355-022	300	345-355	350	B	1,121.47
2197-5-0430-022	375	425-430	450	C	1,383.78
2197-5-0510-022	450	500-510	450	B	2,058.03

2197/502-003

Double seal, Galv 4.6 stud and nuts, oxide paint coating
NBR rubber
Socket Leak Clamp
Single seal
Galvanised Stud Fasteners



AVK ref. no.	DN mm	Seal range mm	Bolt length	Deliv. code	Gross Price NZD
2197-5-0670-023	600	660-670	500	C	1,977.86



8001/0-001

Hydro Stop universal socket
encapsulation collar
Steel
EPDM drinking water
approved
Plascoat PPA 571 ES, WRAS



AVK ref. no.	DN mm	Product PN Class	Seal range mm	Theoretical weight/kg	Deliv. code	Gross Price NZD
8001-0-010-11031003500	250	PN10	265-295	188	C	10,148.79
8001-0-010-11031104000	250	PN16	265-295	188	C	10,148.79
8001-0-030-11031003500	300	PN10	310-340	195	C	10,754.69
8001-0-030-11031104000	300	PN16	310-340	195	C	10,754.69
8001-0-050-11031003500	300	PN10	330-360	200	C	11,209.11
8001-0-050-11031104000	300	PN16	330-360	200	C	11,209.11
8001-0-070-11031003500	350	PN10	345-375	209	C	12,117.96
8001-0-070-11031104000	350	PN16	345-375	209	C	12,117.96
8001-0-090-11031003500	350	PN10	363-393	215	C	12,345.17
8001-0-090-11031104000	350	PN16	363-393	215	C	12,345.17
8001-0-100-11031003500	350	PN10	385-410	222	C	13,178.27
8001-0-100-11031104000	350	PN16	385-410	222	C	13,178.27
8001-0-120-11031003500	400	PN10	415-445	244	C	15,753.34
8001-0-120-11031104000	400	PN16	415-445	244	C	15,753.34
8001-0-130-11031003500	400	PN10	430-462	252	C	18,176.94
8001-0-130-11031104000	400	PN16	430-462	252	C	18,176.94
8001-0-140-11031003500	450	PN10	440-472	262	C	19,388.73
8001-0-140-11031104000	450	PN16	440-472	262	C	19,388.73
8001-0-150-11031003500	450	PN10	465-500	268	C	27,416.88
8001-0-150-11031104000	450	PN16	465-500	268	C	27,416.88
8001-0-160-11031003500	450	PN10	480-520	277	C	28,022.78
8001-0-160-11031104000	450	PN16	480-520	277	C	28,022.78
8001-0-170-22031005500	500	PN10	500-540	285	C	29,537.52
8001-0-170-22031106000	500	PN16	500-540	285	C	29,537.52
8001-0-180-22031005500	500	PN10	530-570	302	C	30,673.58
8001-0-180-22031106000	500	PN16	530-570	302	C	30,673.58
8001-0-190-22031005500	500	PN10	550-590	310	C	31,809.63
8001-0-190-22031106000	500	PN16	550-590	310	C	31,809.63
8001-0-210-22031005500	600	PN10	600-640	318	C	32,945.70
8001-0-210-22031106000	600	PN16	600-640	318	C	32,945.70
8001-0-220-22031005500	650	PN10	660-700	330	C	34,081.76
8001-0-220-22031106000	650	PN16	660-700	330	C	34,081.76
8001-0-230-22031005500	650	PN10	680-720	342	C	35,217.81
8001-0-230-22031106000	650	PN16	680-720	342	C	35,217.81
8001-0-240-22031005500	700	PN10	700-740	350	C	36,732.55
8001-0-240-22031106000	700	PN16	700-740	350	C	36,732.55
8001-0-260-22031005500	700	PN10	780-820	365	C	37,868.62
8001-0-260-22031106000	700	PN16	780-820	365	C	37,868.62
8001-0-270-22031005500	800	PN10	810-850	377	C	39,762.04
8001-0-270-22031106000	800	PN16	810-850	377	C	39,762.04
8001-0-280-22031005500	900	PN10	890-930	410	C	41,655.48
8001-0-280-22031106000	900	PN16	890-930	410	C	41,655.48
8001-0-300-22031005500	900	PN10	920-960	422	C	43,548.91
8001-0-300-22031106000	900	PN16	920-960	422	C	43,548.91
8001-0-320-22031005500	900	PN10	980-1020	438	C	45,442.34
8001-0-320-22031106000	900	PN16	980-1020	438	C	45,442.34
8001-0-330-23031005500	1000	PN10	1000-1040	445	C	47,335.77
8001-0-330-23031006000	1000	PN16	1000-1040	445	C	47,335.77
8001-0-340-23031005500	1000	PN10	1030-1070	451	C	49,229.21
8001-0-340-23031106000	1000	PN16	1030-1070	451	C	49,229.21
8001-0-360-23031005500	1000	PN10	1090-1130	478	C	51,122.64
8001-0-360-23031106000	1000	PN16	1090-1130	478	C	51,122.64
8001-0-370-23031005500	1100	PN10	1120-1160	485	C	53,016.06
8001-0-370-23031106000	1100	PN16	1120-1160	485	C	53,016.06
8001-0-390-23031005500	1100	PN10	1180-1220	497	C	54,909.49
8001-0-390-23031106000	1100	PN16	1180-1220	497	C	54,909.49
8001-0-400-23031005500	1200	PN10	1210-1250	505	C	58,696.36
8001-0-400-23031106000	1200	PN16	1210-1250	505	C	58,696.36
8001-0-420-23031005500	1200	PN10	1240-1280	520	C	60,589.79
8001-0-420-23031106000	1200	PN16	1240-1280	520	C	60,589.79
8001-0-450-23031005500	1300	PN10	1320-1360	564	C	62,483.21
8001-0-450-23031106000	1300	PN16	1320-1360	564	C	62,483.21
8001-0-460-23031005500	1300	PN10	1320-1360	570	C	64,376.65
8001-0-460-23031106000	1300	PN16	1320-1360	570	C	64,376.65
8001-0-490-23031005500	1400	PN10	1420-1460	598	C	66,270.08
8001-0-490-23031106000	1400	PN16	1420-1460	598	C	66,270.08



Encapsulation Collars

AVK ref. no.	DN mm	Product PN Class	Seal range mm	Theoretical weight/kg	Deliv. code	Gross Price NZD
8001-0-500-23031005500	1400	PN10	1440-1480	610	C	68,163.51
8001-0-500-23031106000	1400	PN16	1440-1480	610	C	68,163.51
8001-0-520-23031005500	1500	PN10	1510-1550	656	C	70,056.94
8001-0-520-23031106000	1500	PN16	1510-1550	656	C	70,056.94
8001-0-530-24031005500	1600	PN10	1600-1640	684	C	71,950.38
8001-0-530-24031106000	1600	PN16	1600-1640	684	C	71,950.38
8001-0-540-24031005500	1600	PN10	1630-1670	695	C	73,843.80
8001-0-540-24031106000	1600	PN16	1630-1670	695	C	73,843.80
8001-0-570-24031005500	1800	PN10	1810-1850	778	C	75,737.23
8001-0-570-24031106000	1800	PN16	1810-1850	778	C	75,737.23
8001-0-580-24031005500	1800	PN10	1840-1880	791	C	77,630.66
8001-0-580-24031106000	1800	PN16	1840-1880	791	C	77,630.66
8001-0-590-24031005500	1800	PN10	1870-1910	802	C	81,644.74
8001-0-590-24031106000	1800	PN16	1870-1910	802	C	81,644.74
8001-0-600-24031005500	2000	PN10	2020-2060	875	C	84,825.70
8001-0-600-24031106000	2000	PN16	2020-2060	875	C	84,825.70
8001-0-610-24031005500	2000	PN10	2040-2080	890	C	88,612.56
8001-0-610-24031106000	2000	PN16	2040-2080	890	C	88,612.56

8001/2-001

Hydro Stop universal pipe
encapsulation collar

Steel

EPDM drinking water
approved

Plascoat PPA 571 ES, WRAS



AVK ref. no.	DN mm	Product PN Class	Seal range mm	Theoretical weight/kg	Deliv. code	Gross Price NZD
8001-2-020-00031003500	300	PN10	304-326	103	C	8,119.03
8001-2-020-00031104000	300	PN16	304-326	103	C	8,119.03
8001-2-040-00031003500	300	PN10	313-335	110	C	8,603.75
8001-2-040-00031104000	300	PN16	313-335	110	C	8,603.75
8001-2-060-00031003500	350	PN10	332-355	116	C	8,967.29
8001-2-060-00031104000	350	PN16	332-355	116	C	8,967.29
8001-2-080-00031003500	350	PN10	358-386	121	C	9,694.36
8001-2-080-00031104000	350	PN16	358-386	121	C	9,694.36
8001-2-100-00031003500	400	PN10	385-410	135	C	9,876.13
8001-2-100-00031104000	400	PN16	385-410	135	C	9,876.13
8001-2-110-00031003500	400	PN10	405-435	140	C	10,542.62
8001-2-110-00031104000	400	PN16	405-435	140	C	10,542.62
8001-2-130-00031003500	450	PN10	430-462	145	C	12,602.68
8001-2-130-00031104000	450	PN16	430-462	145	C	12,602.68
8001-2-150-00031003500	450	PN10	465-500	151	C	14,541.55
8001-2-150-00031104000	450	PN16	465-500	151	C	14,541.55
8001-2-170-00031005500	500	PN10	500-540	160	C	15,510.98
8001-2-170-00031106000	500	PN16	500-540	160	C	15,510.98
8001-2-180-00031005500	500	PN10	530-570	169	C	21,933.50
8001-2-180-00031106000	500	PN16	530-570	169	C	21,933.50
8001-2-200-00031005500	600	PN10	570-610	182	C	22,418.23
8001-2-200-00031106000	600	PN16	570-610	182	C	22,418.23
8001-2-210-00031005500	600	PN10	600-640	190	C	23,630.01
8001-2-210-00031106000	600	PN16	600-640	190	C	23,630.01
8001-2-230-00031005500	700	PN10	680-720	205	C	24,538.86
8001-2-230-00031106000	700	PN16	680-720	205	C	24,538.86
8001-2-240-00031005500	700	PN10	700-740	212	C	25,447.71
8001-2-240-00031106000	700	PN16	700-740	212	C	25,447.71
8001-2-250-00031005500	700	PN10	730-770	220	C	26,356.56
8001-2-250-00031106000	700	PN16	730-770	220	C	26,356.56
8001-2-260-00031005500	800	PN10	780-820	225	C	27,265.40
8001-2-260-00031106000	800	PN16	780-820	225	C	27,265.40
8001-2-270-00031005500	800	PN10	810-850	234	C	28,174.25
8001-2-270-00031106000	800	PN16	810-850	234	C	28,174.25
8001-2-280-00031005500	900	PN10	890-930	252	C	29,386.05
8001-2-280-00031106000	900	PN16	890-930	252	C	29,386.05
8001-2-290-00031005500	900	PN10	910-950	261	C	30,294.89
8001-2-290-00031106000	900	PN16	910-950	261	C	30,294.89
8001-2-310-00031005500	900	PN10	940-980	269	C	31,809.63
8001-2-310-00031106000	900	PN16	940-980	269	C	31,809.63
8001-2-330-00031005500	1000	PN10	1000-1040	286	C	33,324.38
8001-2-330-00031106000	1000	PN16	1000-1040	286	C	33,324.38
8001-2-340-00031005500	1000	PN10	1030-1070	293	C	34,839.13
8001-2-340-00031106000	1000	PN16	1030-1070	293	C	34,839.13
8001-2-350-00031005500	1000	PN10	1060-1100	302	C	36,353.88



AVK ref. no.	DN mm	Product PN Class	Seal range mm	Theoretical weight/kg	Deliv. code	Gross Price NZD
8001-2-350-0003106000	1000	PN16	1060-1100	302	C	36,353.88
8001-2-360-00031005500	1100	PN10	1090-1130	307	C	37,868.62
8001-2-360-00031106000	1100	PN16	1090-1130	307	C	37,868.62
8001-2-370-00031005500	1100	PN10	1120-1160	315	C	39,383.36
8001-2-370-00031106000	1100	PN16	1120-1160	315	C	39,383.36
8001-2-380-00031005500	1100	PN10	1150-1190	322	C	40,898.11
8001-2-380-00031106000	1100	PN16	1150-1190	322	C	40,898.11
8001-2-390-00031005500	1200	PN10	1180-1220	331	C	42,412.85
8001-2-390-00031106000	1200	PN16	1180-1220	331	C	42,412.85
8001-2-410-00031005500	1200	PN10	1220-1260	338	C	43,927.60
8001-2-410-00031106000	1200	PN16	1220-1260	338	C	43,927.60
8001-2-430-00031005500	1200	PN10	1260-1300	345	C	46,957.08
8001-2-430-00031106000	1200	PN16	1260-1300	345	C	46,957.08
8001-2-440-00031005500	1300	PN10	1270-1310	352	C	48,471.83
8001-2-440-00031106000	1300	PN16	1270-1310	352	C	48,471.83
8001-2-450-00031005500	1300	PN10	1320-1360	361	C	51,501.32
8001-2-450-00031106000	1300	PN16	1320-1360	361	C	51,501.32
8001-2-470-00031005500	1300	PN10	1360-1400	370	C	53,016.06
8001-2-470-00031106000	1300	PN16	1360-1400	370	C	53,016.06
8001-2-480-00031005500	1400	PN10	1390-1430	383	C	54,530.80
8001-2-480-00031106000	1400	PN16	1390-1430	383	C	54,530.80
8001-2-490-00031005500	1400	PN10	1420-1460	389	C	56,045.55
8001-2-490-00031106000	1400	PN16	1420-1460	389	C	56,045.55
8001-2-510-00031005500	1400	PN10	1460-1500	393	C	57,560.29
8001-2-510-00031106000	1400	PN16	1460-1500	393	C	57,560.29
8001-2-520-00031005500	1500	PN10	1510-1550	401	C	59,075.05
8001-2-520-00031106000	1500	PN16	1510-1550	401	C	59,075.05
8001-2-530-00031005500	1600	PN10	1600-1640	427	C	60,589.79
8001-2-530-00031106000	1600	PN16	1600-1640	427	C	60,589.79
8001-2-550-00031005500	1600	PN10	1640-1680	433	C	62,104.53
8001-2-550-00031106000	1600	PN16	1640-1680	433	C	62,104.53
8001-2-560-00031005500	1600	PN10	1660-1700	441	C	65,315.79
8001-2-560-00031106000	1600	PN16	1660-1700	441	C	65,315.79
8001-2-570-00031005500	1800	PN10	1810-1850	475	C	67,860.57
8001-2-570-00031106000	1800	PN16	1810-1850	475	C	67,860.57
8001-2-580-00031005500	1800	PN10	1840-1880	483	C	67,860.57
8001-2-580-00031106000	1800	PN16	1840-1880	483	C	67,860.57
8001-2-600-00031005500	2000	PN10	2020-2060	528	C	70,890.05
8001-2-600-00031106000	2000	PN16	2020-2060	528	C	70,890.05
8001-2-620-00031005500	2000	PN10	2050-2090	534	C	73,162.16
8001-2-620-00031106000	2000	PN16	2050-2090	534	C	73,162.16

8002/0-001

Hydro Fast dedicated socket encapsulation collar
Steel
EPDM drinking water approved
Plascoat PPA 571 ES, WRAS



AVK ref. no.	DN mm	Product PN Class	Pipe Type	Theoretical weight/kg	Deliv. code	Gross Price NZD
8002-0-0010-000003500	300	PN10	CI	104	C	12,723.85
8002-0-0010-000104000	300	PN16	CI	104	C	12,723.85
8002-0-0020-000003500	350	PN10	CI	126	C	15,071.71
8002-0-0020-000104000	350	PN16	CI	126	C	15,071.71
8002-0-0030-000003500	400	PN10	CI	145	C	17,722.52
8002-0-0030-000104000	400	PN16	CI	145	C	17,722.52
8002-0-0040-000003500	450	PN10	CI	159	C	19,388.73
8002-0-0040-000104000	450	PN16	CI	159	C	19,388.73
8002-0-0050-000005500	500	PN10	CI	181	C	21,660.85
8002-0-0050-000106000	500	PN16	CI	181	C	21,660.85
8002-0-0060-000005500	600	PN10	CI	201	C	23,857.23
8002-0-0060-000106000	600	PN16	CI	201	C	23,857.23
8002-0-0070-000005500	700	PN10	CI	219	C	25,750.66
8002-0-0070-000106000	700	PN16	CI	219	C	25,750.66
8002-0-0080-000005500	800	PN10	CI	243	C	27,644.09
8002-0-0080-000106000	800	PN16	CI	243	C	27,644.09
8002-0-0090-000005500	900	PN10	CI	267	C	29,537.52
8002-0-0090-000106000	900	PN16	CI	267	C	29,537.52
8002-0-0100-000005500	1000	PN10	CI	284	C	31,052.27
8002-0-0100-000106000	1000	PN16	CI	284	C	31,052.27
8002-0-0110-000005500	1200	PN10	CI	311	C	35,217.81
8002-0-0110-000106000	1200	PN16	CI	311	C	35,217.81



Encapsulation Collars

AVK ref. no.	DN mm	Product PN Class	Pipe Type	Theoretical weight/kg	Deliv. code	Gross Price NZD
8002-0-0120-000005500	1400	PN10	CI	354	C	38,625.99
8002-0-0120-000106000	1400	PN16	CI	354	C	38,625.99
8002-0-0130-000005500	1600	PN10	CI	382	C	45,442.34
8002-0-0130-000106000	1600	PN16	CI	382	C	45,442.34
8002-0-0140-000005500	1800	PN10	CI	424	C	53,773.44
8002-0-0140-000106000	1800	PN16	CI	424	C	53,773.44
8002-0-0150-000005500	2000	PN10	CI	477	C	62,861.90
8002-0-0150-000106000	2000	PN16	CI	477	C	62,861.90
8002-0-0200-000003500	300	PN10	ST	109	C	11,209.11
8002-0-0200-000104000	300	PN16	ST	109	C	11,209.11
8002-0-0210-000003500	350	PN10	ST	123	C	13,556.96
8002-0-0210-000104000	350	PN16	ST	123	C	13,556.96
8002-0-0220-000003500	400	PN10	ST	142	C	14,011.38
8002-0-0220-000104000	400	PN16	ST	142	C	14,011.38
8002-0-0230-000003500	450	PN10	ST	155	C	16,586.45
8002-0-0230-000104000	450	PN16	ST	155	C	16,586.45
8002-0-0240-000005500	500	PN10	ST	164	C	18,782.84
8002-0-0240-000106000	500	PN16	ST	164	C	18,782.84
8002-0-0250-000005500	600	PN10	ST	182	C	20,979.22
8002-0-0250-000106000	600	PN16	ST	182	C	20,979.22
8002-0-0260-000005500	700	PN10	ST	205	C	24,614.60
8002-0-0260-000106000	700	PN16	ST	205	C	24,614.60
8002-0-0270-000005500	800	PN10	ST	223	C	26,053.61
8002-0-0270-000106000	800	PN16	ST	223	C	26,053.61
8002-0-0280-000005500	900	PN10	ST	247	C	28,325.72
8002-0-0280-000106000	900	PN16	ST	247	C	28,325.72
8002-0-0290-000005500	1000	PN10	ST	251	C	29,234.57
8002-0-0290-000106000	1000	PN16	ST	251	C	29,234.57
8002-0-0300-000005500	1200	PN10	ST	307	C	33,248.64
8002-0-0300-000106000	1200	PN16	ST	307	C	33,248.64
8002-0-0310-000005500	1400	PN10	ST	343	C	29,386.05
8002-0-0310-000106000	1400	PN16	ST	343	C	36,959.77
8002-0-0320-000005500	1600	PN10	ST	364	C	43,170.22
8002-0-0320-000106000	1600	PN16	ST	364	C	43,170.22
8002-0-0330-000005500	1800	PN10	ST	405	C	50,365.26
8002-0-0330-000106000	1800	PN16	ST	405	C	50,365.26
8002-0-0340-000005500	2000	PN10	ST	454	C	60,438.31
8002-0-0340-000106000	2000	PN16	ST	454	C	60,438.31
8002-0-0400-000003500	350	PN10	PE	135	C	14,011.38
8002-0-0400-000104000	350	PN16	PE	135	C	14,011.38
8002-0-0410-000003500	400	PN10	PE	152	C	15,526.13
8002-0-0410-000104000	400	PN16	PE	152	C	15,526.13
8002-0-0420-000003500	450	PN10	PE	161	C	18,328.42
8002-0-0420-000104000	450	PN16	PE	161	C	18,328.42
8002-0-0430-000005500	500	PN10	PE	172	C	22,115.27
8002-0-0430-000106000	500	PN16	PE	172	C	22,115.27
8002-0-0440-000005500	500	PN10	PE	184	C	23,478.55
8002-0-0440-000106000	500	PN16	PE	184	C	23,478.55
8002-0-0450-000005500	600	PN10	PE	231	C	24,690.34
8002-0-0450-000106000	600	PN16	PE	231	C	24,690.34
8002-0-0460-000005500	700	PN10	PE	244	C	26,735.25
8002-0-0460-000106000	700	PN16	PE	244	C	26,735.25
8002-0-0470-000005500	800	PN10	PE	167	C	28,325.72
8002-0-0470-000106000	800	PN16	PE	167	C	28,325.72
8002-0-0480-000005500	900	PN10	PE	288	C	30,673.58
8002-0-0480-000106000	900	PN16	PE	288	C	30,673.58
8002-0-0490-000005500	1000	PN10	PE	308	C	31,809.63
8002-0-0490-000106000	1000	PN16	PE	308	C	31,809.63
8002-0-0500-000005500	1100	PN10	PE	331	C	32,415.53
8002-0-0500-000106000	1100	PN16	PE	331	C	32,415.53
8002-0-0510-000005500	1200	PN10	PE	356	C	33,703.07
8002-0-0510-000106000	1200	PN16	PE	356	C	33,703.07
8002-0-0600-000003500	300	PN10	AC	96	C	12,269.43
8002-0-0600-000104000	300	PN16	AC	96	C	12,269.43
8002-0-0610-000003500	350	PN10	AC	108	C	14,162.86
8002-0-0610-000104000	350	PN16	AC	108	C	14,162.86
8002-0-0620-000003500	400	PN10	AC	122	C	17,116.62

Encapsulation Collars



AVK ref. no.	DN mm	Product PN Class	Pipe Type	Theoretical weight/kg	Deliv. code	Gross Price NZD
8002-0-0620-000104000	400	PN16	AC	122	C	17,116.62
8002-0-0630-000003500	450	PN10	AC	138	C	18,782.84
8002-0-0630-000104000	450	PN16	AC	138	C	18,782.84
8002-0-0640-000005500	500	PN10	AC	168	C	20,979.22
8002-0-0640-000106000	500	PN16	AC	168	C	20,979.22
8002-0-0650-000005500	600	PN10	AC	216	C	23,402.80
8002-0-0650-000106000	600	PN16	AC	216	C	23,402.80
8002-0-0660-000005500	700	PN10	AC	228	C	25,599.18
8002-0-0660-000106000	700	PN16	AC	228	C	25,599.18
8002-0-0670-000005500	800	PN10	AC	254	C	29,007.36
8002-0-0670-000106000	800	PN16	AC	254	C	29,007.36
8002-0-0680-000005500	900	PN10	AC	272	C	29,916.21
8002-0-0680-000106000	900	PN16	AC	272	C	29,916.21
8002-0-0690-000005500	1000	PN10	AC	293	C	32,188.32
8002-0-0690-000106000	1000	PN16	AC	293	C	32,188.32



8002/2-001

Hydro Fast dedicated pipe encapsulation collar
Steel
EPDM drinking water approved
Plascoat PPA 571 ES, WRAS



AVK ref. no.	DN mm	Product PN Class	Pipe Type	Net Weight Lbs	Deliv. code	Gross Price NZD
8002-2-0800-000003500	300	PN10	CI	143	C	10,179.08
8002-2-0800-000104000	300	PN16	CI	143	C	10,179.08
8002-2-0810-000003500	350	PN10	CI	176	C	12,057.37
8002-2-0810-000104000	350	PN16	CI	176	C	12,057.37
8002-2-0820-000003500	400	PN10	CI	196	C	14,178.01
8002-2-0820-000104000	400	PN16	CI	196	C	14,178.01
8002-2-0830-000003500	450	PN10	CI	214	C	15,510.98
8002-2-0830-000104000	450	PN16	CI	214	C	15,510.98
8002-2-0840-000005500	500	PN10	CI	238	C	17,328.68
8002-2-0840-000106000	500	PN16	CI	238	C	17,328.68
8002-2-0850-000005500	600	PN10	CI	265	C	19,085.78
8002-2-0850-000106000	600	PN16	CI	265	C	19,085.78
8002-2-0860-000005500	700	PN10	CI	291	C	20,600.53
8002-2-0860-000106000	700	PN16	CI	291	C	20,600.53
8002-2-0870-000005500	800	PN10	CI	333	C	22,115.27
8002-2-0870-000106000	800	PN16	CI	333	C	22,115.27
8002-2-0880-000005500	900	PN10	CI	373	C	23,630.01
8002-2-0880-000106000	900	PN16	CI	373	C	23,630.01
8002-2-0890-000005500	1000	PN10	CI	390	C	24,841.81
8002-2-0890-000106000	1000	PN16	CI	390	C	24,841.81
8002-2-0900-000005500	1200	PN10	CI	595	C	28,174.25
8002-2-0900-000106000	1200	PN16	CI	595	C	28,174.25
8002-2-0910-000005500	1400	PN10	CI	688	C	30,900.79
8002-2-0910-000106000	1400	PN16	CI	688	C	30,900.79
8002-2-0920-000005500	1600	PN10	CI	818	C	36,353.88
8002-2-0920-000106000	1600	PN16	CI	818	C	36,353.88
8002-2-0930-000005500	1800	PN10	CI	869	C	43,018.75
8002-2-0930-000106000	1800	PN16	CI	869	C	43,018.75
8002-2-0940-000005500	2000	PN10	CI	933	C	50,289.53
8002-2-0940-000106000	2000	PN16	CI	933	C	50,289.53
8002-2-1000-000003500	300	PN10	ST	150	C	8,967.29
8002-2-1000-000005500	300	PN10	ST	595	C	8,967.29
8002-2-1000-000104000	300	PN16	ST	150	C	10,845.58
8002-2-1000-000106000	300	PN16	ST	595	C	10,845.58
8002-2-1010-000003500	350	PN10	ST	168	C	11,209.11
8002-2-1010-000104000	350	PN16	ST	168	C	11,209.11
8002-2-1020-000003500	400	PN10	ST	187	C	13,269.16
8002-2-1020-000104000	400	PN16	ST	187	C	13,269.16
8002-2-1030-000003500	450	PN10	ST	205	C	15,026.27
8002-2-1030-000104000	450	PN16	ST	205	C	15,026.27
8002-2-1040-000005500	500	PN10	ST	229	C	16,783.37
8002-2-1040-000106000	500	PN16	ST	229	C	16,783.37
8002-2-1050-000005500	600	PN10	ST	254	C	19,691.68
8002-2-1050-000106000	600	PN16	ST	254	C	19,691.68
8002-2-1060-000005500	700	PN10	ST	284	C	20,842.88
8002-2-1060-000106000	700	PN16	ST	284	C	20,842.88
8002-2-1070-000005500	800	PN10	ST	317	C	22,660.58
8002-2-1070-000106000	800	PN16	ST	317	C	22,660.58
8002-2-1080-000005500	900	PN10	ST	353	C	23,387.66
8002-2-1080-000106000	900	PN16	ST	353	C	23,387.66
8002-2-1090-000005500	1000	PN10	ST	390	C	26,598.92
8002-2-1090-000106000	1000	PN16	ST	390	C	26,598.92
8002-2-1110-000005500	1400	PN10	ST	672	C	23,508.84
8002-2-1110-000106000	1400	PN16	ST	672	C	29,567.82
8002-2-1120-000005500	1600	PN10	ST	805	C	34,536.18
8002-2-1120-000106000	1600	PN16	ST	805	C	34,536.18
8002-2-1130-000005500	1800	PN10	ST	855	C	40,292.21
8002-2-1130-000106000	1800	PN16	ST	855	C	40,292.21
8002-2-1140-000005500	2000	PN10	ST	917	C	48,350.65
8002-2-1140-000106000	2000	PN16	ST	917	C	48,350.65
8002-2-1200-000003500	350	PN10	PE	168	C	11,209.11
8002-2-1200-000104000	350	PN16	PE	168	C	11,209.11
8002-2-1210-000003500	400	PN10	PE	183	C	12,420.91
8002-2-1210-000104000	400	PN16	PE	183	C	12,420.91
8002-2-1220-000003500	450	PN10	PE	203	C	14,662.72
8002-2-1220-000104000	450	PN16	PE	203	C	14,662.72



AVK ref. no.	DN mm	Product PN Class	Pipe Type	Net Weight Lbs	Deliv. code	Gross Price NZD
8002-2-1230-000005500	500	PN10	PE	225	C	17,692.22
8002-2-1230-000106000	500	PN16	PE	225	C	17,692.22
8002-2-1240-000005500	500	PN10	PE	243	C	18,116.35
8002-2-1240-000106000	500	PN16	PE	243	C	18,782.84
8002-2-1250-000005500	600	PN10	PE	260	C	18,782.84
8002-2-1250-000106000	600	PN16	PE	260	C	19,752.27
8002-2-1260-000005500	700	PN10	PE	284	C	19,752.27
8002-2-1260-000106000	700	PN16	PE	284	C	21,388.20
8002-2-1270-000005500	800	PN10	PE	313	C	21,388.20
8002-2-1270-000106000	800	PN16	PE	313	C	22,660.58
8002-2-1280-000005500	900	PN10	PE	344	C	22,660.58
8002-2-1280-000106000	900	PN16	PE	344	C	24,538.86
8002-2-1290-000005500	1000	PN10	PE	381	C	24,538.86
8002-2-1290-000106000	1000	PN16	PE	381	C	25,447.71
8002-2-1300-000005500	1100	PN10	PE	390	C	25,932.43
8002-2-1300-000106000	1100	PN16	PE	390	C	25,932.43
8002-2-1310-000005500	1200	PN10	PE	567	C	26,962.46
8002-2-1310-000106000	1200	PN16	PE	567	C	26,962.46
8002-2-1400-000003500	300	PN10	AC	150	C	9,815.55
8002-2-1400-000104000	300	PN16	AC	150	C	9,815.55
8002-2-1410-000003500	350	PN10	AC	183	C	11,330.29
8002-2-1410-000104000	350	PN16	AC	183	C	11,330.29
8002-2-1420-000003500	400	PN10	AC	205	C	13,693.29
8002-2-1420-000104000	400	PN16	AC	205	C	13,693.29
8002-2-1430-000003500	450	PN10	AC	509	C	15,026.27
8002-2-1430-000106000	450	PN16	AC	231	C	15,026.27
8002-2-1440-000005500	500	PN10	AC	540	C	16,783.37
8002-2-1440-000106000	500	PN16	AC	245	C	16,783.37
8002-2-1450-000005500	600	PN10	AC	245	C	18,722.24
8002-2-1450-000106000	600	PN16	AC	276	C	18,722.24
8002-2-1460-000005500	700	PN10	AC	276	C	20,479.35
8002-2-1460-000106000	700	PN16	AC	311	C	20,479.35
8002-2-1470-000005500	800	PN10	AC	311	C	23,205.89
8002-2-1470-000106000	800	PN16	AC	346	C	23,205.89
8002-2-1480-000005500	900	PN10	AC	346	C	23,932.97
8002-2-1480-000106000	900	PN16	AC	386	C	23,932.97
8002-2-1490-000005500	1000	PN10	AC	386	C	25,750.66
8002-2-1490-000106000	1000	PN16	AC	397	C	25,750.66



8003/0-001

Steel
 EPDM drinking water
 approved
 Plascoat PPA 571 ES, WRAS



AVK ref. no.	DN mm	Pipe Type	Theoretical weight/kg	Deliv. code	Gross Price NZD
8003-0-0010-0001000	50	CI	20	C	3,292.64
8003-0-0020-0001000	65	CI	22	C	3,552.59
8003-0-0030-0001000	80	CI	22	C	3,725.88
8003-0-0040-0001000	80	CI	23	C	3,812.54
8003-0-0050-0001000	100	CI	25	C	3,942.51
8003-0-0060-0001000	150	CI	27	C	4,202.45
8003-0-0070-0001000	150	CI	31	C	4,375.75
8003-0-0080-0001000	200	CI	34	C	4,592.38
8003-0-0090-0001000	200	CI	35	C	4,765.67
8003-0-0100-0001000	250	CI	37	C	5,025.62
8003-0-0110-0001000	250	CI	40	C	5,285.56
8003-0-0120-0001000	50	ST	20	C	3,335.97
8003-0-0130-0001000	65	ST	22	C	3,595.91
8003-0-0140-0001000	80	ST	22	C	3,682.57
8003-0-0150-0001000	100	ST	23	C	3,769.21
8003-0-0160-0001000	125	ST	28	C	3,899.18
8003-0-0170-0001000	150	ST	30	C	4,202.45
8003-0-0180-0001000	200	ST	32	C	4,332.42
8003-0-0190-0001000	200	ST	34	C	4,462.39
8003-0-0200-0001000	250	ST	39	C	5,198.91
8003-0-0210-0001000	50	PE	20	C	3,162.67
8003-0-0220-0001000	50	PE	20	C	3,335.97
8003-0-0230-0001000	65	PE	22	C	3,335.97
8003-0-0240-0001000	65	PE	22	C	3,595.91
8003-0-0250-0001000	80	PE	22	C	3,682.57
8003-0-0260-0001000	100	PE	25	C	3,725.88
8003-0-0270-0001000	125	PE	28	C	3,899.18
8003-0-0280-0001000	150	PE	30	C	4,029.15
8003-0-0290-0001000	150	PE	31	C	4,375.75
8003-0-0300-0001000	200	PE	34	C	4,419.08
8003-0-0310-0001000	200	PE	35	C	4,679.02
8003-0-0320-0001000	250	PE	37	C	4,982.29
8003-0-0330-0001000	250	PE	40	C	5,242.24
8003-0-0340-0001000	50	DI	20	C	3,249.32
8003-0-0350-0001000	65	DI	22	C	3,335.97
8003-0-0360-0001000	65	DI	22	C	3,595.91
8003-0-0370-0001000	80	DI	22	C	3,639.24
8003-0-0380-0001000	80	DI	23	C	3,682.57
8003-0-0390-0001000	100	DI	25	C	3,812.54
8003-0-0400-0001000	125	DI	28	C	3,942.51
8003-0-0410-0001000	150	DI	30	C	4,072.48
8003-0-0420-0001000	200	DI	34	C	4,679.02
8003-0-0430-0001000	250	DI	39	C	5,198.91
8003-0-0440-0001000	50	PVC	20	C	3,162.67
8003-0-0450-0001000	50	PVC	20	C	3,335.97
8003-0-0460-0001000	50	PVC	20	C	3,335.97
8003-0-0470-0001000	65	PVC	22	C	3,335.97
8003-0-0480-0001000	80	PVC	22	C	3,682.57
8003-0-0490-0001000	80	PVC	22	C	3,682.57
8003-0-0500-0001000	100	PVC	25	C	3,725.88
8003-0-0510-0001000	100	PVC	25	C	3,769.21
8003-0-0520-0001000	125	PVC	28	C	3,812.54
8003-0-0530-0001000	125	PVC	28	C	3,899.18
8003-0-0540-0001000	125	PVC	28	C	3,899.18
8003-0-0550-0001000	150	PVC	30	C	4,029.15
8003-0-0560-0001000	150	PVC	30	C	4,072.48
8003-0-0570-0001000	150	PVC	32	C	4,332.42
8003-0-0580-0001000	200	PVC	32	C	4,419.08
8003-0-0590-0001000	200	PVC	34	C	4,462.39
8003-0-0600-0001000	200	PVC	34	C	4,679.02
8003-0-0610-0001000	200	PVC	35	C	4,895.64
8003-0-0620-0001000	250	PVC	37	C	4,982.29
8003-0-0630-0001000	250	PVC	39	C	5,155.59
8003-0-0640-0001000	250	PVC	40	C	5,242.24
8003-0-0650-0001000	50	AC	20	C	3,335.97
8003-0-0660-0001000	65	AC	22	C	3,682.57



AVK ref. no.	DN mm	Pipe Type	Theoretical weight/kg	Deliv. code	Gross Price NZD
8003-0-0670-0001000	80	AC	23	C	3,682.57
8003-0-0680-0001000	100	AC	27	C	3,812.54
8003-0-0690-0001000	125	AC	28	C	3,812.54
8003-0-0700-0001000	150	AC	30	C	3,942.51
8003-0-0710-0001000	150	AC	31	C	4,375.75
8003-0-0720-0001000	150	AC	31	C	4,375.75
8003-0-0730-0001000	200	AC	34	C	4,375.75
8003-0-0740-0001000	200	AC	35	C	4,722.35
8003-0-0750-0001000	200	AC	35	C	4,722.35
8003-0-0760-0001000	250	AC	37	C	4,895.64
8003-0-0770-0001000	250	AC	39	C	5,112.26
8003-0-0780-0001000	250	AC	39	C	5,285.56
8003-0-0790-0001000	250	AC	39	C	5,285.56
8003-0-0800-0001000	250	AC	40	C	5,415.53



FITTINGS



718/0110-001

Bend, Flanged, 11.25°
Ductile Iron
Epoxy coated to AS/NZS 4158
Flange drilling: AS 4087 B5/B6,
Product class: PN16/35



AVK ref. no.	DN mm	Product PN Class	Flange drilling	Theoretical weight/kg	Deliv. code	Gross Price NZD
718-0080-01-10512	80	PN16	AS 4087 B5	7.3	A	152.70
718-0100-01-10412	100	PN35	AS 4087 B6	16	C	334.52
718-0100-01-10512	100	PN16	AS 4087 B5	9.3	A	153.98
718-0150-01-10412	150	PN35	AS 4087 B6	35	C	766.76
718-0150-01-10512	150	PN16	AS 4087 B5	18	A	279.26
718-0200-01-10412	200	PN35	AS 4087 B6	50	C	1,216.80
718-0200-01-10512	200	PN16	AS 4087 B5	28	A	593.85
718-0225-01-10512	225	PN16	AS 4087 B5	36	A	832.13
718-0250-01-10412	250	PN35	AS 4087 B6	75	C	1,761.96
718-0250-01-10512	250	PN16	AS 4087 B5	75	A	1,292.97
718-0300-01-10412	300	PN35	AS 4087 B6	100	C	1,875.69
718-0300-01-10512	300	PN16	AS 4087 B5	64	A	1,382.08
718-0375-01-10412	375	PN35	AS 4087 B6	225	C	4,157.67
718-0375-01-10512	375	PN16	AS 4087 B5	215	B	2,503.86
718-0450-01-10412	450	PN35	AS 4087 B6	330	C	6,648.16
718-0450-01-10512	450	PN16	AS 4087 B5	300	B	4,411.87
718-0500-01-10412	500	PN35	AS 4087 B6	360	C	9,963.76
718-0500-01-10512	500	PN16	AS 4087 B5	370	B	5,819.60
718-0600-01-10412	600	PN35	AS 4087 B6	510	C	10,066.12
718-0600-01-10512	600	PN16	AS 4087 B5	510	B	8,402.40
718-0782-01-10512	750	PN16	AS 4087 B5	370	C	9,851.18

718/0140-001

Bend, Socket 11.25°
Ductile Iron
Epoxy coated to AS/NZS 4158
Product class, PN35



AVK ref. no.	DN mm	Product PN Class	Theoretical weight/kg	Deliv. code	Gross Price NZD
718-0100-01-40912	100	PN35	7.0	A	102.99
718-0150-01-40912	150	PN35	13	A	168.95
718-0200-01-40912	200	PN35	26	A	389.77
718-0225-01-40912	225	PN35	30	A	475.97
718-0250-01-40912	250	PN35	36	A	559.45
718-0300-01-40912	300	PN35	50	A	806.40
718-0375-01-40912	375	PN35	72	A	1,468.13
718-0450-01-40912	450	PN35	130	A	1,872.19
718-0500-01-40912	500	PN35	190	B	3,264.54
718-0600-01-40912	600	PN35	310	B	4,777.21
718-0782-01-40912	750	PN35	276	C	6,009.19

718/0210-001

Bend, Flanged 22.5°
Ductile Iron
Epoxy coated to AS/NZS 4158
Flange drilling: AS 4087 B5/B6
Product class: PN16/35



AVK ref. no.	DN mm	Product PN Class	Flange drilling	Theoretical weight/kg	Deliv. code	Gross Price NZD
718-0080-02-10512	80	PN16	AS 4087 B5	13	C	180.19
718-0100-02-10412	100	PN35	AS 4087 B6	17	C	344.54
718-0100-02-10512	100	PN16	AS 4087 B5	9.3	A	153.98
718-0150-02-10412	150	PN35	AS 4087 B6	35	C	778.29
718-0150-02-10512	150	PN16	AS 4087 B5	18	A	279.26
718-0200-02-10412	200	PN35	AS 4087 B6	50	C	1,252.86
718-0200-02-10512	200	PN16	AS 4087 B5	27	A	604.75
718-0225-02-10512	225	PN16	AS 4087 B5	36	A	853.83
718-0250-02-10412	250	PN35	AS 4087 B6	74	C	1,968.10
718-0250-02-10512	250	PN16	AS 4087 B5	44	A	981.00
718-0300-02-10412	300	PN35	AS 4087 B6	115	C	2,084.53
718-0300-02-10512	300	PN16	AS 4087 B5	64	A	1,382.08
718-0375-02-10412	375	PN35	AS 4087 B6	225	C	4,242.51
718-0375-02-10512	375	PN16	AS 4087 B5	225	A	2,503.86
718-0450-02-10412	450	PN35	AS 4087 B6	340	C	6,699.50
718-0450-02-10512	450	PN16	AS 4087 B5	300	A	4,411.87
718-0500-02-10412	500	PN35	AS 4087 B6	390	C	10,218.10
718-0500-02-10512	500	PN16	AS 4087 B5	370	B	5,819.60
718-0600-02-10412	600	PN35	AS 4087 B6	560	C	11,062.82
718-0600-02-10512	600	PN16	AS 4087 B5	540	B	8,402.40
718-0782-02-10512	750	PN16	AS 4087 B5	470	C	9,851.18



718/0240-001

Bend, Socket 22.5°
Ductile Iron
Epoxy coated to AS/NZS 4158
Product class: PN35



AVK ref. no.	DN mm	Product PN Class	Theoretical weight/kg	Deliv. code	Gross Price NZD
718-0100-02-40912	100	PN35	8.3	A	102.99
718-0150-02-40912	150	PN35	14	A	168.95
718-0200-02-40912	200	PN35	28	A	389.77
718-0225-02-40912	225	PN35	33	A	475.97
718-0250-02-40912	250	PN35	50	A	559.45
718-0300-02-40912	300	PN35	55	A	806.40
718-0375-02-40912	375	PN35	84	A	1,468.13
718-0450-02-40912	450	PN35	142	B	2,296.52
718-0500-02-40912	500	PN35	250	B	3,578.21
718-0600-02-40912	600	PN35	320	B	5,176.79
718-0782-02-40912	750	PN35	353	C	6,779.61

718/0410-001

Bend, Flanged 45°
Ductile Iron
Epoxy coated to AS/NZS 4158
Flange drilling: AS 4087 B5/B6
Product class: PN16/35



AVK ref. no.	DN mm	Product PN Class	Flange drilling	Theoretical weight/kg	Deliv. code	Gross Price NZD
718-0080-04-10512	80	PN16	AS 4087 B5	6.1	A	184.55
718-0100-04-10412	100	PN35	AS 4087 B6	18	C	350.96
718-0100-04-10512	100	PN16	AS 4087 B5	9.2	A	157.72
718-0150-04-10412	150	PN35	AS 4087 B6	38	C	798.71
718-0150-04-10512	150	PN16	AS 4087 B5	18	A	285.66
718-0200-04-10412	200	PN35	AS 4087 B6	50	C	1,282.57
718-0200-04-10512	200	PN16	AS 4087 B5	27	A	654.69
718-0225-04-10512	225	PN16	AS 4087 B5	36	A	873.72
718-0250-04-10412	250	PN35	AS 4087 B6	85	C	2,250.85
718-0250-04-10512	250	PN16	AS 4087 B5	44	A	1,031.74
718-0300-04-10412	300	PN35	AS 4087 B6	130	C	2,932.61
718-0300-04-10512	300	PN16	AS 4087 B5	63	A	1,435.51
718-0375-04-10412	375	PN35	AS 4087 B6	227	C	4,385.05
718-0375-04-10512	375	PN16	AS 4087 B5	105	A	2,567.14
718-0450-04-10412	450	PN35	AS 4087 B6	340	B	7,049.29
718-0450-04-10512	450	PN16	AS 4087 B5	340	A	4,604.31
718-0500-04-10412	500	PN35	AS 4087 B6	435	C	10,723.59
718-0500-04-10512	500	PN16	AS 4087 B5	420	B	6,061.64
718-0600-04-10412	600	PN35	AS 4087 B6	600	C	11,478.88
718-0600-04-10512	600	PN16	AS 4087 B5	550	B	8,595.72
718-0782-04-10512	750	PN16	AS 4087 B5	590	C	11,257.07

718/0440-001

Bend, Socket 45°
Ductile Iron
Epoxy coated to AS/NZS 4158
Product class: PN35



AVK ref. no.	DN mm	Product PN Class	Theoretical weight/kg	Deliv. code	Gross Price NZD
718-0100-04-40912	100	PN35	8.9	A	106.28
718-0150-04-40912	150	PN35	16	A	173.28
718-0200-04-40912	200	PN35	33	A	407.31
718-0225-04-40912	225	PN35	39	A	542.78
718-0250-04-40912	250	PN35	46	A	613.02
718-0300-04-40912	300	PN35	65	A	923.02
718-0375-04-40912	375	PN35	108	A	1,751.99
718-0450-04-40912	450	PN35	210	A	2,483.68
718-0500-04-40912	500	PN35	290	B	4,412.39
718-0600-04-40912	600	PN35	334	B	5,717.80
718-0782-04-40912	750	PN35	500	C	9,373.06



718/0610-001

Bend, Flanged 90°
Ductile Iron
Epoxy coated to AS/NZS 4158
Flange drilling: AS 4087 B5/B6
Product class: PN16/35



AVK ref. no.	DN mm	Product PN Class	Flange drilling	Theoretical weight/kg	Deliv. code	Gross Price NZD
718-0080-06-10412	80	PN35	AS 4087 B6	19	C	353.31
718-0080-06-10512	80	PN16	AS 4087 B5	8.2	A	186.42
718-0100-06-10412	100	PN35	AS 4087 B6	21	C	423.69
718-0100-06-10512	100	PN16	AS 4087 B5	11	A	178.23
718-0150-06-10412	150	PN35	AS 4087 B6	41	C	820.79
718-0150-06-10512	150	PN16	AS 4087 B5	21	A	319.48
718-0200-06-10412	200	PN35	AS 4087 B6	59	C	1,520.74
718-0200-06-10512	200	PN16	AS 4087 B5	32	A	818.36
718-0225-06-10412	225	PN35	AS 4087 B6	80	C	1,719.37
718-0225-06-10512	225	PN16	AS 4087 B5	41	A	1,092.17
718-0250-06-10412	250	PN35	AS 4087 B6	97	C	2,307.25
718-0250-06-10512	250	PN16	AS 4087 B5	49	A	1,250.49
718-0300-06-10412	300	PN35	AS 4087 B6	139	C	3,034.39
718-0300-06-10512	300	PN16	AS 4087 B5	69	A	1,585.38
718-0375-06-10412	375	PN35	AS 4087 B6	227	C	4,474.78
718-0375-06-10512	375	PN16	AS 4087 B5	112	A	3,069.29
718-0450-06-10412	450	PN35	AS 4087 B6	385	C	7,891.23
718-0450-06-10512	450	PN16	AS 4087 B5	156	A	4,655.91
718-0500-06-10412	500	PN35	AS 4087 B6	450	C	11,213.60
718-0500-06-10512	500	PN16	AS 4087 B5	420	B	6,865.13
718-0600-06-10412	600	PN35	AS 4087 B6	665	C	12,388.75
718-0600-06-10512	600	PN16	AS 4087 B5	665	B	9,280.03
718-0782-06-10512	750	PN16	AS 4087 B5	860	C	17,118.64

718/0614-001

Bend, Flange Socket 90°
Ductile Iron
Epoxy coated to AS/NZS 4158
Flange drilling: AS/NZS 4087 B5
Product class: PN16



AVK ref. no.	DN mm	Flange drilling	Product PN Class	Theoretical weight/kg	Deliv. code	Gross Price NZD
718-0100-06-14512	100	AS 4087 B5	PN16	15	A	217.38
718-0150-06-14512	150	AS4087B5	PN16	20	A	284.24
718-0200-06-14512	200	AS4087B5	PN16	30	A	723.54
718-0225-06-14512	225	AS 4087 B5	PN16	55	A	1,130.41
718-0250-06-14512	250	AS 4087 B5	PN16	70	A	1,287.37
718-0300-06-14512	300	AS4087B5	PN16	99	A	1,622.79
718-0375-06-14512	375	AS4087B5	PN16	180	C	3,663.25

718/0640-001

Bend, Socket 90°
Ductile Iron
Epoxy coated to AS/NZS 4158
Product class: PN35



AVK ref. no.	DN mm	Product PN Class	Theoretical weight/kg	Deliv. code	Gross Price NZD
718-0100-06-40912	100	PN35	10	A	124.36
718-0150-06-40912	150	PN35	19	A	201.29
718-0200-06-40912	200	PN35	41	A	479.47
718-0225-06-40912	225	PN35	52	A	660.76
718-0250-06-40912	250	PN35	58	A	731.17
718-0300-06-40912	300	PN35	85	A	1,226.42
718-0375-06-40912	375	PN35	146	A	2,184.72
718-0450-06-40912	450	PN35	225	A	3,369.91
718-0500-06-40912	500	PN35	300	C	5,948.02
718-0600-06-40912	600	PN35	610	A	9,147.49
718-0782-06-40912	750	PN35	900	C	13,155.18

718/0714-001

Bend, Flange Socket 90°
Ductile Iron
Epoxy coated to AS/NZS 4158
Flange drilling: AS 4087 B5
Product class: PN16



AVK ref. no.	DN mm	Product PN Class	Flange drilling	Theoretical weight/kg	Deliv. code	Gross Price NZD
718-0100-07-14412	100	PN35	AS 4087 B6	26		
718-0100-07-14512	100	PN16	AS 4087 B5	11	A	233.41
718-0152-07-14412	150	PN35	AS 4087 B6	32		
718-0152-07-14512	150	PN16	AS 4087 B5	14	A	304.19

AVK ref. no.	DN	DN2	Product	Flange	Theoretical	Deliv.	Gross Price
--------------	----	-----	---------	--------	-------------	--------	-------------



718/1010-001

Tee, Flanged
 Ductile Iron
 Epoxy coated to AS/NZS
 4158
 Flange drilling: AS 4087
 B5/B6
 Product class: PN16/35



	mm	mm	PN Class	drilling	weight/kg	code	NZD
718-0080-10-10412	80	80	PN35	AS 4087 B6	25	C	393.62
718-0080-10-10512	80	80	PN16	AS 4087 B5	9.4	A	268.37
718-0100-10-10412	100	100	PN35	AS 4087 B6	30	C	616.42
718-0100-10-10512	100	100	PN16	AS 4087 B5	14	A	208.60
718-0101-10-10412	100	80	PN35	AS 4087 B6	-	C	606.07
718-0101-10-10512	100	80	PN16	AS 4087 B5	13	A	218.00
718-0150-10-10412	150	150	PN35	AS 4087 B6	53	C	1,227.19
718-0150-10-10512	150	150	PN16	AS 4087 B5	25	A	368.34
718-0152-10-10412	150	100	PN35	AS 4087 B6	50	C	1,046.40
718-0152-10-10512	150	100	PN16	AS 4087 B5	22	A	320.80
718-0153-10-10412	150	80	PN35	AS 4087 B6	-	C	1,020.63
718-0153-10-10512	150	80	PN16	AS 4087 B5	21	A	313.64
718-0200-10-10412	200	200	PN35	AS 4087 B6	52	C	1,859.02
718-0200-10-10512	200	200	PN16	AS 4087 B5	40	A	891.93
718-0201-10-10412	200	150	PN35	AS 4087 B6	78	C	1,705.02
718-0201-10-10512	200	150	PN16	AS 4087 B5	37	A	847.10
718-0203-10-10412	200	100	PN35	AS 4087 B6	69	C	1,586.14
718-0203-10-10512	200	100	PN16	AS 4087 B5	34	A	830.86
718-0204-10-10412	200	80	PN35	AS 4087 B6	65	C	1,529.01
718-0204-10-10512	200	80	PN16	AS 4087 B5	33	A	815.63
718-0225-10-10412	225	225	PN35	AS 4087 B6	110	C	2,220.41
718-0225-10-10512	225	225	PN16	AS 4087 B5	51	A	1,195.24
718-0226-10-10512	225	200	PN16	AS 4087 B5	90	C	1,186.78
718-0228-10-10512	225	150	PN16	AS 4087 B5	45	A	1,080.85
718-0231-10-10412	225	100	PN35	AS 4087 B6	90	C	1,942.22
718-0231-10-10512	225	100	PN16	AS 4087 B5	42	A	1,069.70
718-0250-10-10412	250	250	PN16	AS 4087 B6	130	C	2,394.96
718-0250-10-10512	250	250	PN16	AS 4087 B5	60	A	1,419.58
718-0251-10-10412	250	200	PN35	AS 4087 B6	120	C	2,363.70
718-0251-10-10512	250	200	PN16	AS 4087 B5	55	A	1,378.20
718-0252-10-10412	250	150	PN35	AS 4087 B6	97	C	2,071.68
718-0252-10-10512	250	150	PN16	AS 4087 B5	52	A	1,336.84
718-0254-10-10412	250	100	PN35	AS 4087 B6	80	C	2,005.85
718-0254-10-10512	250	100	PN16	AS 4087 B5	49	A	1,153.33
718-0255-10-10412	250	80	PN35	AS 4087 B6	95	C	1,893.10
718-0255-10-10512	250	80	PN16	AS 4087 B5	48	A	1,009.37
718-0261-10-10512	250	225	PN16	AS 4087 B5	120	C	1,396.48
718-0300-10-10412	300	300	PN35	AS 4087 B6	175	C	3,664.15
718-0300-10-10512	300	300	PN16	AS 4087 B5	91	A	1,868.00
718-0301-10-10412	300	250	PN35	AS 4087 B6	-	C	3,585.29
718-0301-10-10512	300	250	PN16	AS 4087 B5	106	A	1,805.63
718-0302-10-10412	300	200	PN35	AS 4087 B6	150	C	3,509.33
718-0302-10-10512	300	200	PN16	AS 4087 B5	83	C	1,753.40
718-0303-10-10412	300	150	PN35	AS 4087 B6	145	C	3,409.54
718-0303-10-10512	300	150	PN16	AS 4087 B5	71	A	1,609.07
718-0305-10-10412	300	100	PN35	AS 4087 B6	140	C	3,150.20
718-0305-10-10512	300	100	PN16	AS 4087 B5	68	A	1,465.20
718-0306-10-10412	300	80	PN35	AS 4087 B6	138	C	2,755.54
718-0306-10-10512	300	80	PN16	AS 4087 B5	67	A	1,410.90
718-0312-10-10512	300	225	PN16	AS 4087 B5	104	C	1,789.16
718-0375-10-10412	375	375	PN35	AS 4087 B6	286	C	6,951.76
718-0375-10-10512	375	375	PN16	AS 4087 B5	286	A	3,557.56
718-0377-10-10412	375	300	PN35	AS 4087 B6	268	C	5,475.90
718-0377-10-10512	375	300	PN16	AS 4087 B5	268	A	3,159.13
718-0379-10-10412	375	80	PN35	AS 4087 B6	230	C	3,663.25
718-0379-10-10512	375	80	PN16	AS 4087 B5	230	A	2,514.73
718-0380-10-10412	375	100	PN35	AS 4087 B6	163	C	4,274.02
718-0380-10-10512	375	100	PN16	AS 4087 B5	236	A	2,566.79
718-0381-10-10412	375	150	PN35	AS 4087 B6	250	C	4,825.12
718-0381-10-10512	375	150	PN16	AS 4087 B5	241	A	2,603.69
718-0382-10-10412	375	200	PN35	AS 4087 B6	245	C	5,074.10
718-0382-10-10512	375	200	PN16	AS 4087 B5	245	A	2,738.44
718-0383-10-10412	375	225	PN35	AS 4087 B6	252	C	5,318.83
718-0383-10-10512	375	225	PN16	AS 4087 B5	252	B	2,818.57
718-0384-10-10412	375	250	PN35	AS 4087 B6	260	C	5,436.24
718-0384-10-10512	375	250	PN16	AS 4087 B5	260	A	2,873.34
718-0450-10-10412	450	450	PN35	AS 4087 B6	375	C	7,592.42
718-0450-10-10512	450	450	PN16	AS 4087 B5	375	A	4,721.77



AVK ref. no.	DN mm	DN2 mm	Product PN Class	Flange drilling	Theoretical weight/kg	Deliv. code	Gross Price NZD
718-0453-10-10412	450	300	PN35	AS 4087 B6	380	C	7,338.71
718-0453-10-10512	450	300	PN16	AS 4087 B5	365	B	4,537.59
718-0454-10-10412	450	250	PN35	AS 4087 B6	360	C	6,719.94
718-0454-10-10512	450	250	PN16	AS 4087 B5	360	B	4,327.11
718-0455-10-10412	450	200	PN35	AS 4087 B6	340	C	6,523.80
718-0455-10-10512	450	200	PN16	AS 4087 B5	350	C	4,254.85
718-0456-10-10412	450	150	PN35	AS 4087 B6	320	B	6,256.12
718-0456-10-10512	450	150	PN16	AS 4087 B5	345	B	3,836.44
718-0458-10-10412	450	100	PN35	AS 4087 B6	340	C	5,637.93
718-0458-10-10512	450	100	PN16	AS 4087 B5	300	A	3,569.18
718-0459-10-10412	450	80	PN35	AS 4087 B6	-	C	5,633.59
718-0459-10-10512	450	80	PN16	AS 4087 B5	300	A	3,482.17
718-0465-10-10512	450	225	PN16	AS 4087 B5	355		
718-0466-10-10412	450	375	PN35	AS 4087 B6	370	C	7,738.17
718-0466-10-10512	450	375	PN16	AS 4087 B5	370	B	4,672.08
718-0500-10-10412	500	500	PN35	AS 4087 B6	495	C	9,864.90
718-0500-10-10512	500	500	PN16	AS 4087 B5	313	B	6,582.02
718-0501-10-10412	500	450	PN35	AS 4087 B6	490	C	9,650.35
718-0501-10-10512	500	450	PN16	AS 4087 B5	480	B	6,494.32
718-0504-10-10412	500	300	PN35	AS 4087 B6	75	C	9,226.00
718-0504-10-10512	500	300	PN16	AS 4087 B5	460	B	5,825.86
718-0505-10-10412	500	250	PN35	AS 4087 B6	470	C	8,588.45
718-0505-10-10512	500	250	PN16	AS 4087 B5	452	B	5,723.44
718-0506-10-10412	500	200	PN35	AS 4087 B6	-	C	8,510.04
718-0506-10-10512	500	200	PN16	AS 4087 B5	445	C	5,537.85
718-0507-10-10412	500	150	PN35	AS 4087 B6	-	C	8,459.30
718-0507-10-10512	500	150	PN16	AS 4087 B5	380	C	5,516.81
718-0509-10-10412	500	100	PN35	AS 4087 B6	-	C	8,399.93
718-0509-10-10512	500	100	PN16	AS 4087 B5	380	B	5,294.78
718-0517-10-10512	500	225	PN16	AS 4087 B5	450		
718-0518-10-10412	500	375	PN35	AS4087 B6	470	C	9,586.45
718-0518-10-10512	500	375	PN16	AS 4087 B5	470	B	6,162.26
718-0600-10-10412	600	600	PN35	AS 4087 B6	680	C	17,454.09
718-0600-10-10512	600	600	PN16	AS 4087 B5	635	A	9,598.26
718-0601-10-10412	600	500	PN35	AS 4087 B6	-	C	16,702.38
718-0601-10-10512	600	500	PN16	AS 4087 B5	618	C	9,560.05
718-0602-10-10412	600	450	PN35	AS 4087 B6	620	C	15,944.54
718-0602-10-10512	600	450	PN16	AS 4087 B5	605	B	9,397.18
718-0605-10-10412	600	300	PN35	AS 4087 B6	582	C	13,991.09
718-0605-10-10512	600	300	PN16	AS 4087 B5	582	B	7,985.66
718-0606-10-10412	600	250	PN35	AS 4087 B6	-	C	13,427.30
718-0606-10-10512	600	250	PN16	AS 4087 B5	575	C	7,873.68
718-0607-10-10412	600	200	PN35	AS 4087 B6	550	C	13,130.74
718-0607-10-10512	600	200	PN16	AS 4087 B5	567	C	7,002.57
718-0608-10-10412	600	150	PN35	AS 4087 B6	562	C	12,239.23
718-0608-10-10512	600	150	PN16	AS 4087 B5	562	B	6,952.54
718-0610-10-10412	600	100	PN35	AS 4087 B6	550	C	10,298.63
718-0610-10-10512	600	100	PN16	AS 4087 B5	555	C	6,902.53
718-0611-10-10412	600	80	PN35	AS 4087 B6	-	C	10,204.07
718-0611-10-10512	600	80	PN16	AS 4087 B5	555	C	6,752.50
718-0618-10-10412	600	375	PN35	AS 4087 B6	593	C	15,982.13
718-0618-10-10512	600	375	PN16	AS 4087 B5	593	C	9,199.23
718-0752-10-10512	750	100	PN16	AS 4087 B5	900	C	14,594.79
718-0753-10-10512	750	150	PN16	AS 4087 B5	920	C	14,659.93
718-0758-10-10512	750	375	PN16	AS 4087 B5	990	C	15,735.69
718-0759-10-10512	750	450	PN16	AS 4087 B5	930	C	16,487.42
718-0780-10-10512	750	500	PN16	AS 4087 B5	970		
718-0781-10-10412	750	600	PN35	AS 4087 B6	970	C	22,145.79
718-0781-10-10512	750	600	PN16	AS 4087 B5	1040	C	19,291.13
718-0782-10-10412	750	750	PN35	AS 4087 B6	1200	C	23,554.53
718-0782-10-10512	750	750	PN16	AS 4087 B5	1080	C	20,479.78
718-0783-10-10412	750	300	PN35	AS 4087 B6	875	C	18,175.32
718-0783-10-10512	750	300	PN16	AS 4087 B5	960	C	15,415.04



718/1040-001

Tee, Socket
 Ductile Iron
 Epoxy coated to AS/NZS
 4158
 Product class: PN35



AVK ref. no.	DN mm	DN2 mm	Product PN Class	Theoretical weight/kg	Deliv. code	Gross Price NZD
718-0100-10-40912	100	100	PN35	14	A	174.02
718-0150-10-40912	150	150	PN35	23	A	306.20
718-0152-10-40912	150	100	PN35	21	A	256.18
718-0200-10-40912	200	200	PN35	55	A	745.33
718-0201-10-40912	200	150	PN35	46	A	630.30
718-0203-10-40912	200	100	PN35	40	C	558.44
718-0225-10-40912	225	225	PN35	80	A	1,000.90
718-0226-10-40912	225	200	PN35	72	A	979.88
718-0228-10-40912	225	150	PN35	65	C	799.07
718-0231-10-40912	225	100	PN35	54	A	724.16
718-0250-10-40912	250	250	PN35	75	A	1,169.94
718-0251-10-40912	250	200	PN35	80	A	991.71
718-0252-10-40912	250	150	PN35	59	A	835.88
718-0254-10-40912	250	100	PN35	62	A	832.44
718-0261-10-40912	250	225	PN35	87	C	1,125.21
718-0300-10-40912	300	300	PN35	118	A	1,803.01
718-0301-10-40912	300	250	PN35	105	C	1,487.94
718-0302-10-40912	300	200	PN35	85	A	1,362.35
718-0303-10-40912	300	150	PN35	77	A	1,152.24
718-0305-10-40912	300	100	PN35	75	A	1,016.27
718-0312-10-40912	300	225	PN35	95	C	1,467.51
718-0375-10-40912	375	375	PN35	190	A	3,251.21
718-0377-10-40912	375	300	PN35	190	B	3,189.19
718-0380-10-40912	375	100	PN35	150	B	2,173.09
718-0381-10-40912	375	150	PN35	160	B	2,182.76
718-0382-10-40912	375	200	PN35	170	B	2,477.91
718-0383-10-40912	375	225	PN35	170	C	2,672.89
718-0384-10-40912	375	250	PN35	180	B	2,791.62
718-0450-10-40912	450	450	PN35	310	B	5,223.23
718-0453-10-40912	450	300	PN35	280	C	4,232.68
718-0454-10-40912	450	250	PN35	250	C	4,124.15
718-0455-10-40912	450	200	PN35	250	C	3,570.87
718-0456-10-40912	450	150	PN35	215	B	3,266.24
718-0458-10-40912	450	100	PN35	215	C	3,205.11
718-0465-10-40912	450	225	PN35	250		
718-0466-10-40912	450	375	PN35	280	B	4,715.81
718-0500-10-40912	500	500	PN35	440	C	6,857.14
718-0501-10-40912	500	450	PN35	430	C	6,740.71
718-0504-10-40912	500	300	PN35	410	C	6,512.02
718-0505-10-40912	500	250	PN35	400	C	5,249.76
718-0507-10-40912	500	150	PN35	360	C	4,338.63
718-0509-10-40912	500	100	PN35	360	C	4,335.68
718-0518-10-40412	500	375	PN35	420	C	4,035.62
718-0600-10-40912	600	600	PN35	462	C	9,706.64
718-0601-10-40912	600	500	PN35	650	C	9,443.83
718-0602-10-40912	600	450	PN35	550	C	9,150.65
718-0605-10-40912	600	300	PN35	490	C	7,631.12
718-0606-10-40912	600	250	PN35	480	C	7,124.48
718-0607-10-40912	600	200	PN35	470	C	6,929.46
718-0610-10-40912	600	100	PN35	450	C	6,868.99
718-0618-10-40912	600	375	PN35	500	C	8,669.00
718-0758-10-40912	750	375	PN35	650		
718-0759-10-40912	750	450	PN35	690		
718-0781-10-40912	750	600	PN35	720	C	14,263.97
718-0782-10-40912	750	750	PN35	750	C	15,344.57
718-0783-10-40912	750	300	PN35	650	C	11,346.33



718/1042-001

Tee, Socket Flange Socket
 Ductile Iron
 Epoxy coated to AS/NZS
 4158
 Flange drilling: AS 4087
 B5/B6
 Product class: PN16/35



AVK ref. no.	DN mm	DN2 mm	Product PN Class	Flange drilling	Theoretical weight/kg	Deliv. code	Gross Price NZD
718-0100-10-42412	100	100	PN35	AS 4087 B6	21	C	540.35
718-0100-10-42512	100	100	PN16	AS 4087 B5	13	A	171.75
718-0101-10-42412	100	80	PN35	AS 4087 B6	15	C	521.55
718-0101-10-42512	100	80	PN16	AS 4087 B5	12	A	171.75
718-0150-10-42412	150	150	PN35	AS 4087 B6	34	C	862.83
718-0150-10-42512	150	150	PN16	AS 4087 B5	21	A	639.98
718-0152-10-42412	150	100	PN35	AS 4087 B6	30	C	795.62
718-0152-10-42512	150	100	PN16	AS 4087 B5	17	A	246.46
718-0153-10-42412	150	80	PN35	AS 4087 B6	33	C	779.25
718-0153-10-42512	150	80	PN16	AS 4087 B5	16	A	246.46
718-0200-10-42412	200	200	PN35	AS 4087 B6	55	C	1,013.31
718-0200-10-42512	200	200	PN16	AS 4087 B5	39	A	741.95
718-0201-10-42412	200	150	PN35	AS 4087 B6	53	C	988.51
718-0201-10-42512	200	150	PN16	AS 4087 B5	34	A	616.92
718-0203-10-42412	200	100	PN35	AS 4087 B6	49	C	970.97
718-0203-10-42512	200	100	PN16	AS 4087 B5	28	A	536.96
718-0204-10-42412	200	80	PN35	AS 4087 B6	46	C	968.13
718-0204-10-42512	200	80	PN16	AS 4087 B5	26	A	518.19
718-0225-10-42512	225	225	PN16	AS 4087 B5	82	A	920.22
718-0226-10-42512	225	200	PN16	AS 4087 B5	80	C	883.01
718-0228-10-42512	225	150	PN16	AS 4087 B5	65	A	795.96
718-0231-10-42512	225	100	PN16	AS 4087 B5	33	A	729.55
718-0232-10-42412	225	80	PN35	AS 4087 B6	50	C	1,001.93
718-0232-10-42512	225	80	PN16	AS 4087 B5	31	A	707.39
718-0250-10-42412	250	250	PN35	AS 4087 B6	90	C	1,877.43
718-0250-10-42512	250	250	PN16	AS 4087 B5	80	A	1,363.50
718-0251-10-42412	250	200	PN35	AS 4087 B6	75	C	1,088.84
718-0251-10-42512	250	200	PN16	AS 4087 B5	75	A	1,126.74
718-0252-10-42412	250	150	PN35	AS 4087 B6	95	C	1,078.36
718-0252-10-42512	250	150	PN16	AS 4087 B5	44	C	928.00
718-0254-10-42412	250	100	PN35	AS 4087 B6	40	C	1,066.09
718-0254-10-42512	250	100	PN16	AS 4087 B5	37	A	788.43
718-0255-10-42412	250	80	PN35	AS 4087 B6	70	C	1,028.49
718-0255-10-42512	250	80	PN16	AS 4087 B5	36	A	697.96
718-0300-10-42412	300	300	PN35	AS 4087 B6	139	C	2,213.58
718-0300-10-42512	300	300	PN16	AS 4087 B5	130	B	2,131.72
718-0301-10-42412	300	250	PN35	AS 4087 B6	85	C	1,911.58
718-0301-10-42512	300	250	PN16	AS 4087 B5	79	A	2,054.65
718-0302-10-42412	300	200	PN35	AS 4087 B6	70	C	1,901.86
718-0302-10-42512	300	200	PN16	AS 4087 B5	60	A	1,594.67
718-0303-10-42412	300	150	PN35	AS 4087 B6	90	C	1,644.86
718-0303-10-42512	300	150	PN16	AS 4087 B5	55	A	1,226.39
718-0305-10-42412	300	100	PN35	AS 4087 B6	80	C	1,565.60
718-0305-10-42512	300	100	PN16	AS 4087 B5	47	A	1,125.07
718-0306-10-42412	300	80	PN35	AS 4087 B6	70	C	1,543.10
718-0306-10-42512	300	80	PN16	AS 4087 B5	45	A	1,024.36
718-0312-10-42512	300	225	PN16	AS 4087 B5	90	C	1,689.13
718-0375-10-42412	375	375	PN35	AS 4087 B6	190	C	4,769.03
718-0375-10-42512	375	375	PN16	AS 4087 B5	190	B	3,247.45
718-0377-10-42412	375	300	PN35	AS 4087 B6	200	C	4,348.02
718-0377-10-42512	375	300	PN16	AS 4087 B5	180	C	2,821.78
718-0379-10-42412	375	80	PN35	AS 4087 B6	100	B	2,493.84
718-0379-10-42512	375	80	PN16	AS 4087 B5	98	A	1,648.16
718-0380-10-42412	375	100	PN35	AS 4087 B6	105	C	2,775.65
718-0380-10-42512	375	100	PN16	AS 4087 B5	100	B	1,862.40
718-0381-10-42412	375	150	PN35	AS 4087 B6	145	C	3,297.61
718-0381-10-42512	375	150	PN16	AS 4087 B5	139	B	2,103.12
718-0382-10-42412	375	200	PN35	AS4087 B6	155	C	4,321.33
718-0382-10-42512	375	200	PN16	AS 4087 B5	139	C	2,351.90
718-0383-10-42512	375	225	PN16	AS 4087 B5	160	C	2,572.50
718-0384-10-42412	375	250	PN35	AS 4087 B6	160	C	4,498.36
718-0384-10-42512	375	250	PN16	AS 4087 B5	170	B	2,584.05
718-0450-10-42412	450	450	PN35	AS 4087 B6	300	C	5,449.23
718-0450-10-42512	450	450	PN16	AS 4087 B5	440	B	5,598.03
718-0453-10-42412	450	300	PN35	AS 4087 B6	280	C	4,741.55
718-0453-10-42512	450	300	PN16	AS 4087 B5	255	B	3,988.31



Fittings

AVK ref. no.	DN mm	DN2 mm	Product PN Class	Flange drilling	Theoretical weight/kg	Deliv. code	Gross Price NZD
718-0454-10-42412	450	250	PN35	AS 4087 B6	260	B	4,464.74
718-0454-10-42512	450	250	PN16	AS 4087 B5	255	B	3,798.55
718-0455-10-42412	450	200	PN35	AS 4087 B6	260	C	4,302.14
718-0455-10-42512	450	200	PN16	AS 4087 B5	245	C	3,625.58
718-0456-10-42412	450	150	PN35	AS 4087 B6	245	C	4,178.35
718-0456-10-42512	450	150	PN16	AS 4087 B5	236	C	3,097.33
718-0458-10-42412	450	100	PN35	AS 4087 B6	100	C	3,801.02
718-0458-10-42512	450	100	PN16	AS 4087 B5	230	B	2,602.84
718-0459-10-42412	450	80	PN35	AS 4087 B6	100	C	3,801.02
718-0459-10-42512	450	80	PN16	AS 4087 B5	100	C	2,051.27
718-0465-10-42512	450	225	PN16	AS 4087 B5	255		
718-0466-10-42412	450	375	PN35	AS 4087 B6	490	C	4,929.49
718-0466-10-42512	450	375	PN16	AS 4087 B5	430	C	5,332.48
718-0500-10-42412	500	500	PN35	AS 4087 B6	410	C	7,533.56
718-0500-10-42512	500	500	PN16	AS 4087 B5	391	C	6,552.39
718-0501-10-42412	500	450	PN35	AS 4087 B6	350	C	7,358.62
718-0501-10-42512	500	450	PN16	AS 4087 B5	365	C	6,344.53
718-0504-10-42412	500	300	PN35	AS 4087 B6	282	C	6,908.32
718-0504-10-42512	500	300	PN16	AS 4087 B5	282	B	5,294.96
718-0505-10-42412	500	250	PN35	AS 4087 B6	274	C	6,806.84
718-0505-10-42512	500	250	PN16	AS 4087 B5	264	B	5,186.90
718-0506-10-42412	500	200	PN35	AS 4087 B6	274	C	6,570.05
718-0506-10-42512	500	200	PN16	AS 4087 B5	250	C	4,653.14
718-0507-10-42412	500	150	PN35	AS 4087 B6	280	C	6,389.63
718-0507-10-42512	500	150	PN16	AS 4087 B5	250	C	3,922.59
718-0509-10-42412	500	100	PN35	AS 4087 B6	270	C	6,088.26
718-0509-10-42512	500	100	PN16	AS 4087 B5	264	C	3,548.32
718-0510-10-42412	500	80	PN35	AS 4087 B6	270	C	5,815.38
718-0510-10-42512	500	80	PN16	AS 4087 B5	260	C	3,054.87
718-0517-10-42512	500	225	PN16	AS 4087 B5	254		
718-0518-10-42412	500	375	PN35	AS 4087 B6	320	C	7,246.59
718-0518-10-42512	500	375	PN16	AS 4087 B5	310	C	6,238.41
718-0600-10-42412	600	600	PN35	AS 4087 B6	700	C	14,527.07
718-0600-10-42512	600	600	PN16	AS 4087 B5	650	C	8,889.14
718-0602-10-42412	600	450	PN35	AS 4087 B6	600	C	14,092.92
718-0602-10-42512	600	450	PN16	AS 4087 B5	560	C	7,846.13
718-0605-10-42412	600	300	PN35	AS 4087 B6	520	C	13,801.66
718-0605-10-42512	600	300	PN16	AS 4087 B5	490	B	6,866.36
718-0606-10-42412	600	250	PN35	AS 4087 B6	520	C	13,528.36
718-0606-10-42512	600	250	PN16	AS 4087 B5	490	C	6,840.06
718-0607-10-42412	600	200	PN35	AS 4087 B6	580	C	13,135.72
718-0607-10-42512	600	200	PN16	AS 4087 B5	550	C	5,933.35
718-0608-10-42412	600	150	PN35	AS 4087 B6	375	C	12,754.87
718-0608-10-42512	600	150	PN16	AS 4087 B5	252	C	5,853.81
718-0610-10-42412	600	100	PN35	AS 4087 B6	365	C	11,572.79
718-0610-10-42512	600	100	PN16	AS 4087 B5	350	C	5,453.76
718-0611-10-42412	600	80	PN35	AS 4087 B6	400	C	11,256.28
718-0611-10-42512	600	80	PN16	AS 4087 B5	350	C	5,329.73
718-0618-10-42412	600	375	PN35	AS 4087 B6	410	C	14,003.02
718-0618-10-42512	600	375	PN16	AS 4087 B5	370	C	7,800.07
718-0619-10-42512	600	225	PN16	AS 4087 B5	370		
718-0752-10-42512	750	100	PN16	AS 4087 B5	390	C	7,131.98
718-0753-10-42512	750	150	PN16	AS 4087 B5	395	C	7,131.98
718-0754-10-42512	750	200	PN16	AS 4087 B5	400		
718-0755-10-42512	750	225	PN16	AS 4087 B5	415		
718-0756-10-42512	750	250	PN16	AS 4087 B5	430		
718-0758-10-42512	750	375	PN16	AS 4087 B5	580		
718-0759-10-42512	750	450	PN16	AS 4087 B5	630	C	12,314.18
718-0780-10-42512	750	500	PN16	AS 4087 B5	690	C	14,038.45
718-0781-10-42412	750	600	PN35	AS 4087 B6	800	C	17,301.25
718-0781-10-42512	750	600	PN16	AS 4087 B5	790	C	14,794.88
718-0783-10-42412	750	300	PN35	AS 4087 B6	510	C	16,114.09
718-0783-10-42512	750	300	PN16	AS 4087 B5	510	C	11,401.43



718/1044-001

Tee, Spigot Flange Spigot
 Ductile Iron
 Epoxy coated to AS/NZS
 4158
 Flange drilling: AS 4087
 B5/B6
 Product class: PN16/35



AVK ref. no.	DN mm	DN2 mm	Product PN Class	Flange drilling	Theoretical weight/kg	Deliv. code	Gross Price NZD
718-0080-10-44512	80	80	PN16	AS 4087 B5	10	C	293.18
718-0100-10-44512	100	100	PN16	AS 4087 B5	12	C	313.59
718-0101-10-44512	100	80	PN16	AS 4087 B5	11	C	310.08
718-0150-10-44412	150	150	PN35	AS 4087 B6	37	C	924.29
718-0150-10-44512	150	150	PN16	AS 4087 B5	20	C	605.14
718-0152-10-44512	150	100	PN16	AS 4087 B5	18	C	452.92
718-0153-10-44512	150	80	PN16	AS 4087 B5	17	C	444.67
718-0200-10-44412	200	200	PN35	AS 4087 B6	65	C	1,096.77
718-0200-10-44512	200	200	PN16	AS 4087 B5	65	C	958.45
718-0201-10-44412	200	150	PN35	AS 4087 B6	53	C	1,077.03
718-0201-10-44512	200	150	PN16	AS 4087 B5	51	C	954.16
718-0203-10-44512	200	100	PN16	AS 4087 B5	44	C	914.60
718-0204-10-44512	200	80	PN16	AS 4087 B5	28	C	794.46
718-0225-10-44512	225	225	PN16	AS 4087 B5	73	C	1,158.63
718-0228-10-44512	225	150	PN16	AS 4087 B5	67	C	1,014.58
718-0231-10-44512	225	100	PN16	AS 4087 B5	33	C	918.14
718-0250-10-44412	250	250	PN35	AS 4087 B6	95	C	1,591.77
718-0250-10-44512	250	250	PN16	AS 4087 B5	90	C	1,519.43
718-0251-10-44512	250	200	PN16	AS 4087 B5	85	C	1,482.55
718-0252-10-44412	250	150	PN35	AS 4087 B6	80	C	1,566.88
718-0252-10-44512	250	150	PN16	AS 4087 B5	70	C	1,356.68
718-0254-10-44512	250	100	PN16	AS 4087 B5	67	C	1,298.97
718-0255-10-44512	250	80	PN16	AS 4087 B5	65	C	1,265.52
718-0300-10-44512	300	300	PN16	AS 4087 B5	141	C	2,116.39
718-0301-10-44512	300	250	PN16	AS 4087 B5	130	C	1,975.25
718-0302-10-44512	300	200	PN16	AS 4087 B5	115	C	1,769.09
718-0303-10-44512	300	150	PN16	AS 4087 B5	64	C	1,617.15
718-0305-10-44512	300	100	PN16	AS 4087 B5	110	C	1,229.69
718-0306-10-44512	300	80	PN16	AS 4087 B5	100	C	1,202.51
718-0312-10-44512	300	225	PN16	AS 4087 B5	120	C	1,748.49
718-0375-10-44412	375	375	PN35	AS 4087 B6	240	C	5,648.41
718-0375-10-44512	375	375	PN16	AS 4087 B5	230	C	3,907.08
718-0377-10-44412	375	300	PN35	AS 4087 B6	203	C	5,522.51
718-0379-10-44512	375	80	PN16	AS 4087 B5	129	C	2,402.44
718-0380-10-44512	375	100	PN16	AS 4087 B5	134	C	2,423.53
718-0381-10-44512	375	150	PN16	AS 4087 B5	138	B	2,734.00
718-0382-10-44512	375	200	PN16	AS 4087 B5	183	C	2,924.94
718-0383-10-44512	375	225	PN16	AS 4087 B5	187	C	2,963.58
718-0384-10-44512	375	250	PN16	AS 4087 B5	190	C	3,333.43
718-0450-10-44512	450	450	PN16	AS 4087 B5	340	C	5,071.88
718-0453-10-44512	450	300	PN16	AS 4087 B5	263	C	4,823.82
718-0454-10-44512	450	250	PN16	AS 4087 B5	255	C	4,229.57
718-0455-10-44512	450	200	PN16	AS 4087 B5	250	C	3,625.58
718-0456-10-44512	450	150	PN16	AS 4087 B5	240	C	4,122.82
718-0458-10-44512	450	100	PN16	AS 4087 B5	230	C	3,666.91
718-0459-10-44512	450	80	PN16	AS 4087 B5	230	C	3,380.11
718-0466-10-44512	450	375	PN16	AS 4087 B5	300	C	4,911.88
718-0500-10-44512	500	500	PN16	AS 4087 B5	430	C	6,656.14
718-0504-10-44512	500	300	PN16	AS 4087 B5	-	C	6,552.33
718-0505-10-44512	500	250	PN16	AS 4087 B5	340	C	6,382.47
718-0506-10-44512	500	200	PN16	AS 4087 B5	320	C	6,230.20
718-0518-10-44512	500	375	PN16	AS 4087 B5	390	C	6,608.71
718-0600-10-44512	600	600	PN16	AS 4087 B5	635	C	10,801.70
718-0602-10-44512	600	450	PN16	AS 4087 B5	520	C	8,797.63
718-0605-10-44412	600	300	PN35	AS 4087 B6	582	C	9,880.68
718-0605-10-44512	600	300	PN16	AS 4087 B5	480	C	8,147.42
718-0607-10-44512	600	200	PN16	AS 4087 B5	440	C	8,020.93
718-0608-10-44512	600	150	PN16	AS 4087 B5	410	C	7,060.08
718-0618-10-44512	600	375	PN16	AS 4087 B5	490	C	8,700.74
718-0759-10-44512	750	450	PN16	AS 4087 B5	735		
718-0781-10-44512	750	600	PN16	AS 4087 B5	750	C	14,051.22
718-0782-10-44512	750	750	PN16	AS 4087 B5	750	C	14,510.84



718/1045-001

Tee, Spigot Flange Socket
Ductile Iron
Epoxy coated to AS/NZS
4158
Flange drilling: AS 4087
B5/B6
Product class: PN16/35



AVK ref. no.	DN mm	DN2 mm	Product PN Class	Flange drilling	Theoretical weight/kg	Deliv. code	Gross Price NZD
718-0100-10-45412	100	100	PN35	AS 4087 B6	27	C	453.20
718-0100-10-45512	100	100	PN16	AS 4087 B5	17	C	370.10
718-0101-10-45412	100	80	PN35	AS 4087 B6	19	C	423.11
718-0101-10-45512	100	80	PN16	AS 4087 B5	12	C	343.92
718-0152-10-45412	150	100	PN35	AS 4087 B6	29	C	652.50
718-0152-10-45512	150	100	PN16	AS 4087 B5	27	C	573.57
718-0153-10-45412	150	80	PN35	AS 4087 B6	29	C	546.12
718-0153-10-45512	150	80	PN16	AS 4087 B5	18	C	478.35
718-0203-10-45412	200	100	PN35	AS 4087 B6	45	C	806.58
718-0203-10-45512	200	100	PN16	AS 4087 B5	42	C	678.43
718-0204-10-45412	200	80	PN35	AS 4087 B6	42	C	784.77
718-0204-10-45512	200	80	PN16	AS 4087 B5	42	C	662.26
718-0231-10-45412	225	100	PN35	AS 4087 B6	60	C	966.47
718-0231-10-45512	225	100	PN16	AS 4087 B5	57	C	867.08
718-0232-10-45412	225	80	PN35	AS 4087 B6	55	C	824.43
718-0232-10-45512	225	80	PN16	AS 4087 B5	50	C	846.17
718-0254-10-45412	250	100	PN35	AS 4087 B6	65	C	1,359.36
718-0254-10-45512	250	100	PN16	AS 4087 B5	60	C	1,218.81
718-0255-10-45412	250	80	PN35	AS 4087 B6	65	C	1,321.78
718-0255-10-45512	250	80	PN16	AS 4087 B5	60	C	1,181.21
718-0305-10-45412	300	100	PN35	AS 4087 B6	85	C	1,720.04
718-0305-10-45512	300	100	PN16	AS 4087 B5	60	C	1,535.86
718-0306-10-45412	300	80	PN35	AS 4087 B6	85	C	1,588.49
718-0306-10-45512	300	80	PN16	AS 4087 B5	80	C	1,479.49
718-0379-10-45412	375	80	PN35	AS 4087 B6	102	C	2,138.84
718-0379-10-45512	375	80	PN16	AS 4087 B5	102	C	2,008.55
718-0380-10-45412	375	100	PN35	AS 4087 B6	105	C	2,251.60
718-0380-10-45512	375	100	PN16	AS 4087 B5	105	C	2,082.47
718-0458-10-45412	450	100	PN35	AS 4087 B6	100	C	4,372.18
718-0458-10-45512	450	100	PN16	AS 4087 B5	100	C	2,539.42
718-0459-10-45412	450	80	PN35	AS 4087 B6	100	B	4,117.44
718-0459-10-45512	450	80	PN16	AS 4087 B5	100	B	2,392.55
718-0509-10-45412	500	100	PN35	AS 4087 B6	180	C	5,240.40
718-0509-10-45512	500	100	PN16	AS 4087 B5	180	C	3,847.46
718-0510-10-45412	500	80	PN35	AS 4087 B6	180	B	5,071.26
718-0510-10-45512	500	80	PN16	AS 4087 B5	180	C	3,697.07
718-0610-10-45412	600	100	PN35	AS 4087 B6	250	C	6,890.27
718-0610-10-45512	600	100	PN16	AS 4087 B5	220	C	6,176.02
718-0611-10-45412	600	80	PN35	AS 4087 B6	250	C	6,771.88
718-0611-10-45512	600	80	PN16	AS 4087 B5	200	C	5,762.69
718-0752-10-45512	750	100	PN16	AS 4087 B5	300	C	9,331.12
718-0753-10-45512	750	150	PN16	AS 4087 B5	350	C	9,331.12

718/2010-001

Taper, Flanged
Ductile Iron
Epoxy coated to AS/NZS
4158
Flange drilling: AS 4087
B5/B6
Product class: PN16/35



AVK ref. no.	DN mm	DN2 mm	Product PN Class	Flange drilling	Theoretical weight/kg	Deliv. code	Gross Price NZD
718-0101-20-10412	100	80	PN35	AS 4087 B6	15	C	261.50
718-0101-20-10512	100	80	PN16	AS 4087 B5	5.5	A	172.90
718-0152-20-10412	150	100	PN35	AS 4087 B6	21	C	453.85
718-0152-20-10512	150	100	PN16	AS 4087 B5	11	A	246.19
718-0153-20-10412	150	80	PN35	AS 4087 B6	25	C	501.68
718-0153-20-10512	150	80	PN16	AS 4087 B5	12	A	310.08
718-0201-20-10412	200	150	PN35	AS 4087 B6	38	C	952.08
718-0201-20-10512	200	150	PN16	AS 4087 B5	18	A	439.01
718-0203-20-10412	200	100	PN35	AS 4087 B6	38	C	962.60
718-0203-20-10512	200	100	PN16	AS 4087 B5	18	A	486.22
718-0226-20-10512	225	200	PN16	AS 4087 B5	22	A	589.17
718-0228-20-10512	225	150	PN16	AS 4087 B5	23	A	596.96
718-0231-20-10512	225	100	PN16	AS 4087 B5	42	C	629.03
718-0251-20-10412	250	200	PN35	AS 4087 B6	70	C	1,458.34
718-0251-20-10512	250	200	PN16	AS 4087 B5	27	A	697.23
718-0252-20-10412	250	150	PN35	AS 4087 B6	55	C	1,380.18
718-0252-20-10512	250	150	PN16	AS 4087 B5	28	A	711.74
718-0254-20-10412	250	100	PN35	AS 4087 B6	50	C	1,102.22
718-0254-20-10512	250	100	PN16	AS 4087 B5	43	C	831.42
718-0261-20-10412	250	225	PN35	AS 4087 B6	70	C	1,467.91



AVK ref. no.	DN mm	DN2 mm	Product PN Class	Flange drilling	Theoretical weight/kg	Deliv. code	Gross Price NZD
718-0261-20-10512	250	225	PN16	AS 4087 B5	27	A	714.14
718-0301-20-10412	300	250	PN35	AS 4087 B6	37	C	2,115.54
718-0301-20-10512	300	250	PN16	AS 4087 B5	37	A	1,021.20
718-0302-20-10412	300	200	PN35	AS 4087 B6	84	C	2,019.69
718-0302-20-10512	300	200	PN16	AS 4087 B5	39	A	983.51
718-0303-20-10412	300	150	PN35	AS 4087 B6	78	C	1,934.28
718-0303-20-10512	300	150	PN16	AS 4087 B5	40	A	1,059.93
718-0305-20-10412	300	100	PN35	AS 4087 B6	78	C	1,750.57
718-0305-20-10512	300	100	PN16	AS 4087 B5	65	B	1,074.50
718-0312-20-10412	300	225	PN35	AS 4087 B6	82	C	2,121.74
718-0312-20-10512	300	225	PN16	AS 4087 B5	38	A	1,014.82
718-0377-20-10412	375	300	PN35	AS 4087 B6	110	C	2,798.76
718-0377-20-10512	375	300	PN16	AS 4087 B5	58	A	1,603.05
718-0381-20-10412	375	150	PN35	AS 4087 B6	110		
718-0381-20-10512	375	150	PN16	AS 4087 B5	110	B	1,923.38
718-0382-20-10412	375	200	PN35	AS 4087 B6	138	C	2,723.13
718-0382-20-10512	375	200	PN16	AS 4087 B5	138	B	1,785.49
718-0383-20-10512	375	225	PN16	AS 4087 B5	145	B	1,701.52
718-0384-20-10412	375	250	PN35	AS 4087 B6	131	C	2,836.63
718-0384-20-10512	375	250	PN16	AS 4087 B5	145	B	1,670.63
718-0453-20-10412	450	300	PN35	AS 4087 B6	177	C	4,156.66
718-0453-20-10512	450	300	PN16	AS 4087 B5	177	A	2,573.41
718-0454-20-10412	450	250	PN35	AS 4087 B6	170	C	3,899.26
718-0454-20-10512	450	250	PN16	AS 4087 B5	195	C	2,659.03
718-0455-20-10412	450	200	PN35	AS 4087 B6	170	C	3,644.39
718-0455-20-10512	450	200	PN16	AS 4087 B5	196	C	2,861.96
718-0456-20-10412	450	150	PN35	AS 4087 B6	185		
718-0456-20-10512	450	150	PN16	AS 4087 B5	185	C	3,066.42
718-0465-20-10512	450	225	PN16	AS 4087 B5	196	C	2,812.18
718-0466-20-10412	450	375	PN35	AS 4087 B6	170	B	4,468.56
718-0466-20-10512	450	375	PN16	AS 4087 B5	185	A	2,679.55
718-0501-20-10412	500	450	PN35	AS 4087 B6	300	C	5,434.87
718-0501-20-10512	500	450	PN16	AS 4087 B5	235	B	3,057.86
718-0504-20-10412	500	300	PN35	AS 4087 B6	310	C	5,635.78
718-0504-20-10512	500	300	PN16	AS 4087 B5	200	C	3,324.50
718-0505-20-10412	500	250	PN35	AS 4087 B6	195	C	5,705.99
718-0505-20-10512	500	250	PN16	AS 4087 B5	195	C	3,879.36
718-0518-20-10412	500	375	PN35	AS 4087 B5	310	C	5,788.67
718-0518-20-10512	500	500	PN16	AS 4087 B5	220	B	3,151.77
718-0601-20-10412	600	500	PN35	AS 4087 B6	358	C	7,104.19
718-0601-20-10512	600	500	PN16	AS 4087 B5	328	B	4,888.96
718-0602-20-10412	600	450	PN35	AS 4087 B6	328	C	7,453.08
718-0602-20-10512	600	450	PN16	AS 4087 B5	328	B	4,763.67
718-0605-20-10412	600	300	PN35	AS 4087 B6	370	C	7,903.49
718-0605-20-10512	600	300	PN16	AS 4087 B5	350	C	5,752.10
718-0618-20-10412	600	375	PN35	AS 4087 B5	360	C	7,720.56
718-0618-20-10512	600	375	PN16	AS 4087 B5	342	B	5,733.30
718-0759-20-10412	750	450	PN35	AS 4087 B6	426	C	11,078.38
718-0759-20-10512	750	450	PN16	AS 4087 B5	340	C	10,113.79
718-0780-20-10412	750	500	PN35	AS 4087 B6	375	C	11,095.30
718-0780-20-10512	750	500	PN16	AS 4087 B5	350	C	8,676.79
718-0781-20-10412	750	600	PN35	AS 4087 B6	400	C	11,233.57
718-0781-20-10512	750	600	PN16	AS 4087 B5	380	C	8,963.65



718/2040-001

Taper, Socket
Ductile Iron
Epoxy coated to AS/NZS
4158
Product class: PN35



AVK ref. no.	DN mm	DN2 mm	Product PN Class	Theoretical weight/kg	Deliv. code	Gross Price NZD
718-0152-20-40912	150	100	PN35	14	A	200.45
718-0201-20-40912	200	150	PN35	24	A	411.79
718-0203-20-40912	200	100	PN35	26	A	438.75
718-0226-20-40912	225	200	PN35	62	C	658.37
718-0228-20-40912	225	150	PN35	31	B	592.42
718-0251-20-40912	250	200	PN35	37	A	840.94
718-0252-20-40912	250	150	PN35	38	A	797.99
718-0254-20-40912	250	100	PN35	75		
718-0261-20-40912	250	225	PN35	68	C	820.32
718-0301-20-40912	300	250	PN35	98	C	957.18
718-0302-20-40912	300	200	PN35	53	C	933.82
718-0303-20-40912	300	150	PN35	88	C	895.41
718-0305-20-40912	300	100	PN35	86		
718-0312-20-40912	300	225	PN35	75	C	945.08
718-0377-20-40912	375	300	PN35	77	A	1,635.60
718-0380-20-40912	375	100	PN35	160	C	1,573.10
718-0381-20-40912	375	150	PN35	170	C	1,573.19
718-0382-20-40912	375	200	PN35	170	B	1,590.18
718-0383-20-40912	375	225	PN35	170	C	1,618.31
718-0384-20-40912	375	250	PN35	174	C	1,632.74
718-0453-20-40912	450	300	PN35	252	B	3,533.00
718-0454-20-40912	450	250	PN35	245	C	3,466.39
718-0455-20-40912	450	200	PN35	250	B	3,256.65
718-0456-20-40912	450	150	PN35	245	C	3,074.29
718-0466-20-40912	450	375	PN35	232	B	3,546.89
718-0501-20-40912	500	450	PN35	261	C	4,555.08
718-0504-20-40912	500	300	PN35	280	C	4,470.50
718-0505-20-40912	500	250	PN35	280	C	4,346.58
718-0506-20-40912	500	200	PN35	270	C	4,215.23
718-0518-20-40912	500	375	PN35	280	C	4,521.90
718-0601-20-40912	600	500	PN35	360	C	6,240.37
718-0602-20-40912	600	450	PN35	360	C	5,794.18
718-0605-20-40912	600	300	PN35	350	C	5,654.35
718-0618-20-40912	600	375	PN35	350	C	5,749.56
718-0758-20-40912	750	375	PN35	345	C	7,437.15
718-0759-20-40912	750	450	PN35	360	C	7,549.91
718-0780-20-40912	750	500	PN35	400	C	7,566.57
718-0781-20-40912	750	600	PN35	510	C	7,713.44

718/5514-001

Hydrant Bend Anchor Base
Ductile Iron
Epoxy coated to AS/NZS
4158
Flange drilling: AS 4087 B5
Product class: PN16



AVK ref. no.	DN mm	DN2 mm	Product PN Class	Flange drilling	Theoretical weight/kg	Deliv. code	Gross Price NZD
718-0101-55-14412	100	80	PN35	AS 4087 B6	30		
718-0101-55-14512	100	80	PN16	AS 4087 B5	13	A	239.22
718-0153-55-14412	150	80	PN35	AS 4087 B6	60		
718-0153-55-14512	150	80	PN16	AS 4087 B5	20	A	335.95



718/7010-001

Bend Duckfoot, Ductile Iron
Ductile Iron
Epoxy coated to AS/NZS
4158
Flange drilling: AS/NZS 4087
B5/B6
Product class: PN16/35



AVK ref. no.	DN mm	Product PN Class	Flange drilling	Theoretical weight/kg	Deliv. code	Gross Price NZD
718-0100-70-10412	100	PN35	AS 4087 B6	38	C	745.75
718-0100-70-10512	100	PN16	AS 4087 B5	15	A	378.75
718-0150-70-10412	150	PN35	AS 4087 B6	25	C	1,257.67
718-0150-70-10512	150	PN16	AS 4087 B5	25	A	669.47
718-0200-70-10412	200	PN35	AS 4087 B6	67	C	2,062.04
718-0200-70-10512	200	PN16	AS 4087 B5	67	C	1,278.36
718-0225-70-10412	225	PN35	AS 4087 B6	85	C	2,591.69
718-0225-70-10512	225	PN16	AS 4087 B5	75	C	1,505.07
718-0250-70-10412	250	PN35	AS 4087 B6	128	C	3,021.03
718-0250-70-10512	250	PN16	AS 4087 B5	118	C	1,934.94
718-0300-70-10412	300	PN35	AS 4087 B6	180	C	3,857.75
718-0300-70-10512	300	PN16	AS 4087 B5	165	C	3,233.72
718-0375-70-10412	375	PN35	AS 4087 B6	292	C	7,978.99
718-0375-70-10512	375	PN16	AS 4087 B5	272	C	5,276.29
718-0450-70-10412	450	PN35	AS 4087 B6	420	C	10,366.98
718-0450-70-10512	450	PN16	AS 4087 B5	400	C	8,595.16
718-0500-70-10412	500	PN35	AS 4087 B6	540	C	11,699.97
718-0500-70-10512	500	PN16	AS 4087 B5	390	C	9,048.85
718-0600-70-10412	600	PN35	AS 4087 B6	940	C	16,979.99
718-0600-70-10512	600	PN16	AS 4087 B5	910	C	14,393.62

718/7140-001

Cap, Socket
Ductile Iron
Epoxy coated to AS/NZS
4158
Product Class: PN35



AVK ref. no.	DN mm	Product PN Class	Theoretical weight/kg	Deliv. code	Gross Price NZD
718-0080-71-40912	80	PN16	6.0	C	77.44
718-0100-71-40912	100	PN35	7.8	A	99.96
718-0150-71-40912	150	PN35	13	A	168.87
718-0200-71-40912	200	PN35	22	A	299.55
718-0225-71-40912	225	PN35	28	A	339.42
718-0250-71-40912	250	PN35	34	A	382.07
718-0300-71-40912	300	PN35	43	A	614.67
718-0375-71-40912	375	PN35	96	C	1,239.85
718-0450-71-40912	450	PN35	143	C	1,766.39
718-0500-71-40912	500	PN35	156	B	2,528.41
718-0600-71-40912	600	PN35	210	B	4,045.77
718-0782-71-40912	750	PN35	290	C	5,033.85

718/7540-001

Connector, Socket
Ductile Iron
Epoxy coated to AS/NZS
4158
Product Class: PN35



AVK ref. no.	DN mm	Product PN Class	Theoretical weight/kg	Deliv. code	Gross Price NZD
718-0100-75-40912	100	PN35	10	A	116.53
718-0150-75-40912	150	PN35	15	A	186.16
718-0200-75-40912	200	PN35	28	A	312.75
718-0225-75-40912	225	PN35	35	C	442.25
718-0250-75-40912	250	PN35	40	A	481.47
718-0300-75-40912	300	PN35	41	A	592.26
718-0375-75-40912	375	PN35	73	A	960.14
718-0450-75-40912	450	PN35	85	B	2,137.98
718-0500-75-40912	500	PN35	100	B	3,114.73
718-0600-75-40912	600	PN35	121	B	3,402.17
718-0782-75-40912	750	PN35	230	C	6,075.37



718/7812-001

Adaptor, Flanged Spigot
Ductile Iron
Epoxy coated to AS/NZS
4158
Flange drilling: AS 4087
B5/B6
Product class: PN16/35



AVK ref. no.	DN mm	Product PN Class	Flange drilling	Theoretical weight/kg	Deliv. code	Gross Price NZD
718-0080-78-12412	80	PN35	AS 4087 B6	10	C	246.17
718-0080-78-12512	80	PN16	AS 4087 B5	4.2	A	153.86
718-0100-78-12412	100	PN35	AS 4087 B6	10	C	247.24
718-0100-78-12512	100	PN16	AS 4087 B5	5.7	A	103.27
718-0150-78-12412	150	PN35	AS 4087 B6	17	C	420.97
718-0150-78-12512	150	PN16	AS 4087 B5	10	A	166.41
718-0200-78-12412	200	PN35	AS 4087 B6	28	C	676.84
718-0200-78-12512	200	PN16	AS 4087 B5	20	A	333.49
718-0225-78-12412	225	PN35	AS 4087 B6	31	C	823.27
718-0225-78-12512	225	PN16	AS 4087 B5	22	A	366.00
718-0250-78-12412	250	PN35	AS 4087 B6	44	C	906.77
718-0250-78-12512	250	PN16	AS 4087 B5	25	A	484.40
718-0300-78-12412	300	PN35	AS 4087 B6	62	C	1,571.57
718-0300-78-12512	300	PN16	AS 4087 B5	35	A	632.39
718-0375-78-12412	375	PN35	AS 4087 B6	110	B	2,014.32
718-0375-78-12512	375	PN16	AS 4087 B5	52	A	999.79
718-0450-78-12412	450	PN35	AS 4087 B6	120	B	3,059.06
718-0450-78-12512	450	PN16	AS 4087 B5	68	A	1,529.29
718-0500-78-12412	500	PN35	AS 4087 B6	150	C	4,333.69
718-0500-78-12512	500	PN16	AS 4087 B5	150	A	2,067.24
718-0600-78-12412	600	PN35	AS 4087 B6	175	B	5,348.52
718-0600-78-12512	600	PN16	AS 4087 B5	175	A	3,157.24
718-0782-78-12412	750	PN35	AS 4087 B6	310	C	8,166.08
718-0782-78-12512	750	PN16	AS 4087 B5	270	C	4,740.00

718/7814-001

Adaptor, Flanged Socket
Ductile Iron
Epoxy coated to AS/NZS
4158
Flange drilling: AS 4087
B5/B6
Product class: PN16/35




AVK ref. no.	DN mm	Product PN Class	Flange drilling	Theoretical weight/kg	Deliv. code	Gross Price NZD
718-0080-78-14412	80	PN35	AS 4087 B6	15	C	243.10
718-0080-78-14512	80	PN16	AS 4087 B5	4.6	A	134.35
718-0100-78-14412	100	PN35	AS 4087 B6	12	C	268.11
718-0100-78-14512	100	PN16	AS 4087 B5	6.8	A	101.35
718-0150-78-14412	150	PN35	AS 4087 B6	17	C	477.65
718-0150-78-14512	150	PN16	AS 4087 B5	12	A	156.26
718-0200-78-14412	200	PN35	AS 4087 B6	32	C	775.28
718-0200-78-14512	200	PN16	AS 4087 B5	19	A	279.65
718-0225-78-14412	225	PN35	AS 4087 B6	40	C	1,028.93
718-0225-78-14512	225	PN16	AS 4087 B5	24	C	400.91
718-0250-78-14412	250	PN35	AS 4087 B6	50	C	1,112.92
718-0250-78-14512	250	PN16	AS 4087 B5	28	A	455.65
718-0300-78-14412	300	PN35	AS 4087 B6	85	C	1,747.90
718-0300-78-14512	300	PN16	AS 4087 B5	37	A	602.88
718-0375-78-14412	375	PN35	AS 4087 B6	85	B	2,354.92
718-0375-78-14512	375	PN16	AS 4087 B5	59	A	1,158.03
718-0450-78-14412	450	PN35	AS 4087 B6	120	B	3,091.47
718-0450-78-14512	450	PN16	AS 4087 B5	76	A	1,742.90
718-0500-78-14412	500	PN35	AS 4087 B6	190	B	4,614.48
718-0500-78-14512	500	PN16	AS 4087 B5	180	B	2,747.20
718-0600-78-14412	600	PN35	AS 4087 B6	220	B	6,615.18
718-0600-78-14512	600	PN16	AS 4087 B5	210	A	3,232.41
718-0782-78-14412	750	PN35	AS 4087 B6	340	C	7,263.30
718-0782-78-14512	750	PN16	AS 4087 B5	320	C	5,996.44



718/AB60-001

Bellmouth, Flanged
Ductile Iron
Epoxy coated to AS/NZS 4158
Flange drilling: AS 4087 B5
Product class: PN16



AVK ref. no.	DN mm	Product PN Class	Flange drilling	Theoretical weight/kg	Deliv. code	Gross Price NZD
718-0100-AB-60512	100	PN16	AS 4087 B5	18	B	485.09
718-0150-AB-60512	150	PN16	AS 4087 B5	24	C	580.87
718-0200-AB-60512	200	PN16	AS 4087 B5	40	C	739.92
718-0225-AB-60512	225	PN16	AS 4087 B5	50	C	802.84
718-0250-AB-60512	250	PN16	AS 4087 B5	50	C	1,198.15
718-0300-AB-60512	300	PN16	AS 4087 B5	140	B	2,554.10
718-0375-AB-60512	375	PN16	AS 4087 B5	210	C	3,267.74
718-0450-AB-60512	450	PN16	AS 4087 B5	280	C	3,963.96
718-0500-AB-60512	500	PN16	AS 4087 B5	300	C	5,446.24
718-0600-AB-60512	600	PN16	AS 4087 B5	400	C	6,268.92
718-0782-AB-60512	750	PN16	AS 4087 B5	520	C	10,195.26

718/4X10-001

Hydrant Riser Flange
Ductile Iron
Epoxy coated to AS/NZS 4158
Flange drilling: AS 4087 B5/B6
Product class: PN16/35



AVK ref. no.	DN mm	Flange drilling	Theoretical weight/kg	L mm	Deliv. code	Gross Price NZD
718-0080-40-10212 ⁽¹⁾	80	AS 4087 B5	7.4	100	C	90.78
718-0080-40-10412	80	AS 4087 B6	7.0	100	C	201.05
718-0080-40-10512	80	AS 4087 B5	3.2	100	C	72.45
718-0080-41-10412	80	AS 4087 B6	8.0	150	C	246.19
718-0080-41-10512	80	AS 4087 B5	3.9	150	C	79.33
718-0080-43-10412	80	AS 4087 B6	9.0	225	C	379.63
718-0080-43-10512	80	AS 4087 B5	4.9	225	C	88.82
718-0080-45-10412	80	AS 4087 B6	10	300	C	328.89
718-0080-45-10512	80	AS 4087 B5	6.5	300	C	105.24
718-0080-46-10412	80	AS 4087 B6	11	375	C	407.90
718-0080-46-10512	80	AS 4087 B5	7.7	375	C	161.19
718-0080-48-10412	80	AS 4087 B6	13	450	C	340.16
718-0080-48-10512	80	AS 4087 B5	8.8	450	C	164.72
718-0080-50-10412	80	AS 4087 B6	20	600	C	425.20
718-0080-50-10512	80	AS 4087 B5	11	600	C	202.34
718-0100-40-10512	100	AS 4087 B5	5.0	100	C	90.78
718-0100-40-10L12 ⁽²⁾	100	AS 4087 B5	5.8	100	C	90.78
718-0100-41-10512	100	AS 4087 B5	5.8	150	C	93.87
718-0100-43-10512	100	AS 4087 B5	7.0	225	C	107.88
718-0100-45-10512	100	AS 4087 B5	8.9	300	C	126.03
718-0100-46-10512	100	AS 4087 B5	10	375	C	195.58
718-0100-48-10512	100	AS 4087 B5	12	450	C	211.49
718-0100-49-10512	100	AS 4087 B5	12	500	C	230.71
718-0100-50-10512	100	AS 4087 B5	14	600	C	239.05
718-0150-45-10512	150	AS 4087 B5	16	300	C	301.62
718-0150-49-10512	150	AS 4087 B5	21	500	C	451.98
718-0150-50-10512	150	AS 4087 B5	23	600	C	459.21

⁽¹⁾ Flange AS4087 B5 / As2129 Table D, Slotted holes

⁽²⁾ Flange As 4087 B5, Slotted flange



718/AF42-001

Scour Tee, Socket Flange Socket
 Ductile Iron
 Epoxy coated to AS/NZS 4158
 Flange drilling: AS 4087 B5/B6
 Product class: PN16/35



AVK ref. no.	DN mm	DN2 mm	Product PN Class	Flange drilling	Theoretical weight/kg	Deliv. code	Gross Price NZD
718-0101-AF-42412	100	80	PN35	AS 4087 B6	19	C	473.58
718-0101-AF-42512	100	80	PN16	AS 4087 B5	18	C	373.46
718-0152-AF-42512	150	100	PN16	AS 4087 B5	28	C	586.88
718-0153-AF-42412	150	80	PN35	AS 4087 B6	28	C	896.43
718-0153-AF-42512	150	80	PN16	AS 4087 B5	27	C	528.28
718-0204-AF-42412	200	80	PN35	AS 4087 B6	46	C	1,324.92
718-0204-AF-42512	200	80	PN16	AS 4087 B5	46	C	935.66
718-0231-AF-42512	225	100	PN16	AS 4087 B5	55	C	1,284.60
718-0254-AF-42412	250	100	PN35	AS 4087 B6	62	C	1,806.16
718-0254-AF-42512	250	100	PN16	AS 4087 B5	62	C	1,521.19
718-0305-AF-42412	300	100	PN35	AS 4087 B6	86	C	2,128.88
718-0305-AF-42512	300	100	PN16	AS 4087 B5	86	C	1,179.85
718-0381-AF-42412	375	150	PN35	AS 4087 B6	134	C	3,657.42
718-0381-AF-42512	375	150	PN16	AS 4087 B5	134	A	2,728.56
718-0456-AF-42412	450	150	PN35	AS 4087 B6	167	B	4,044.86
718-0456-AF-42512	450	150	PN16	AS 4087 B5	167	B	3,101.73
718-0507-AF-42412	500	150	PN35	AS 4087 B6	200	B	6,013.79
718-0507-AF-42512	500	150	PN16	AS 4087 B5	200	B	5,026.40
718-0608-AF-42412	600	150	PN35	AS 4087 B6	290	C	9,583.86
718-0608-AF-42512	600	150	PN16	AS 4087 B5	290	B	5,365.43
718-0754-AF-42412	750	200	PN35	AS 4087 B6	380		
718-0754-AF-42512	750	200	PN16	AS 4087 B5	380	C	8,937.15

718/0040-001

Bend, Socket 6°
 Ductile Iron
 Epoxy coated to AS/NZS 4158
 Product class: PN35



AVK ref. no.	DN mm	Product PN Class	Theoretical weight/kg	Deliv. code	Gross Price NZD
718-0100-00-40912	100	PN35	7.7	A	102.99
718-0150-00-40912	150	PN35	13	A	168.95
718-0200-00-40912	200	PN35	28	C	389.77
718-0250-00-40912	250	PN35	40	C	731.24
718-0300-00-40912	300	PN35	50	C	806.40
718-0375-00-40912	375	PN35	74	B	1,468.13

718/0101-001

Bend, Spigot 11.25°
 Ductile Iron
 Epoxy coated to AS/NZS 4158
 Product class: PN16



AVK ref. no.	DN mm	Product PN Class	Theoretical weight/kg	Deliv. code	Gross Price NZD
718-0100-01-01912	100	PN16	6.0	C	210.58
718-0150-01-01912	150	PN16	19	C	401.70

718/0201-001

Bend, Spigot 22.5°
 Ductile Iron
 Epoxy coated to AS/NZS 4158
 Product class: PN16



AVK ref. no.	DN mm	Product PN Class	Theoretical weight/kg	Deliv. code	Gross Price NZD
718-0100-02-01912	100	PN16	12	C	210.58
718-0150-02-01912	150	PN16	20	C	401.70



718/0401-001

Bend, Spigot 45°
Ductile Iron
Epoxy coated to AS/NZS
4158
Product class: PN16



AVK ref. no.	DN mm	Product PN Class	Theoretical weight/kg	Deliv. code	Gross Price NZD
718-0100-04-01912	100	PN16	14	C	221.38
718-0150-04-01912	150	PN16	23	C	474.72



718/0601-001

Bend, Spigot 90°
Ductile Iron
Epoxy coated to AS/NZS
4158
Product class: PN16



AVK ref. no.	DN mm	Product PN Class	Theoretical weight/kg	Deliv. code	Gross Price NZD
718-0100-06-01912	100	PN16	16	C	264.82
718-0150-06-01912	150	PN16	30	C	526.09



718/1001-001

Spigot Tee to AS2280
Ductile Iron
Epoxy coated to AS/NZS
4158



AVK ref. no.	DN mm	Theoretical weight/kg	Deliv. code	Gross Price NZD
718-0080-10-01912		13	C	221.76
718-0150-10-01912	150	34	C	506.48
718-0152-10-01912		28	C	485.80
718-0200-10-01912		60	C	702.86
718-0201-10-01912		44	C	692.52
718-0203-10-01912		40	C	684.31



718/1012-001

Tee, Flanged
Ductile Iron
Epoxy coated to AS/NZS
4158
Flange drilling: AS 4087 B5
Product class: PN16

AVK ref. no.	DN mm	DN2 mm	Product PN Class	Flange drilling	Theoretical weight/kg	Deliv. code	Gross Price
718-0100-10-12512	100	100	PN16	AS4087B5	14		





718/2110-001

Taper Ecc, Flange
 Ductile Iron
 Epoxy coated to AS/NZS
 4158
 Connection: Flange
 Product class: PN16/35



AVK ref. no.	Theoretical weight/kg	Deliv. code	Gross Price NZD
718-0101-21-10412	14	C	468.57
718-0101-21-10512	14	A	255.82
718-0152-21-10412	25	C	713.38
718-0152-21-10512	22	C	368.83
718-0153-21-10412	25	C	695.21
718-0153-21-10512	20	C	361.11
718-0201-21-10512	38	C	692.52
718-0203-21-10512	38	C	568.49
718-0251-21-10512	53	C	727.20
718-0252-21-10512	55	C	840.31
718-0254-21-10412	50		
718-0254-21-10512	50		
718-0301-21-10512	90	C	1,161.32
718-0302-21-10412	90	C	1,846.43
718-0302-21-10512	84	C	1,143.38
718-0303-21-10512	92	C	1,188.67
718-0305-21-10512	80		
718-0377-21-10412	141	C	3,473.70
718-0377-21-10512	110	B	2,242.89
718-0382-21-10512	138	B	2,128.33
718-0383-21-10512	130	C	2,143.16
718-0384-21-10512	131	B	2,191.64
718-0453-21-10412	177	C	5,521.30
718-0453-21-10512	177	C	2,893.30
718-0454-21-10412	190	C	5,171.86
718-0454-21-10512	190	C	2,893.30
718-0466-21-10512	165	B	2,914.93
718-0501-21-10412	230	C	7,046.15
718-0501-21-10512	179	C	3,290.48
718-0504-21-10412	230	C	6,819.77
718-0504-21-10512	200	C	4,300.24
718-0505-21-10512	180	C	4,356.28
718-0518-21-10512	180	C	3,891.77
718-0601-21-10512	324	C	5,105.90
718-0602-21-10412	350	C	8,975.13
718-0602-21-10512	328	C	5,136.27
718-0605-21-10412	-	C	7,744.64
718-0605-21-10512	335	C	6,191.39
718-0607-21-10512	330	C	5,976.46
718-0618-21-10512	342	C	5,525.95
718-0781-21-10412	400	C	11,346.33
718-0781-21-10512	450	C	9,871.36



718/3810-001

Blind flange to AS4087
Ductile Iron
Epoxy coated to AS/NZS
4158



AVK ref. no.

**Deliv.
code**

**Gross Price
NZD**

718-0080-38-10412	B	148.84
718-0080-38-10512	A	69.73
718-0100-38-10412	B	178.53
718-0100-38-10512	A	75.36
718-0150-38-10412	B	263.01
718-0150-38-10512	A	114.64
718-0200-38-10412	B	420.48
718-0200-38-10512	A	201.65
718-0225-38-10412	B	673.36
718-0225-38-10512	A	276.88
718-0250-38-10412	B	675.80
718-0250-38-10512	A	336.42
718-0300-38-10412	B	934.02
718-0300-38-10512	A	450.68
718-0375-38-10412	B	1,464.73
718-0375-38-10512	A	923.49
718-0450-38-10412	B	2,527.33
718-0450-38-10512	A	1,473.76
718-0500-38-10412	B	3,095.23
718-0500-38-10512	A	1,856.76
718-0600-38-10412	B	5,158.71
718-0600-38-10512	A	2,887.86
718-0782-38-10412	B	7,329.42
718-0782-38-10512	B	5,295.72

718/3910-001

Ductile Iron
Epoxy coated to AS/NZS
4158



AVK ref. no.

**DN
mm**

**Theoretical
weight/kg**

**Deliv.
code**

Gross Price

718-0080-39-1051220	80	1.6		
718-0100-39-1051220	100	2.7		
718-0150-39-1051220	150	6.2		



910/21-007

Y-Strainer with SS316 Screen
Ductile Iron
EPDM high temperature
A4 Plug and Fasteners
Flange drilling AS 2129
Table D/E
PN16



AVK ref. no.	DN mm	Flange drilling	Theoretical weight/kg	Deliv. code	Gross Price NZD
910-0080-21-732030012	80	AS2129 D/E	13	C	297.40
910-0100-21-432030012	100	AS2129 D	18	C	389.00
910-0100-21-732030012	100	AS2129 E	18	C	471.03
910-0125-21-732030012	125	AS2129 D/E	26	C	549.70
910-0150-21-432030012	150	AS2129 D	33	C	722.22
910-0150-21-732030012	150	AS2129 E	35	C	937.03
910-0200-21-432030012	200	AS2129 D	58	C	1,401.27
910-0200-21-732030012	200	AS2129 E	59	C	1,861.13
910-0250-21-432030012	250	AS2129 D	92	C	2,198.64
910-0250-21-732030012	250	AS2129 E	92	C	3,307.84
910-0300-21-432030012	300	AS2129 D	147	C	3,120.80
910-0300-21-732030012	300	AS2129 E	147	C	4,090.80

910/21-008

Y-Strainer with SS304 Screen
Ductile Iron
EPDM high temperature
A2 Plug and Fasteners
Flange drilling AS 2129
Table D/E
PN16



AVK ref. no.	DN mm	Flange drilling	Theoretical weight/kg	Deliv. code	Gross Price NZD
910-0080-21-711020012	80	AS2129 D/E	13	C	275.98
910-0100-21-411020012	100	AS2129 D	18	C	354.39
910-0100-21-711020012	100	AS2129 E	18	C	429.11
910-0125-21-711020012	125	AS2129 D/E	26	C	500.74
910-0150-2-1411020012	150	AS2129 D	35	C	657.95
910-0150-21-711020012	150	AS2129 E	35	C	853.63
910-0200-21-411020012	200	AS2129 D	60	C	1,276.52
910-0200-21-711020012	200	AS2129 E	59	C	1,695.43
910-0250-21-411020012	250	AS2129 D	97	C	2,002.92
910-0250-21-711020012	250	AS2129 E	92	C	3,133.75
910-0300-21-411020012	300	AS2129 D	142	C	2,842.97
910-0300-21-711020012	300	AS2129 E	147	C	3,726.59

910/21-011

Screen, AISI 304
Stainless Steel



AVK ref. no.	DN mm	Theoretical weight/kg	Deliv. code	Gross Price NZD
910-0050-13	50	0.1	C	111.86
910-0065-13	65	0.2	C	125.22
910-0080-13	80	0.3	C	143.59
910-0100-13	100	0.5	C	187.00
910-0125-13	125	0.6	C	302.19
910-0150-13	150	0.9	C	370.64
910-0200-13	200	1.9	C	442.43
910-0250-13	250	3.5	C	609.41
910-0300-13	300	5.0	C	826.44



SPARE PARTS & ACCESSORIES



08/A-001

Handwheel, gate and butterfly valves
Ductile Iron
Clockwise Close or Anti
Clockwise Close



AVK ref. no.	DN/DN	D mm	Theoretical weight/kg	Deliv. code	Gross Price NZD
08-050-01-122	40 - 50	180	1.5	B	73.41
08-050-01-1221	50 - 50	180	1.5	B	73.41
08-080-07-122	80	225	2.0	B	73.41
08-080-07-1221	80	225	2.0	B	73.41
08-100-07-122	50 - 100	280	3.0	A	73.41
08-100-07-1221	50 - 100	280	3.2	A	73.41
08-100-08-122	100	280	2.3	B	143.41
08-100-08-1221	150	280	4.0	C	143.41
08-200-07-122	200	360	6.8	B	143.41
08-200-07-1221	150	360	6.8	B	143.41
08-250-07-122	225 - 300	500	10	B	216.82
08-250-07-1221	225 - 300	500	10	B	216.82
08-400-07-122	375 - 400	640	16	C	302.19
08-400-07-1221	375 - 400	640	16	B	302.19
08-600-07-122	600	800	20	C	312.44
08-600-07-1221	600	800	20	C	312.44

57/00-001

Anchor legs, 570/50 &
570/51 Gate Valves, DN100-
150
Ductile Iron
Epoxy coated to AS/NZS
4158



AVK ref. no.	Theoretical weight/kg	Deliv. code	Gross Price NZD
57-000-01-121	1.6	A	120.83

57/C-001

Stem cap, stem square 14-
32, standard valve, ACC -
blue coating
Anti Clockwise Close



AVK ref. no.	DN mm	Theoretical weight/kg	Deliv. code	Gross Price NZD
57-050-16-120	50	0.8	C	21.29
57-090-16-120	100	0.8	C	29.48
57-095-16-120	100	0.5	B	29.20
57-100-16-120	100	0.8	C	28.99
57-150-16-120	150	0.9	C	36.04
57-200-16-120	200	1.3	C	47.02
57-300-16-120	300	1.3	C	65.51
57-400-16-120	400	1.9	B	86.81
57-600-16-120	600	1.6	C	126.11

57/C-002

Stem cap, stem square 14-
24, standard valve, CC/ACC -
lilac coating
Clockwise Close or Anti
Clockwise Close



AVK ref. no.	DN mm	Theoretical weight/kg	Deliv. code	Gross Price NZD
57-050-16-040	50	0.8	C	28.99
57-050-16-140	50	0.8	C	21.29
57-090-16-040	100	0.8	C	29.48
57-090-16-140	100	0.8	C	29.48
57-095-16-040	100	0.5	C	29.48
57-095-16-140	100	0.5	C	19.17
57-100-16-040	100	0.8	C	28.99
57-100-16-140	100	0.8	C	29.48
57-150-16-040	150	0.9	C	36.04
57-150-16-140	150	0.9	C	36.04

57/C-003

Stem cap, stem square 14-
32, standard valve, CC - red
coating
Clockwise Close



AVK ref. no.	DN mm	Theoretical weight/kg	Deliv. code	Gross Price NZD
57-050-16-050	50	0.8	B	29.48
57-090-16-050	100	0.8	B	29.48
57-100-16-050	100	0.8	C	29.48
57-150-16-050	150	0.9	C	36.04
57-200-16-050	200	1.3	C	36.04
57-300-16-050	300	1.3	C	65.51
57-400-16-050	400	1.6	C	85.38
57-600-16-050	600	1.6	C	126.11



TECHNICAL INFO

STRAIGHT COUPLINGS SELECTION CHART

NOM. PIPE SIZE DN	DICL	STEEL		ECOPUR	CICL		AC	
	AS/NZS 2280	MSCL AS 1579	GWI AS 1074	CLASS C&K EN 545:2010 EN 545:2007	CLASS B AS 1724	CLASS C AS 2544w	CLASS AB AS 1711	CLASS CD AS 1711
40			60150059xx?? 48mm					
50			60150071xx?? 60mm				6015071xx?? 69mm	
65			60150084xx?? 76mm				60150084xx?? 79mm	
80	60150103xx?? / 96mm		60150103xx?? 89mm		60150103xx?? 96mm	60150103xx?? 96mm	60150103xx?? 96mm	60150103xx?? 96mm
100	60150133xx?? / 122mm	60150133xx?? 114mm	60150133xx?? 114mm	60150133xx?? 118mm	60150133xx?? 122mm	60150133xx?? 122mm	60150133xx?? 122mm	60150133xx?? 122mm
125		60150147xx?? 140mm	60150147xx?? 140mm	60150147xx?? 144mm				
150	60150182xx?? 60150194xx?? / 177mm	60150182xx?? / 168mm	60150182xx?? 165mm	60150182xx?? 170mm	60150182xx?? 60150194xx?? / 177mm	60150182xx?? 60150194xx?? / 177mm	60150182xx?? 60150194xx?? / 177mm	60150182xx?? 60150194xx?? / 177mm
175								
200	60150238xx?? / 232mm	60150238xx?? / 219mm		60150238xx?? 222mm	60150238xx?? 232mm	60150238xx?? 232mm	60150238xx?? 232mm	60150238xx?? 232mm
225	60150264xx?? / 259mm	60150264xx?? / 257mm			60150264xx?? 259mm	60150264xx?? 259mm	60150264xx?? 259mm	60150264xx?? 259mm
250	60150296xx?? / 286mm	60150296xx?? / 273mm		60150296xx?? 274mm	60150296xx?? 286mm	60150296xx?? 286mm	60150296xx?? 286mm	60150296xx?? 286mm
300	60150354xx?? / 345mm	60150334xx?? / 324mm		60150334xx?? 326mm	60150354xx?? 334mm	60150354xx?? 345mm	60150354xx?? 334mm	60150354xx?? 345mm
350		60150370171 / 355mm						
375	60150434171 / 426mm	60150420171 / 406mm		60150384171 377mm	60150434171 413mm	60150434171 426mm	60150434171 413mm	60150434171 426mm
400		60150460171 60150468171 / 457mm		60150446171 429mm				
450	60150512171 60150522171 / 507mm	60150512171 60150522171 / 508mm		60150490171 480mm	60150512171 492mm	60150512171 60150522171 / 507mm	60150512171 492mm	60150512171 60150522171 / 507mm
500	60150566171 60150576171 / 560mm	60150566171 60150576171 / 559mm		60150546171 532mm	60150554171 545mm	60150566171 60150576171 / 560mm		
525		60150620171 / 610mm					60150576171 60150584171 / 572mm	60150598171 587mm
600	60150672171 60150682171 / 667mm	60150672171 60150682171 / 660mm		60150644171 635mm	60150654171 60150672171 / 650mm	60150672171 60150682171 / 667mm	60150654171 60150672171 / 650mm	60150672171 60150682171 / 667mm

NOM. PIPE SIZE DN	ABS*1	GRP*2	RC	COPPER	PVC-U/M*4	
	SERIES 1 AS 3518	SERIES 1 AS 3571	AS 4058	AS 1432	SERIES 1 (U) AS/NZS 1477 (M) AS/NZS 4765	SERIES 2 (U) AS/NZS 1477 (M) AS/NZS 4765 (O) AS/NZS 4441
40	60150059xx?? 48mm			N/A 38mm	60150059xx?? 48mm	
50	60150071xx?? 60mm			60150059xx?? 51mm	60150071xx?? 60mm	
65	60150084xx?? 75mm			60150071xx?? 64mm	60150084xx?? 75mm	
80	60150103xx?? 89mm			60150084xx?? 76mm	60150103xx?? 89mm	
100	60150133xx?? 114mm	60150133xx?? 122mm		60150103xx?? 101mm	60150133xx?? 114mm	60150133xx?? 122mm
125	60150147xx?? 140mm			60150147xx?? 127mm	60150147xx?? 140mm	
150	60150182xx?? / 168mm	60150182xx?? 60150194xx?? /	60150202xx?? 197mm	N/A 152mm	601501182xx?? 160mm	60150182xx?? 60150194xx?? /
175					60150202xx?? 200mm	
200	60150238xx?? 225mm	60150238xx?? 232mm		N/A 203mm	60150238xx?? 225mm	60150238xx?? 232mm
225	60150264xx?? 250mm	60150264xx?? 259mm	60150296xx?? 279mm	60150238xx?? 229mm	60150264xx?? 250mm	60150264xx?? 259mm
250		60150296xx?? 286mm			60150296xx?? 280mm	60150296xx?? 286mm
300	60150334xx?? 315mm	60150354xx?? 345mm	60150370171 362mm		60150334xx?? 315mm	60150354xx?? 345mm
350	60150370171 355mm	60150420171 399mm			60150370171 355mm	
375	60150420171 400mm	60150434171 426mm	60150460171 445mm		60150420171 400mm	60150434171 426mm
400	60150460171 60150468171 / 450mm	60150468171 453mm			60150460171 60150468171 / 450mm	
450	60150512171 500mm	60150512171 60150522171 / 507mm	60150546171 533mm		60150512171 60150522171 / 500mm	60150512171 60150522171 / 507mm
500	60150566171 60150576171 / 560mm	60150566171 60150576171 / 560mm			60150566171 60150576171 / 560mm	60150566171 60150576171 / 560mm
525		60150598171 587mm	60150626171 616mm			
600	60150654171 630mm	60150672171 60150682171 / 667mm	60150714171 699mm		60150644171 630mm	60150672171 60150682171 / 667mm

Couplings typical specifying sequence table - 601501331501

601	5	0133	15	0	1
AVK Series S. Coupling					
Wangaratta					
Maximum Dia - 0059 through to 1314					
Sleeve material = xx 11 = 316SS 110mm long 15 = 316SS 176mm long 21 = DI 110mm long		13 = 316SS 136mm long 17 = 316SS 216mm long 25 = DI 176mm long			
Bracket material = ?		0 = Cast DI		1 = 316SS	
Fasteners = ?		0 = 316SS		1 = GAL	



Note: The AVK Supa-Gib Coupling range extends beyond DN600. For sizes and configurations not listed above, please contact AVK for assistance.

*1 Min. required pipe rating for coupling application: PN9 | *2 Min. required pipe rating for coupling application: SN5,000 | *3 Min. required pipe rating for clamp coupling application: U=PN9 / M=PN12 / O=PN16 | *4 xx = Sleeve material | *5 ?? = Bracket material & fasteners

FLANGED CLAMPS SELECTION CHART

NOM. PIPE SIZE DN	DICL	STEEL		ECOPUR	CICL		AC	
	AS/NZS 2280	MSCL AS 1579	GWI AS 1074	CLASS C&K EN 545:2010 EN 545:2007	CLASS B AS 1724	CLASS C AS 2544	CLASS AB AS 1711	CLASS CD AS 1711
100	748912012004001xx 122mm	748912011004001xx 114mm	748912011004001xx 114mm	N/A 118mm	748912012004001xx 122mm	748912012004001xx 122mm	748912012004001xx 122mm	748912012004001xx 122mm
125		748912014004001xx 140mm	748912014004001xx 140mm	748912014004001xx 144mm		748912014004001xx 149mm		
150	748912017504001xx 177mm	748912016004001xx 168mm	748912016004001xx 165mm	748912016804001xx 170mm	748912017504001xx 177mm	748912017504001xx 177mm	748912017504001xx 177mm	748912017504001xx 177mm
175						748912020004001xx 203mm		
200	748912023004001xx 232mm	748912021504001xx 219mm		748912021504001xx 222mm	748912023004001xx 232mm	748912023004001xx 232mm	748912023004001xx 232mm	748912023004001xx 232mm
225	748912025004001xx 259mm	748912025004001xx 257mm			748912025004001xx 259mm	748912025004001xx 259mm	748912025004001xx 259mm	748912025004001xx 259mm
250	748912028504001xx 286mm	748912027004001xx 273mm		748912027004001xx 274mm	748912028504001xx 286mm	748912028504001xx 286mm	748912028504001xx 286mm	748912028504001xx 286mm
300	748912034004001xx 345mm	748911032004001xx 324mm		748912032004001xx 326mm	748912033004001xx 334mm	748912034004001xx 345mm	748912033004001xx 334mm	748912034004001xx 345mm
350		748912035004001xx 355mm						
375	748912041004001xx 426mm	748912040004001xx 406mm		748912037004001xx 377mm	748912041004001xx 413mm	748912041004001xx 426mm	748912041004001xx 413mm	748912041004001xx 426mm
400		748912045004001xx 457mm		748912041004001xx 429mm				
450	748912049004001xx 507mm	748912049004001xx 508mm		748912047004001xx 480mm	748912049004001xx 492mm	748912050004001xx 507mm	748912049004001xx 492mm	748912050004001xx 507mm

NOM. PIPE SIZE DN	ABS*1	GRP*2	RC	COPPER	HDPE *3	PVC-U/M*4	
	SERIES 1 AS 3518	SERIES 1 AS 3571	AS 4058	AS 1432	AS/NZS 4130	SERIES 1 (U) AS/NZS 1477 (M) AS/NZS 4765	SERIES 2 (U) AS/NZS 1477 (M) AS/NZS 4765
100	748912011404001xx 114mm	748912012004001xx 122mm		748912009504001xx 101mm		748912011404001xx 114mm	748912012004001xx 122mm
125	748912014004001xx 140mm			748912012004001xx 127mm		748912014004001xx 140mm	
150	748912016004001xx 168mm	748912017504001xx 177mm	748912019004001xx 197mm	748912015004001xx 152mm		748912016004001xx 160mm	748912017504001xx 177mm
175						748912020004001xx 200mm	
200	748912021504001xx 225mm	748912023004001xx 232mm		748912020004001xx 203mm		748912021504001xx 225mm	748912023004001xx 232mm
225	748912025004001xx 250mm	748912025004001xx 259mm	748912027504001xx 279mm	748912022504001xx 229mm		748912025004001xx 250mm	748911025004001xx 259mm
250		748912028504001xx 286mm			748912025004101xx 748912028004101xx 250mm 280mm	748912027504001xx 280mm	748911028504001xx 286mm
300	748912031004001xx 315mm	748912034004001xx 345mm	748912035004001xx 362mm		748912031506101xx 315mm	748912031004001xx 315mm	748911034004001xx 345mm
350	748912035004001xx 355mm	748912039004001xx 399mm			748912035506101xx 355mm	748912035004001xx 355mm	
375	748912040004001xx 400mm	748912041004001xx 426mm	748912044004001xx 445mm			748912040004001xx 400mm	748912041004001xx 426mm
400	748912045004001xx 450mm	748912045004001xx 453mm			748912040006101xx 400mm	74812045004001xx 450mm	
450	748912049004001xx 500mm	748912050004001xx 507mm	748912053004001xx 533mm		748912045008101xx 450mm	748912049004001xx 500mm	748912050004001xx 507mm


Note: The AVK Repair Clamp range extends beyond DN450. For sizes and configurations not listed above, please contact AVK for assistance. Numbers in blue can be optioned for width of clamp, see table below. *1 Min. required pipe rating for clamp application: PN9 | *2 Min. required pipe rating for clamp application: SN10,000 | *3 Not recommended for HDPE pipe rated less than PN12.5 | *4 Min. required pipe rating for clamp application: U=PN9 / M=PN12 *xx = offtake size, see table below.

Flanged clamps typical specifying sequence table - 74891202300400110

748 - AVK Series	91	2	0230	04	0	0	1	10
91 - Flanged Clamps								
Number of Parts -	1 = 1 Part 2 = 2 Parts 3 = 3 Parts 4 = 4 Parts 5 = 5 Parts 6 = 6 Parts							
Minimum Dia -	0047 through to 1200							
Clamp Width -	01 = 150mm, 02 = 200mm, 03 = 300mm, through to 16 = 1600mm							
Pipe Application -	0 = Rigid (type R) 1 = HDPE 2 = OPVC (type F) 3 = Gas							
Pressure Rating -	0 = PN16, 1 = PN1, 2 = PN3, 3 = PN6, 4 = PN9 5 = PN10, 6 = PN12, 7 = PN14, 8 = PN21, 9 = PN25							
Offtake Type -	1 = AS 4087 PN16, 2 = AS 2129 Table E, 3 = Gas, 4 = AS 4087 PN16 @ 45 deg., 5 = JIS, 6 = DIN PN10, 7 = DIN PN16 8 = ANSI B16.5 Class 150 PN20							
Offtake Size -	01 = DN20 02 = DN25 03 = DN32 04 = DN40 05 = DN50 06 = DN65 08 = DN80 10 = DN100 11 = DN110 15 = DN150 16 = DN160 20 = DN200 22 = DN225 25 = DN250 30 = DN300 35 = DN350 37 = DN375 99 = DN15							

NOM. SIZE DN mm	CLAMP LENGTH mm	OFFTAKE SIZE DN mm	CLAMP OD RANGE mm
100-125	400	80-100	5
150-450	400	80-150	10
200-450	600	80-250	10
300-450	800	300	10

*Clamps specified HDPE should be regarded as size specific.
*Clamps in this table rate at PN16.



REPAIR CLAMPS SELECTION CHART

NOM. PIPE SIZE DN	DICL	STEEL		ECOPIR	CICL		AC	
	AS/NZS 2280	MSCL AS 1579	GWI AS 1074	CLASS C&K EN 545:2010 EN 545:2007	CLASS B AS 1724	CLASS C AS 2544	CLASS AB AS 1711	CLASS CD AS 1711
40			748901004701 48mm					
50			748901005901 60mm				748901006901 69mm	
65			748901007601 76mm				748901007601 79mm	
80	748901009502 96mm		748901008502 89mm		748901009502 96mm	748901009502 96mm	748901009502 96mm	748901009502 96mm
100	748901012002 122mm	748901011402 114mm	748901011402 114mm	748901011402 118mm	748901012002 122mm	748901012002 122mm	748901012002 122mm	748901012002 122mm
125		748901014002 140mm	748901014002 140mm	748901014002 144mm		748901014002 149mm		
150	748901017502 177mm	748901016002 168mm	748901016002 165mm	748901016802 170mm	748901017502 177mm	748901017502 177mm	748901017502 177mm	748901017502 177mm
175						748901020002 203mm		
200	748901023002 232mm	748901021502 219mm		748901021502 222mm	748901023002 232mm	748901023002 232mm	748901023002 232mm	748901023002 232mm
225	748901025003 259mm	748901025003 257mm			748901025003 259mm	748901025003 259mm	748901025003 259mm	748901025003 259mm
250	748901028503 286mm	748901027003 273mm		748901027003 274mm	748901028503 286mm	748901028503 286mm	748901028503 286mm	748901028503 286mm
300	748901034003 345mm	748901032003 324mm		748901032003 326mm	748901033003 334mm	748901034003 345mm	748901033003 334mm	748901034003 345mm
350		748902035004 355mm						
375	748902041004 426mm	748902040004 406mm		748902037004 377mm	748902041004 413mm	748902041004 426mm	748902041004 413mm	748902041004 426mm
400		748902045004 457mm		748902041004 429mm				
450	748902049004 507mm	748902049004 508mm		748902047004 480mm	748902049004 492mm	748902049004 507mm	748902049004 492mm	748902049004 507mm
500	748903056004 560mm	748903053004 559mm		748903053004 532mm	748903053004 545mm	748903056004 560mm		
525							748903057004 572mm	748903057004 587mm
600	748903065004 667mm	748903065004 660mm		748903062004 635mm	748903065004 650mm	748903065004 667mm	748903065004 650mm	748903065004 667mm

NOM. PIPE SIZE DN	ABS*1	GRP*2	RC	COPPER	HDPE *3	PVC-U/M/O*4	
	SERIES 1 AS 3518	SERIES 1 AS 3571	AS 4058	AS 1432	AS/NZS 4130	SERIES 1 (U) AS/NZS 1477 (M) AS/NZS 4765	SERIES 2 (U) AS/NZS 1477 (M) AS/NZS 4765 (O) AS/NZS 4441
40	748901004701 48mm			N/A 38mm		748901004701 48mm	
50	748901005901 60mm			748901004701 51mm	7489010050021 50mm	748901005901 60mm	
65	748901007501 75mm			748901006301 64mm	7489010063021 63mm	748901007501 75mm	
80	748901008502 89mm			748901007601 76mm	7489010075021 75mm	748901008502 89mm	
100	748901011402 114mm	748901012002 122mm		748901009502 101mm	7489010110021 110mm	748901011402 114mm	748901012002 122mm
125	748901014002 140mm			748901012002 127mm	7489010125021 125mm	748901014002 140mm	
150	748901016002 168mm	748901017502 177mm	748901019002 197mm	748901015002 152mm	7489010160031 160mm	748901016002 160mm	748901017502 177mm
175					7489010180031 180mm	748901020002 200mm	
200	748901021502 225mm	748901023002 232mm		748901020002 203mm	7489010200031 200mm	748901021502 225mm	748901023002 232mm
225	748901025003 250mm	748901025003 259mm	748901027503 279mm	748901022502 229mm	7489010225041 225mm	748901025003 250mm	748901025003 259mm
250		748901028503 286mm			7459010250041 7489010280061 250mm 280mm	748901027503 280mm	748901028503 286mm
300	748901031003 315mm	748901034003 345mm	748902035004 362mm		7489010315061 315mm	748901031003 315mm	748901034003 345mm
350	748902035004 355mm	748902039004 399mm			7489020355061 355mm	748902035004 355mm	
375	748902040004 400mm	748902041004 426mm	748902044004 445mm			748902040004 400mm	748902041004 426mm
400	74802045004 450mm	74802045004 453mm			7489020400061 400mm	74802045004 450mm	
450	748902049004 500mm	748902049004 507mm	748903053004 533mm		7489020450081 450mm	748902049004 500mm	748902049004 507mm
500	748903056004 560mm	748903056004 560mm			7489020500081 500mm	748903056004 560mm	748903056004 560mm
525		748903057004 587mm	748903060004 616mm		7489020560101 560mm		
600	748903062004 630mm	748903065004 667mm	748903069004 699mm		7489020630101 630mm	748903062004 630mm	748903065004 667mm

Note: The AVK Repair Clamp range extends beyond DN600. For sizes and configurations not listed above, please contact AVK for your special requirements. Numbers in blue can be optional for width of clamp, see table below.
 *1 Min. required pipe rating for clamp application: PN9 | *2 Min. required pipe rating for clamp application: SN10,000 | *3 Min. required pipe rating for clamp SDR 13.6/PN12.5 | *4 Min. required pipe rating for clamp application: U=PN9 / M=PN12 / O=PN16 | PN16 rating for all Clamps in this chart. Clamps can be optional for different widths, see table below, width codes in blue. Ask your AVK rep for any special requirements.

REPAIR CLAMPS SELECTION CHART

Repair clamps typical specifying sequence table - 748901028503

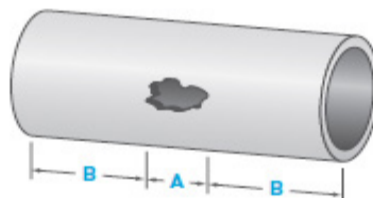
748 - AVK Series	90	1	0285	03	0
90 -	Repair Clamps				
Number of Parts -	1 = 1 Part 2 = 2 Parts 3 = 3 Parts 4 = 4 Parts 5 = 5 Parts 6 = 6 Parts				
Minimum Dia -	0047 through to 1200				
Clamp Width -	01 = 150mm 02 = 200mm 03 = 300mm through to 16 = 1600mm				
Pipe Application	0 = Rigid (type R) 1 = HDPE 2 = OPVC (type F) 3 = Gas				

Selection Clamp Length

It is important that there is sufficient contact between the edge of the area to be repaired and the end of the clamp. The following table gives a guide to the recommended minimum for sealing dimension "B" in the diagram.

Minimum required seal length 'B'

NOM. PIPE DIA. DN	MIN. SEAL LENGTH 'B' mm	STANDARD CLAMP LENGTHS mm
40-80	50	150
100-200	65	200
225-300	100	300
350-600	150	400



Minimum clamp length = A + 2B



SINGLE PART REPAIR CLAMP

Clamps specified for HDPE pipe application should be regarded as an OD Clamp

STANDARD CLAMP LENGTHS mm	NUMBER OF PARTS	DN	OD RANGE mm
150	1	50-65	5
150	1	80	7
200-400	1	100-300	10
400	2	300-450	20
400	3	450	30



DOUBLE PART REPAIR CLAMP



MULTI PART REPAIR CLAMP

TAPPED CLAMPS SELECTION CHART

NOM. PIPE SIZE DN	DICL	STEEL		ECOPUR	CICL		AC	
	AS/NZS 2280	MSCL AS 1579	GWI AS 1074	CLASS C&K EN 545:2010 EN 545:2007	CLASS B AS 1724	CLASS C AS 2544	CLASS AB AS 1711	CLASS CD AS 1711
50			748921005901001xx 60mm				748921006901001xx 69mm	
60			748921007601001xx 76mm				748921007601001xx 79mm	
80			748921008502001xx 89mm				748921009502001xx 96mm	
100	748921012002001xx 122mm	748921011002001xx 114mm	748921011002001xx 114mm		748921012002001xx 122mm	748921012002001xx 122mm	748921012002001xx 122mm	748921012002001xx 122mm
125		748921014004001xx 140mm	748921014004001xx 140mm	748921014004001xx 144mm		748921014004001xx 149mm		
150	748921017502001xx 177mm	748921016002001xx 168mm	748921016002001xx 165mm	748921016802001xx 170mm	748921017502001xx 177mm	748921017502001xx 177mm	748921017502001xx 177mm	748921017502001xx 177mm
175						748921020004001xx 203mm		
200	748921023004001xx 232mm	748921021504001xx 219mm		748921021504001xx 222mm	748921023004001xx 232mm	748921023004001xx 232mm	748921023004001xx 232mm	748921023004001xx 232mm
225	748921025004001xx 259mm	748921025004001xx 257mm			748921025004001xx 259mm	748921025004001xx 259mm	748921025004001xx 259mm	748921025004001xx 259mm
250	748921028504001xx 286mm	748921027004001xx 273mm		748921027004001xx 274mm	748921028504001xx 286mm	748921028504001xx 286mm	748921028504001xx 286mm	748921028504001xx 286mm
300	748922034004001xx 345mm	748922032004001xx 324mm		748922032004001xx 326mm	748922033004001xx 334mm	748922034004001xx 345mm	748922033004001xx 334mm	748922034004001xx 345mm
350		748922035004001xx 355mm						
375	748922041004001xx 426mm	748922040004001xx 406mm		748922037004001xx 377mm	748922041004001xx 413mm	748922041004001xx 426mm	748922041004001xx 413mm	748922041004001xx 426mm
400		748922045004001xx 457mm		748922041004001xx 429mm				
450	748922049004001xx 507mm	748922049004001xx 508mm		748922047004001xx 480mm	748922049004001xx 492mm	748922050004001xx 507mm	748922049004001xx 492mm	748922050004001xx 507mm

NOM. PIPE SIZE DN	ABS*1	GRP*2	RC	COPPER	HDPE *3	PVC-U/M*4	
	SERIES 1 AS 3518	SERIES 1 AS 3571	AS 4058	AS 1432	AS/NZS 4130	SERIES 1 (U) AS/NZS 1477 (M) AS/NZS 4765	SERIES 2 (U) AS/NZS 1477 (M) AS/NZS 4765
50	748921005901001xx 60mm					748921005901001xx 60mm	
60	748921007501001xx 75mm			748921006301001xx 64mm		748921007501001xx 75mm	
80	748921005901001xx 85mm			748921007501001xx 76mm		748921008502001xx 89mm	
100	748921011402001xx 114mm	748921012002001xx 122mm		74892100950201xx 101mm		748921011402001xx 114mm	748921012002001xx 122mm
125	748921014004001xx 140mm			748921012004001xx 127mm		748921014004001xx 140mm	
150	748921016002001xx 168mm	748921017502001xx 177mm	748921019002001xx 197mm	748921015002001xx 152mm		748921016002001xx 160mm	748921017502001xx 177mm
175						748921020004001xx 200mm	
200	748921021504001xx 225mm	748921023004001xx 232mm		748921020004001xx 203mm		748921021504001xx 225mm	748921023004001xx 232mm
225	748921025004001xx 250mm	748921025004001xx 259mm	748921027504001xx 279mm	748921022504001xx 229mm		748921025004001xx 250mm	748921025004001xx 259mm
250		748921028504001xx 286mm			7489210250040101xx 748921028006101xx 250mm 280mm	748921027504001xx 280mm	748921028504001xx 286mm
300	748922031004001xx 315mm	748922034004001xx 345mm	748922035004001xx 362mm		748922031506101xx 315mm	748922031004001xx 315mm	748922034004001xx 345mm
350	748922035004001xx 355mm	748922039004001xx 399mm			748922035506101xx 355mm	748922035004001xx 355mm	
375	748922040004001xx 400mm	748922041004001xx 426mm	748922044004001xx 445mm			748922040004001xx 400mm	748922041004001xx 426mm
400	748922045004001xx 450mm	748922045004001xx 453mm			748922040006101xx 400mm	748922045004001xx 450mm	
450	748922049004001xx 500mm	748922050004001xx 507mm	748922053004001xx 533mm		748922045008101xx 450mm	748922049004001xx 500mm	748922050004001xx 507mm

Note: The AVK Repair Clamp range extends beyond DN450. For sizes and configurations not listed above, please contact AVK for assistance. Numbers in blue can be optioned for width of clamp, see table on the next page.

*1 Min. required pipe rating for clamp application: PN9 | *2 Min. required pipe rating for clamp application: SN10,000 | *3 Not recommended for HDPE pipe rated less than PN12.5 | *4 Min. required pipe rating for clamp application: U=PN9 / M=PN12

*xx = offtake size, see table on the following page.

TAPPED CLAMPS SELECTION CHART

Tapped clamps typical specifying sequence table - 748921023000104

748 - AVK Series	92	1	0230	02	0	0	1	04
92 -	Tapped Clamps							
Number of Parts -	1 = 1 Part 2 = 2 Parts 3 = 3 Parts 4 = 4 Parts 5 = 5 Parts 6 = 6 Parts							
Minimum Dia -	0047 through to 1200							
Clamp Width -	01 = 150mm 02 = 200mm 03 = 300mm through to 16 = 1600mm							
Pipe Application -	0 = Rigid (type R) 1 = HDPE 2 = OPVC (type F) 3 = Gas							
Pressure Rating -	0 = PN16 1 = PN1 2 = PN3 3 = PN6 4 = PN9 5 = PN10 6 = PN12 7 = PN14 8 = PN21 9 = PN25							
Offtake Type -	1 = AS 4087 PN16 2 = AS 2129 Table E 3 = Gas 4 = AS 4087 PN16 @ 45 deg. 5 = JIS 6 = DIN PN10 7 = DIN PN16 8 = ANSI B16.5 Class 150 PN20							
Offtake Size -	01 = DN20 02 = DN25 03 = DN32 04 = DN40 5 = DN50 06 = DN65 08 = DN80 10 = DN100 11 = DN110 15 = DN150 16 = DN160 20 = DN200 22 = DN225 25 = DN250 30 = DN300 35 = DN350 37 = DN375 99 = DN15							

NOM. SIZE DN mm	CLAMP LENGTH mm	OFFTAKE SIZE DN mm	CLAMP OD RANGE mm
50	150	20-32	5
65	150	20-40	5
80	150	20-40	5
80	200	20-40	10
80	300	20-50	10
100-125	200	20-50	10
100-125	300	20-50	10
150	200	20-50	10
150	300	20-50	10
200	200	20-50	10
200	300	20-50	10
225-250	300	20-50	10
300-400	400	20-50	20

*Clamps specified HDPE should be regarded as size specific.
*Clamps in this table rate at PN16.



AVK Wang Pty Ltd

Cnr Sandford Road & Gibson Street
Wangaratta, VIC 3677
Australia

T: +61 8 8368 0900
F: +61 8 8368 0970
E: enquiries@avkau.com.au
W: www.avkcivil.com.au

STANDARD FLANGE SIZING CHART

AS/NZS 4087 Table B5	Outside Diameter	Pitch Circle Diameter	Raised Face Diameter	No. of Holes	Hole Diameter	Bolt Diameter	Thickness B5 Ductile Iron	Thickness B7 Steel
50	150	114	90	4	18	16	-	11
65	165	127	103	4	18	16	-	11
80	185	146	122	4	18	16	18	11
100	215	178	154	4	18	16	20	13
125	255	210	186	8	18	16	-	-
150	280	235	211	8	18	16	23	13
200	335	292	268	8	18	16	23	19
225	370	324	300	8	18	16	24	19
250	405	356	328	8	22	20	24	19
300	455	406	378	12	22	20	30	23
350	525	470	438	12	26	24	33	30
375	550	495	463	12	26	24	33	30
400	580	521	489	12	26	24	33	30
450	640	584	552	12	26	24	33	30
500	705	641	609	16	26	24	35	38
600	825	756	720	16	30	27	42	48
700	910	845	809	20	30	27	45	56
750	995	927	888	20	33	30	47	56
800	1060	984	942	20	36	33	48	56
900	1175	1092	1050	24	36	33	52	66
1000	1255	1175	1133	24	36	33	56	66
1200	1490	1410	1368	32	36	33	63	76

EN1092 PN16	Outside Diameter	Pitch Circle Diameter	No. of Holes	Hole Diameter	Bolt Diameter	Thickness Table 9 Ductile Iron
50	165	125	4	19	16	19
65	185	145	4	19	16	19
80	200	160	8	19	16	19
100	220	180	8	19	16	19
125	250	210	8	19	16	19
150	285	240	8	23	20	19
200	340	295	12	23	20	20
225	-	-	-	-	-	-
250	405	355	12	28	24	22
300	460	410	12	28	24	24,5
350	520	470	16	28	24	26,5
375	-	-	-	-	-	-
400	580	525	16	31	27	28
450	640	585	20	31	27	30
500	715	650	20	34	30	31,5
600	840	770	20	37	33	36
700	910	840	24	37	33	39,5
750	-	-	-	-	-	-
800	1025	950	24	41	36	43
900	1125	1050	28	41	36	46,5
1000	1255	1170	28	44	39	50
1200	1355	1270	32	50	45	57

AS/NZS 4087 Table B5 & B7 have compatible drillings with AS 2129 Table C & D
AS/NZS 4087 Table B6, B8 & B9 have compatible drillings with AS 2129 Table F & H
EN1092 PN16 has compatible drilling with ISO 7005 PN16 & BS4504 PN16

All dimensions in mm

STANDARD FLANGE SIZING CHART

AS/NZS 4087 Table B6	Outside Diameter	Pitch Circle Diameter	Raised Face Diameter	No. of Holes	Hole Diameter	Bolt Diameter	Thickness B6 Ductile Iron	Thickness B8 Steel PN21	Thickness B9 Steel PN35
50	165	127	103	4	18	16	-	15	19
65	185	146	122	8	18	16	-	15	19
80	205	165	141	8	18	16	22	15	24
100	230	191	167	8	18	16	22	19	24
125	280	235	207	8	22	20	-	-	-
150	305	260	232	12	22	20	27	24	31
200	370	324	296	12	22	20	31	24	31
225	405	356	324	12	26	24	34	30	38
250	430	381	349	12	26	24	34	30	38
300	490	438	406	16	26	24	38	30	38
350	550	495	459	16	30	27	41	30	48
375	580	521	485	16	30	27	42	38	48
400	610	552	516	20	30	27	44	38	48
450	675	610	571	20	33	30	46	38	58
500	735	673	634	24	33	30	49	48	58
600	850	781	739	24	36	33	54	58	68
700	935	857	815	24	36	33	58	58	78
750	1015	940	898	28	36	33	59	58	78
800	1060	984	942	28	36	33	63	68	84
900	1185	1105	1060	32	39	36	68	68	94
1000	1275	1194	1149	36	39	36	72	78	98
1200	1530	1441	1385	40	42	39	82	88	108

AS 2129 Table E	Outside Diameter	Pitch Circle Diameter	Raised Face Diameter	No. of Holes	Hole Diameter	Bolt Diameter	Thickness Ductile Iron PN14
50	150	114	90	4	18	16	19
65	165	127	103	4	18	16	19
80	185	146	122	4	18	16	19
100	215	178	154	8	18	16	22
125	255	210	186	8	18	16	22
150	280	235	207	8	22	20	22
200	335	292	264	8	22	20	25
225	-	-	-	-	-	-	-
250	405	356	328	12	22	20	25
300	455	406	374	12	26	24	29
350	525	470	438	12	26	24	32
375	-	-	-	-	-	-	-
400	580	521	489	12	26	24	32
450	640	584	552	16	26	24	35
500	705	641	609	16	26	24	38
600	825	756	717	16	33	30	41
700	910	845	806	20	33	30	44
750	995	927	885	20	36	33	48
800	1060	984	942	20	36	33	48
900	1175	1092	1050	24	36	33	51
1000	1255	1175	1130	24	39	36	54
1200	1490	1410	1365	32	39	36	60

TERMS AND CONDITIONS OF SALE AND DELIVERY

EFFECTIVE: 1ST FEBRUARY 2024

Expect... **AVR**

TERMS AND CONDITIONS OF SALE AND DELIVERY



GENERAL TERMS AND CONDITIONS OF SALE AND DELIVERY

AVK AUSTRALIA CIVIL GROUP

incorporating AVK Australia Holding Pty Ltd,
AVK Valves Pty Ltd, AVK Wang Pty Ltd and
AVK Currumbin Pty Ltd (effective
1 December 2023)

1. Applicability

These general terms and conditions of sale and delivery ("Conditions") govern the current and future supply and delivery of products and services ("Products") by an entity within the AVK AUSTRALIA CIVIL GROUP ("Supplier") and purchased by the purchaser ("Purchaser"), unless otherwise agreed in writing. The applicability of any general and special terms and conditions of Purchaser is excluded unless expressly adopted in writing by the Supplier.

2. Acquisition for re-supply

The Purchaser warrants and agrees that they are acquiring the Products for the purpose of re-supply or for the purpose of using them up or transforming them in trade or commerce in the course of a process of production or manufacture or of repairing or treating other products or fixtures on land and the parties agree that unless otherwise specified in writing the Products are of a kind not ordinarily acquired by the Purchaser for personal, domestic or household use or consumption.

3. Quotations and orders

Supplier's quotations of Products and pricing are not offers and are subject to change.

Contracts for delivery are accepted upon (i) written quotation by Supplier accepted by Purchaser in accordance with the terms of the quotation and subsequently confirmed by Supplier in writing (ii) written confirmation by Supplier of Purchaser's order (each a "Binding Order"). Modification of a Binding Order shall be in writing.

4. Prices

All prices quoted by Supplier are valid for 30 days only, unless otherwise communicated on an official quote. The price of the Products shall be Supplier quoted price or, where no price has been quoted (or the quoted price is no longer valid), the price listed in Supplier's published pricelist current at the date of acceptance. All prices are quoted by Supplier on ex works basis (EXW – INCOTERMS 2020) unless otherwise agreed in writing. The costs of packaging will be charged to Purchaser in addition to the price of the Products. The prices are exclusive of any import duties, GST, levies, taxes and other charges which may be imposed on the Products.

Any typographical, clerical or other error or omission in any quotation, pricelist,

acceptance offer or other document or information issued by Supplier may be corrected by Supplier without any liability on the part of Supplier.

Supplier reserves the right by giving notice to Purchaser at any time prior to dispatch to increase the price of the Products to reflect any substantial increase in the cost to Supplier which is due to factors beyond the control of Supplier (including, but not limited to, any foreign exchange fluctuation, currency regulation, alteration of duties, significant increase in cost of labour, materials or other cost of manufacture or transportation) that gives Supplier a disadvantage compared to the circumstances prevailing at the date of the acceptance of the Binding Order. Any such increase of price will reflect the actual increased cost level as evidenced by Supplier's records. If the increase of price is beyond 20 %, Purchaser shall be entitled to cancel the relevant Binding Order immediately and until such time Products have been dispatched.

5. Terms of payment

Supplier shall be entitled to invoice Purchaser for the price of the Products on, or at any time after, the scheduled delivery of the Products. The time of payment of the price of the Products is of the essence. Purchaser shall pay the invoice of the Products within 30 days of the date of Supplier's invoice. If Purchaser fails to make full payment on the due date then, without prejudice to any other right or remedy available to Supplier, Supplier shall be entitled to (i) charge Purchaser interest on the amount unpaid, at a rate of, at present, 1.00 % per commenced month (interest will be added monthly) and (ii) charge a fee of AUD 20 per payment reminder.

On the request of Supplier, if the Binding Order exceeds AUD two hundred fifty thousand (250,000) Purchaser shall, (i) at its expense, provide an unconditional, irrevocable, unlimited and absolute payment guarantee from an internationally recognized bank on Supplier's first demand, or (ii) at its expense provide a letter of credit.

In case of any payment default by Purchaser, Supplier is entitled to postpone delivery and to store any undelivered Products at Purchaser's expense by use of a freight forwarding agency or by utilising Supplier's storage facilities until payment of due invoices.

The Purchaser shall pay any legal costs, stamp duties and other expenses payable on these terms and conditions or any credit application, guarantee or other security documents signed by the Purchaser together with any collection costs or dishonoured cheque fees.

In a situation of default Supplier may withdraw the Purchaser's credit facilities at any time or vary the Purchaser's credit limit and shall provide the Purchaser with notice accordingly.

6. Delivery

Delivery shall take place EX WORKS (INCOTERMS 2020). Prior to dispatch, Purchaser shall give Supplier information regarding its GST number. Upon receipt of the Products, Purchaser shall issue to Supplier a notice acknowledging the receipt of Products and return required export statements. Supplier is entitled to make partial deliveries. If Purchaser fails to take delivery, Supplier is entitled to store any undelivered Products at Purchaser's expense, i.e. by use of a freight forwarding agency or by utilising Supplier's storage facilities. In case of late delivery attributable to Supplier, Purchaser may seek liquidated damages for delay equal to zero point five (0.5%) percent of the price of the invoiced value of the delayed Products per commenced week of delay up to a maximum of five (5.0%) percent of the invoiced value of the delayed Products. If Supplier has not delivered the Products within 10 weeks from delivery date, Purchaser is entitled to terminate the Binding Order without further liability for Supplier. Termination and liquidated damages as set out in this clause 5 are the only remedies available to Purchaser in case of delay in delivery or non-delivery.

Supplier may supply Products that vary from the Products ordered by the Purchaser and the Purchaser must accept the Products supplied provided that such variations are not material.

7. Cancellation and return

A Binding Order can only be cancelled by written agreement between Supplier and Purchaser. Supplier is entitled to debit Purchaser with all costs Supplier may incur as a result of Purchaser cancelling an order. Returns cannot be accepted more than 3 months after delivery.

Purchaser cannot expect to be credited more than 70% of the purchase price debited. All returns must show original invoice number and date of delivery and be in good sellable condition.

Return of special Products, Products which have been specially manufactured for Purchaser or standard Products which have been changed to meet Purchaser's specifications, is not accepted.

TERMS AND CONDITIONS OF SALE AND DELIVERY



8. Certification

If the Purchaser requires that the Products be certified, then the issue of any certification certificate will be entirely at the discretion of Supplier and, if issued, will incur a fee in an amount to be advised by Supplier to the Purchaser at the time that the request for certification is received.

9. Packaging

Packaging is not returnable. Packaging which was debited separately may be returned no later than 3 months after the time of delivery but only upon written agreement.

10. Defects

Products manufactured by the Supplier are designed in accordance with the specification available from Supplier. If any specific purpose has been designated in the specifications, the Products will be fit for such purpose and, where applicable conform, to the relevant Australian standard.

Purchaser shall, however, be solely responsible for satisfying itself that the Products are suitable and/or fit for the particular purpose for which they are ordered and used.

Products shall be deemed defective only when Purchaser evidences that Products are not in conformity with the Binding Order. Defective Product is in any case understood not to include any non-conformity caused by (i) the use of a Products for an application for which it has not been designed or which has not been recommended by Supplier; (ii) any change by Purchaser of the chemical composition of the medium or treatment of the medium for which the Products is used; (iii) installation not in accordance with Supplier installation instructions (if any) and accepted codes of good practice; (iv) lack of or faulty maintenance; and (v) normal wear and tear.

Purchaser shall carry out a reasonable inspection of the Products within 5 working days following receipt of Products, ascertaining that no transport damage has occurred and notify Supplier in case of transport damage.

All other defects shall, to the extent possible, be notified to Supplier within 15 working days from discovery, time being of the essence, by defining the defect and declaring which claims are asserted (the "Notification Period"). In any event, Purchaser will lose its right to rely on lack of conformity of the Products if Purchaser does not give Supplier notice thereof at the latest within a period of (i) one (1) year from the date of installation or (ii) two (2) years (collectively the "Cut-Off Date") from the date on which the Products were delivered (whichever occurs first).

Purchaser may, at Purchaser's discretion, demand Supplier to repair or replace the non-conforming Products. Supplier will cover direct costs for access and restoration, transport of a defect free product to the site of installation, dismantling and reinstallation at the site of installation of the defect Products. In case of repair or replacement by Supplier, the Cut-Off Date period runs from the time the Products were first actually delivered, and not from the time of repair or replacement. No other remedies shall be available to Purchaser in case of lack of conformity of the Products.

10A. Extended limited warranty

Notwithstanding the Notification Period and the Cut-Off Date in clause 10, and in addition to any other rights granted under these Conditions, the Products supplied by the Supplier, are additionally guaranteed against defects in workmanship and material only for a period of five (5) years from the date on which the Products were delivered. This warranty shall not apply: (i) if the Product is used for an application for which it has not been designed or which has not been recommended by the Supplier; (ii) in case of changes to the chemical composition of the medium or treatment of the medium for which the Product is used, unless such change has been preapproved in writing by the Supplier; (iii) if the Product is not installed in accordance with Supplier's installation instructions, if any, and accepted codes of good practice; (iv) in case of lack of or faulty maintenance; (v) in case of normal wear and tear or (vi) to electronic products, incl. VIDI products.

The Purchaser must within reasonable time notify the Supplier of any claimed defect. The Supplier shall have the right to inspect the Product and the Purchaser shall, if requested, return the defective Product to the Supplier with transportation prepaid. The Purchaser shall assume all responsibility and expenses for removal and reinstallation in connection to the foregoing remedy, however the Supplier will pay for return transportation cost to the Purchaser of a new or repaired Product if the warranty claim is accepted.

The obligation under this extended limited warranty is limited at Supplier's option to adjust, repair, or replace, ex works point of sale, the defective Products. The Supplier shall accept no liability for Product failure caused by items mentioned in clause 13 (Force Majeure).

Any Product which has been supplied but not manufactured by the Supplier (traded goods) shall be subject to the warranty terms of the manufacturer. The decision of the Supplier in relation to any claims or disputes over claims under this warranty is final.

11. Personal property security

For the purposes of this clause, Personal Property and Securities Register (PPSR) and "perfected monies security interest" (PMSI) have the meanings that are ascribed to them in the Personal Property Security Act 2010 (PPSA).

11.1 The Purchaser agrees that these terms and conditions create a security interest or a PMSI that has attached or will attach in the Product (and their proceeds) supplied presently and in the future by the Supplier to the Purchaser when the Purchaser take possession of the Product and that attachment of the security interest or PMSI has not in any way been deferred or postponed from the date of these terms and conditions.

11.2 The Purchaser agrees to do all things necessary and execute all documents reasonably required by the Supplier to register the security interest or PMSI granted by the Purchaser under these terms and conditions and to ensure that the Supplier acquires a perfected security interest in the product under the PPSA. If the Supplier perfects any security interest or PMSI that the Supplier has in relation to the Product then the Purchaser must not do anything that may adversely affect, in the Supplier's opinion, its security position under these terms and conditions.

11.3 The Purchaser will, upon demand, pay all of the Supplier's expenses and legal costs (on a Solicitor/agent/client basis) in relation to or in connection with the registration of the PMSI or any other security interest and all other costs associated with protection and enforcement of the PMSI or any other security interest created by these terms and conditions, or for undertaking an audit under the provisions of the PPSA, or the repossession of the Product the subject of these terms and conditions or the exercise, enforcement or preservation of any right or interest under these terms and conditions or any contract that the Supplier has with the Purchaser. Such expenses may, where appropriate, be debited against the Purchaser's credit account with the Supplier.

11.4 This PMSI does not lose its priority as a result of the renewal, refinance, consolidation or restructure of the subject matter of these terms and conditions and any purchase money obligations of if any updated credit application is submitted by the Purchaser, a director or guarantor.

11.5 The Purchaser agrees that the Purchaser must not allow the Product to become an accession or commingled with other Product until the Supplier has first perfected any security interest or PMSI that the Supplier has in respect of the Product.

TERMS AND CONDITIONS OF SALE AND DELIVERY



11.6 Until ownership of the Product passes to the Purchaser, the Purchaser waives its rights under the following provisions of the PPSA, to the maximum extent that it is permitted by law, to: receive a notice of intention to remove an accession (s 95); receive a notice that the Supplier has determined to enforce its security interest in accordance with land law (s118); receive a notice of enforcement action against liquid assets; receive a notice of disposal of the Product by way of it purchasing the Product from the Supplier (s129); receive a notice of disposal of the Product (s130); receive a statement of account following disposal of the Product (s132(2)); receive a statement of account every 6 months where there has been no disposal of the Product (s132(4)); receive notice of retention of the Product by the Supplier (s135(2)); object to any proposal by the Supplier to either retain and dispose of the Product (s137(3)); redeem the Product before the Supplier disposes of it (s142); reinstate the security agreement (s143); and receive any verification statement in relation to any registration event to which the Purchaser is a party (s157(1) and 157(3)).

11.7 To the extent permitted by the PPSA, these terms and conditions exclude any provisions of the PPSA which may be excluded in our discretion and which would otherwise confer rights on the Purchaser.

11.8 The Purchaser further agrees that where the Supplier has rights in addition to those under Part 4 of the PPSA, those rights shall continue to apply.

11.9 If the Purchaser, being an individual, commits an act of bankruptcy, or the Purchaser being a company, circumstances arise where a receiver, manager, administrator or controller becomes entitled to take possession of any of the Purchaser's assets, or any proceedings are instituted for the Purchaser's winding up, or the Purchaser enters into a deed of company arrangement, or the Purchaser cease or threaten to cease conducting business in the normal manner or apply for deregistration or receive a deregistration notice, or any cheque the Purchaser provides to the Supplier is dishonoured for payment, or the Purchaser fails to comply with any demand for payment issued by the Supplier, or the Purchaser breaches any of the terms and conditions contained herein and/or are in default of any other agreement between the Supplier and the Purchaser then without prejudice to any of the Suppliers other rights the Purchaser's right to sell the Product in the ordinary course of business in accordance with the PPSA and any of the Purchaser other rights in respect of the Products, immediately cease; and the Purchaser must immediately return to the

Supplier the Product in which title has not passed.

11.10 The Purchaser agrees that: if the Supplier has cause to exercise any of its rights under section 110 of the PPSA, then the Supplier is entitled to enter any premises where the Product supplied by the Supplier and still unpaid for is located and to repossess, remove and sell such Product. The Purchaser agrees to indemnify and keep the Supplier indemnified in respect of any claims, actions and costs that may arise against the Supplier in relation to the removal, repossession and sale of the Product pursuant to these terms and conditions including any claims brought by third parties as a result of that exercise.

11.11 The Purchaser agrees that repossession and retention of the Product pursuant to the PPSA will only satisfy so much of the monies which may become payable to the Supplier by the Purchaser, as is equivalent to the Purchaser's estimation of the market value of the Product as it is at the date of repossession and the repossession and retention will immediately extinguish any rights or interest the Purchaser has on the value of Product recovered.

11.12 Until ownership of the Product passes, the Purchaser agrees not to give the Supplier a written demand or allow any other person to give us a written demand requiring the Supplier to register a financing change statement under the PPSA or enter into or allow any other person to enter into the PPSR a financing change statement under the PPSA; agree not to change the Purchaser's name or undertake any changes to any documents that the Supplier has registered, require to be registered or are capable of being registered without the Supplier prior written consent; and undertake not to remove, deface or alter any serial number appearing on any Product supplied by the Supplier.

11.13 Until ownership of the Product passes, the Purchaser agrees not to give the Supplier a written demand or allow any other person to give the Supplier a written demand requiring the Supplier to register a financing change statement under the PPSA or enter into or allow any other person to enter into the PPSR a financing change statement under the PPSA; agree not to change the Purchaser's name or undertake any changes to any documents that the Supplier has registered, require to be registered or are capable of being registered without the Supplier prior written consent; and undertake not to remove, deface or alter any serial number appearing on any Product supplied by the Supplier.

11.14 Any time that the Purchaser makes a payment to the Supplier, irrespective of whether the payment is made under or in connection with these terms and conditions, the Supplier may apply that payment first, to satisfy an obligation that is not secured; second, to satisfy an obligation that is secured, but not by a PMSI; third, to satisfy an obligation that is secured by a PMSI for that obligation and using proceeds from the sale of the Products subject to that PMSI; and fourth, to satisfy an obligation that is secured by a PMSI using funds or proceeds from any source, or, despite the foregoing, in any manner as the Supplier sees fit.

12. Liability

Notwithstanding anything to the contrary in these Conditions, for any and all claims, losses, costs and damages whether such are based on indemnification, contract negligence, breach of contract, breach of warranty, statutory rules or otherwise and to the fullest extent permitted by applicable law the liability of Supplier shall be limited to: (i) in respect of property damage the yearly limit is AUD 10 million (10,000,000); and (ii) in respect of any other liability the total aggregate liability of Supplier shall be limited to the amount of the purchase price of the Products payable under the relevant Binding Order with addition of any liquidated damages for delay, and reasonable costs for access and restoration, transport of a defect free product to the site of installation, dismantling and reinstallation at the site of installation of the defect Product to a maximum of AUD ten million a year (10,000,000).

In no event shall Supplier be liable to Purchaser or to any third party for loss of profits, loss of revenue, loss of business opportunity, loss of time, loss of data or for any indirect, incidental, special, consequential, punitive or exemplary damages arising out of or related to delivery of any Products.

The limitation of liability set out above in this clause 10 does not apply: (i) in the event of claims for compensation as a result of death or bodily injury; (ii) in the event of liability according to mandatory law; (iii) in the event of wilful intent or gross negligence on the part of the Supplier (wilful intent means a deliberate act or omission, the consequences of which were foreseen or foreseeable, that was intended to cause harm to people, property, or the environment); gross negligence means any act or failure to act (whether sole, joint, or concurrent) that is so great as to cause harm to people, property, or the environment and that: (a) seriously and substantially deviates from a diligent course of action;

TERMS AND CONDITIONS OF SALE AND DELIVERY

or (b) is in reckless disregard of or wanton indifference to a risk known or so obvious that it should have been known); and (iv) for reasonable costs in the event of an infringement of intellectual property rights related to Supplier's performance; except infringement or violation arising from or based upon Supplier's compliance with particular requirements of Purchaser that differ from Supplier's standard specifications for Products.

13. Force Majeure

Supplier shall not be liable for any delay or failure of performance due to strikes, lockouts, fires, floods, act of governmental authority, pandemics, epidemics, terrorism, political instability within the country in which Supplier is operating, acts of God or other causes beyond Supplier's reasonable control provided that Supplier shall have given notice to Purchaser of any such cause for delay or anticipated delay promptly following its commencement and shall have used its commercially best efforts to perform as expeditiously as possible. If the delay or failure in performance lasts more than 30 days, Purchaser shall have the right to, without liability to Supplier, immediately terminate the Binding Order(s) in respect of such part of the Products as cannot in consequence of the force majeure event be used as intended by Purchaser.

14. Software

If the Product is delivered with embedded software or any additional software is purchased, the Purchaser obtains a non-exclusive, non-transferable, non-sublicensable, and revocable software license in form of a right of use to the software solely for the purposes set out in the applicable specification of the Product.

Unless explicitly set out in the applicable Binding Order, Purchaser obtains (i) no rights in form of patent, copyright, trademark or other proprietary right connected to the software, (ii) no rights to software source codes, (iii) no authorization to make any changes, additions, improvements, alterations, or modifications of any kind to the software, (iv) no right to copy, reproduce, modify, pass on to or in any other way communicate the software to a third party without prior permission from Supplier. Purchaser is solely responsible for satisfying itself that the software supplied will function in combination with Purchaser's other equipment, software or materials. Supplier shall not be liable for, and Purchaser shall indemnify and hold Supplier harmless from, any and all claims, losses, costs and damages arising as a result of a configuration or change that is incorporated into the software at Purchaser's request or a process use requested or controlled by Purchaser.

Supplier does not guarantee that the software supplied will function uninterrupted.

If the Product is delivered with embedded software or any additional software is purchased, such software will be subject to further detailed license terms, End User License Agreement ("EULA"), which for the avoidance of doubt shall supersede any contradicting terms and conditions set out in these Conditions.

Unless otherwise agreed in writing, e.g. in the EULA, the software will be provided on an automatically renewed yearly subscription, which will be invoiced subject to clause 4 of these Conditions. Termination of such subscription shall be provided in writing end of month + 30 days.

15. Intellectual Property Rights ("IPR")

Supplier has the sole and exclusive right to all registered or non-registered IPR of any kind (including, but not limited to, patents, copyright and related rights, moral rights, trademarks and service marks, business names and domain names, goodwill, rights in designs, rights in computer software, database rights, ideas, know-how, inventions, technical improvements of any type and trade secrets) in relation to the Product, including but not limited to drawings, calculations, designs, details of production, computer programs, data, prototypes, samples, models, moulds and other physical and/or electronic documents, information and materials.

In case of an infringement or violation of IPR of any kind arising from or based upon Supplier's compliance with particular requirements of Purchaser that differ from Supplier's standard specifications for Products, Purchaser shall indemnify and hold Supplier harmless from any and all claims, losses, costs and damages arising as a result of such a deviation.

16. No waiver

Any waiver by either party of a breach of any provision of these Conditions shall not be considered as a waiver of any subsequent breach or any other provision of these Conditions.

No provision of this contract shall be deemed to have been waived by the Supplier unless such waiver shall be in writing and signed by an officer of the Supplier giving notice in that behalf.

17. Severance

If any provision of these Conditions is held by any competent authority to be invalid or unenforceable in whole or in part the validity of the other provisions of these Conditions and the re-minder of the provision in question shall not be affected thereby.

18. Default:

If:

- a) The Supplier has any reasonable grounds to believe that the Purchaser may not be able to make due and punctual payment to the Supplier of any monies owing by the Purchaser or there is any default or failure by the Purchaser in making such payments; or
- b) an administrator, liquidator, provisional liquidator or external manager is appointed in respect of the Purchaser; or
- c) a receiver, receiver and manager, administrator or controller is appointed in respect of any assets or group of assets of the Purchaser; or
- d) the Purchaser goes into bankruptcy or is wound up; or
- e) the Purchaser becomes, admits in writing that it is, or is declared by a court to be unable to pay its debts as and when they fall due;
- f) there is a breach by the Purchaser of any of these terms and conditions or the terms and conditions with any other Group Company, then all monies payable by the Purchaser to the Supplier may at the Supplier's election, become immediately due and payable notwithstanding the due date for payment shall not have been expired; and
- (i) withdraw any credit facilities which may have been extended to the Purchaser;
- (ii) withhold any further delivery of Products;
- (iii) in respect of Products already delivered, enter onto the Purchaser's premises to recover and resell the Products for its own benefit;
- (iv) recover from the Purchaser the cost of materials or goods acquired for the purpose of future deliveries;
- (v) exercise such rights as are afforded to the Supplier under the PPSA; and
- (vi) register a default with any credit reference facility.

19. Assignment by Purchaser

The Purchaser shall not assign or purport to assign its rights and obligations herein to any third party without the prior consent in writing of the Supplier.

20. Notices

Any notice required to be given under this contract shall if the party is a Company, be signed by any person being or purporting to be a Director, Manager, or Senior officer of the party giving it, and if not a Company then by the party him-self and shall be deemed to have been given on the second day following posting if sent by pre-paid mail in an envelope addressed to the registered office or principle place of business or last known address as the case may be of the party to whom the notice is being sent.



TERMS AND CONDITIONS OF SALE AND DELIVERY

21. Venue and jurisdiction

These Conditions shall be governed by the laws of the State of South Australia and the Commonwealth of Australia, with exclusion of any choice of law rules. The applicability of the United Nations Convention on Contracts for the International Sale of Goods (CISG) is explicitly excluded for international sales. Any dispute or claim arising out of or in connection with these Conditions shall be referred to and resolved by arbitration, however Supplier may at its own discretion sue Purchaser at any place of jurisdiction through ordinary court.

Arbitration shall be conducted in accordance with Commercial Arbitration Act 2011 of South Australia in force at the time when such proceedings are commenced. The place of arbitration shall be in the state of South Australia the Supplier. English shall be the language used during any such proceedings unless otherwise agreed between the parties. In addition to the aforesaid, either party is entitled to seek injunctive relief by a competent court as may be necessary to restrain any breach or threatened breach of these Conditions by the other party.

AVK Australia Holding Pty Ltd

559a Grand Junction Road
Wingfield SA 5013
Australia

enquiries@avkau.com.au
orders@avkau.com.au
www.avkcivil.com.au

©2024 AVK Australia

Find us on social media:



Expect... **AVR**